

Lyxor STOXX Europe 600 Oil & Gas UCITS ETF - Dist

1. FUND INFORMATION

Investment objective

The Lyxor STOXX Europe 600 Oil & Gas UCITS ETF - Dist is a UCITS compliant exchange traded fund that aims to track the benchmark index STOXX Europe 600 Oil & Gas (Net Return) EUR.

The STOXX Europe 600 Oil & Gas (Net Return) EUR is constituted with the largest stocks of the oil & gas industry in Europe. The STOXX Europe 600 supersectors are derived from the STOXX Europe 600, which comprises 600 of the largest European stocks by free float market capitalisation. They represent the largest European companies in each of the 18 Supersectors as defined by the ICB classification (Industry Classification Benchmark). The complete construction methodology for the index is available on www.stoxx.com.

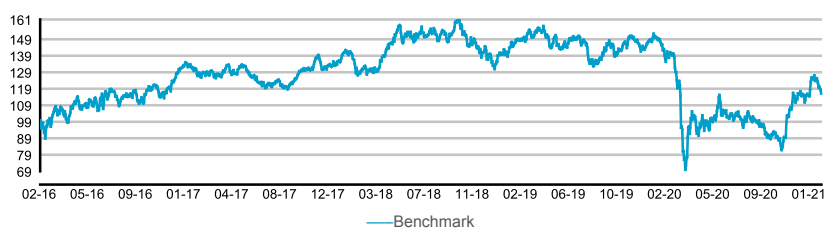
Trading Information

Place	Opening Hours (GMT)	Currency	Ticker Bloomberg	RIC Reuters	Distribution
Deutsche Boerse (Xetra)*	08:00 / 19:00	EUR	OIGS GF	OIGS.F	Yes
SIX Swiss Exchange	08:00 / 16:20	CHF	OILG SW	OILG.S	Yes
Deutsche Boerse (Xetra)	08:00 / 19:00	EUR	OIGS GY	OIGS.DE	Yes
XETRA**	08:00 / 16:30	EUR	LOGS GY	LOGS.DE	No
SIX Swiss Exchange**	08:00 / 16:20	EUR	LYOIL SW	LYOIL.S	No
NYSE Euronext Paris**	08:00 / 16:30	EUR	OIL FP	LYXOIL.PA	No
Borsa Italiana (Milano)**	08:00 / 16:30	EUR	OIL IM	LYXOIL.MI	No

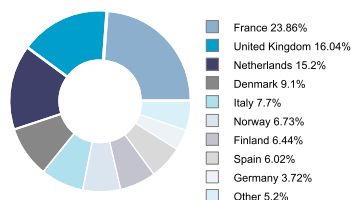
* First Listing Place of this share class ** Listing of other share classes

2. Index information

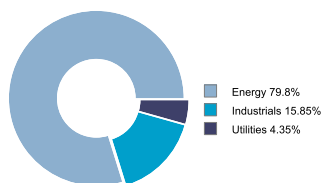
Source: Bloomberg, Lyxor AM, to 29th January 2021



Index Geographical Allocation



Index Sector Allocation



3. ETF Performances

	1 Month	3 Months	6 Months	3 Years	5 Years
Lyxor STOXX Europe 600 Oil & Gas UCITS ETF - Dist	1.36%	37.61%	21.78%	-	-
Benchmark	1.27%	37.60%	21.63%	-	-
Tracking Difference	0.09%	0.00%	0.15%	-	-
	YTD	2020			
Lyxor STOXX Europe 600 Oil & Gas UCITS ETF - Dist	1.36%	11.74%	-	-	-
Benchmark	1.27%	11.72%	-	-	-
Tracking Difference	0.09%	0.02%	-	-	-
Tracking Error	-	-	-	-	-

* Since inception, 02/07/2020

Source: Bloomberg, Lyxor AM, to 29th January 2021

The figures relating to [past performances / simulated past performances / past performances and simulated past performances] refer or relate to past periods and are not a reliable indicator of future results. This also applies to historical market data.

Ticker: OIGS GF

Main Fund Characteristics

Ticker	OIGS GF
Fund Type	SICAV
Domiciliation	Luxembourg
UCITS compliant	Yes
ISIN	LU2082998167
Replication method	Indirect (Swap Based)
Securities Lending	No
Full ownership of fund assets	Yes
Share Class Currency	EUR
Inception Date	02/07/2020
Nav per share at inception (EUR)	55.0435
Total Expense Ratio p.a	0.30%
Currency risk	Yes
NAV per Share (EUR)	57.05
Share AUM (M EUR)	27.26
Total Fund Assets (M EUR)	261.07
Umbrella (M EUR)	12,761.84
Minimum Investment (Share)	1
Income treatment	Distribution
Last Amount (EUR)	0.74
Date of distribution	July & December

Source: Lyxor AM, 29th January 2021

Full name	STOXX Europe 600 Oil & Gas (Net Return) EUR
Exposure	Europe
Asset Class	Equity
Index type	Net Total Return
Currency	EUR
Index Reuters RIC	.SXER
Index Bloomberg ticker	SXER
Further information	www.stoxx.com

Top ten constituents

Total Sa	23.86%
Bp Plc	15.01%
Royal Dutch Shell Plc-A Shs	14.65%
Vestas Wind Systems A/S	9.10%
Neste Oil Oyj	6.44%
Eni Spa	5.41%
Statoil Asa	4.13%
Siemens Energy Ag	3.72%
Repsol Sa	2.96%
Snam Spa	2.29%

Performances related to distributing ETF are calculated reinvesting dividends into the ETF performance. Performance gap represents the performance differences between the ETF and the Index. The Tracking Error represents the annualised volatility of the performance differences between the ETF and the benchmark.

Changes of benchmark may occur. To compare the track of the ETF with its benchmark, we will use the below indexes:

	From	To
STOXX Europe 600 Oil & Gas Price EUR	25/10/2006	01/03/2011
STOXX Europe 600 Oil & Gas (Net Return) EUR	01/03/2011	

** The fund's performance track record is that of LYXOR STOXX Europe 600 Oil & Gas UCITS ETF until 01/17/2019. This fund was absorbed by Lyxor STOXX Europe 600 Oil & Gas UCITS ETF on 01/17/2019.

	1Y	3Y	5Y
Fund volatility	-	-	-
Benchmark volatility	-	-	-
Sharpe ratio	-	-	-

Client services

0033 1 4213 9697 | info@lyxoretf.fr | www.lyxoretf.lu

Important information for Investors

Parties entering into transactions (such as a derivative or financing transaction) or investing in financial instruments that use an index or a variable interest rate (benchmark) are exposed to the risk that:

- (1) such benchmark may be subject to methodological or other changes which could affect the value of the relevant transaction; or
- (2) (i) may become not compliant with applicable laws and regulations (such as the European Benchmark Regulation), (ii) may cease to be published (possible cessation of LIBOR publication or planned cessation of EONIA both after December 2021), or (iii) the supervisor or administrator of any such benchmark may make a statement that the relevant benchmark is no longer representative, and as a consequence the relevant benchmark may be replaced by another benchmark which may have an adverse and material impact on the economics of the relevant transactions.

You should conduct your own independent investigation and analysis of the potential consequences of any relevant risks such as those mentioned above, particularly in light of the ongoing industry initiatives related to the development of alternative reference rates and the update of the relevant market standard documentation.

Risk Factors

It is important for potential investors to evaluate the risks described below and in the fund prospectus which can be found on www.lyxoretf.com

CAPITAL AT RISK: ETFs are tracking instruments: Their risk profile is similar to a direct investment in the Underlying Index. Investors' capital is fully at risk and investors may not get back the amount originally invested.

REPLICATION RISK: The fund objectives might not be reached due to unexpected events on the underlying markets which will impact the index calculation and the efficient fund replication.

COUNTERPARTY RISK: Investors are exposed to risks resulting from the use of an OTC Swap with SOCIETE GENERALE. In-line with UCITS guidelines, the exposure to Societe Generale cannot exceed 10% of the total fund assets.

Physically replicated ETFs may have counterparty risk resulting from the use of a Securities Lending Programme.

UNDERLYING RISK: The Underlying Index of a Lyxor ETF may be complex and volatile. When investing in commodities, the Underlying Index is calculated with reference to commodity futures contracts exposing the investor to a liquidity risk linked to costs such as cost of carry and transportation. ETFs exposed to Emerging Markets carry a greater risk of potential loss than investment in Developed Markets as they are exposed to a wide range of unpredictable Emerging Market risks.

CURRENCY RISK: ETFs may be exposed to currency risk if the ETF is denominated in a currency different to that of the Underlying Index they are tracking. This means that exchange rate fluctuations could have a negative or positive effect on returns.

LIQUIDITY RISK: Liquidity is provided by registered market-makers on the respective stock exchange where the ETF is listed, including Societe Generale. On-exchange liquidity may be limited as a result of a suspension in the underlying market represented by the Underlying Index tracked by the ETF; a failure in the systems of one of the relevant stock exchanges, Societe Generale or other market-maker systems; or an abnormal trading situation or event.

Investor's Notice

**The Total Expense Ratio (TER) covers all costs incurred by the Management Company to manage the underlying assets. It comprises a Management Fee and Structural Costs described as follows. The Management Fee represents the compensation for the Management Company services. The Structural Costs represent the custodian fee, the administrative fee, the audit fee and all other operating costs that will be paid by the Management Company to operate the funds.

This document is of a commercial nature and not of a regulatory nature.

It is each investor's responsibility to ascertain that it is authorised to subscribe, or invest into this product.

Prior to investing in the product, investors should seek independent financial, tax, accounting and legal advice.

Lyxor STOXX Europe 600 Oil & Gas UCITS ETF is an investment company with Variable Capital (SICAV) incorporated under Luxembourg Law, listed on the official list of Undertakings for Collective Investment, authorised under Part I of the Luxembourg Law of 17th December 2010 (the "2010 Law") on Undertakings for Collective Investment in accordance with provisions of the Directive 2009/65/EC (the "2009 Directive") and subject to the supervision of the Commission de Surveillance du Secteur Financier (CSSF).

The product is a sub-fund of Lyxor STOXX Europe 600 Oil & Gas UCITS ETF and has been approved by the CSSF and has been notified to the AMF to be marketed in France.

SOCIETE GENERALE and Lyxor International Asset Management S.A.S. recommend that investors read carefully the "risk factors" section of the product's prospectus and the "Risk and reward" section of the Key Investor Information Document (KIID). The prospectus in English and the KIID in French are available free of charge on www.lyxoretf.com or upon request to client-services-etf@lyxor.com.

The attention of investors is drawn to the fact that, the prospectus is only available in English.

Units of a specific UCITS ETF managed by an asset manager and purchased on the secondary market cannot usually be sold directly back to the asset manager itself. Investors must buy and sell units on a secondary market with the assistance of an intermediary (e.g. a stockbroker) and may incur fees for doing so. In addition, investors may pay more than the current net asset value when buying units and may receive less than the current net asset value when selling them.

Updated composition of the product's investment portfolio is available on www.lyxoretf.com. In addition, the indicative net asset value is published on the Reuters and Bloomberg pages of the product, and might also be mentioned on the websites of the stock exchanges where the product is listed.

There is no guarantee that the fund's objective will be met. The fund may not always be able to replicate exactly the performance of the index (or indices).

This product includes a risk of capital loss. The redemption value of this product may be less than the amount initially invested. In a worst case scenario, investors could sustain the loss of their entire investment.

The index referred to herein (the "Index") is not sponsored, approved or sold by Société Générale, Lyxor AM or Lyxor Asset Management Luxembourg. Société Générale, Lyxor AM and Lyxor Asset Management Luxembourg shall not assume any responsibility in this respect.

The accuracy, completeness or relevance of the information which has been drawn from external sources is not guaranteed although it is drawn from sources reasonably believed to be reliable.

Subject to any applicable law, Société Générale, Lyxor AM and Lyxor Asset Management Luxembourg shall not assume any liability in this respect.

The market information displayed in this document is based on data at a given moment and may change from time to time.

THIS DOCUMENT DOES NOT CONSTITUTE AN OFFER FOR SALE OF SECURITIES IN THE UNITED STATES OF AMERICA. THE PRODUCT HEREIN DESCRIBED WILL NOT BE REGISTERED UNDER THE U.S. SECURITIES ACT OF 1933, AS AMENDED (THE "U.S. SECURITIES ACT") AND MAY NOT BE OFFERED OR SOLD IN THE UNITED STATES OF AMERICA WITHOUT BEING REGISTERED OR BEING EXEMPTED FROM REGISTRATION UNDER THE U.S. SECURITIES ACT.

This factsheet is issued by Lyxor Asset Management (Lyxor AM), société anonyme à directoire et conseil de surveillance having its registered office at 17 cours Valmy, 92800 Puteaux (France), 418 862 215 RCS Nanterre, authorized and regulated by the Autorité des marchés financiers (AMF). Lyxor AM is represented in the UK by Lyxor Asset Management UK LLP, which is authorized and regulated by Financial Conduct Authority in the UK. This document is issued by the London Branch of Societe Generale. Societe Generale is a French credit institution (bank) authorised and supervised by the Autorite de Contrôle Prudentiel (the French Prudential Control Authority) and subject to limited regulation by the Financial Conduct Authority and Prudential Regulation Authority. Details about the extent of our authorisation and regulation by the Prudential Regulation Authority, and regulation by the Financial Conduct Authority are available from us on request.