



DORVAL MANAGEURS EURO

N Share (EUR) - Acc

Document intended for professional clients (in accordance with MIFID)

EQUITIES STRATEGY

Monthly report as at 29 November 2019

Fund's AuM
45.3M€

NAV
80.85€

Inception date N Share
22 Jun 2018

ISIN code
FR0013334372

Bloomberg code
DORMEUN FP EQUITY

Fund managers: Stéphane Furet • Louis Bert

Country of registration



MANAGEMENT PHILOSOPHY

Dorval Manageurs Euro invests at least 75% of the portfolio in equities, with at least 60% of the total portfolio in the euro area. The fund is eligible for French PEA equity savings plans. Our portfolio managers draw on their in-depth knowledge of each company's management team and managerial profile to select stocks, while also focusing on securities that offer the strongest growth prospects within a defined risk framework. The portfolio management team can invest up to 25% of assets in money market instruments and debt securities, depending on its macro-economic analysis.

The fund seeks to outperform the MSCI EMU Net Total Return Euro over a 5-year investment timeframe. The portfolio is focused on around 40 securities from across the full range of market capitalisations, with an emphasis on stocks that are undervalued on the basis of the growth-at-a-reasonable-price (GARP) model.

FUND MANAGER'S COMMENT

The European equity markets continued their gains in November, buoyed by confirmation of a slight uptick in economic activity in both Europe and the US since September. Manufacturing orders are stabilizing across the board as the year draws to a close. Meanwhile, investors are still hoping that a phase one agreement will materialize between the US and China in the near future and bolster this early-stage trend.

Against November's backdrop, Dorval Manageurs Euro significantly outperformed its reference indicator, the MSCI EMU Index NR which gained 2.65% in November, lifted by both the fund's repositioning on more cyclical stocks and financials over recent weeks – with rallies for BNPP, Aperam and Ryanair, etc. this month – and undervalued growth stocks catching up i.e. Ferratum, Worldline and Wirecard.

RISK AND REWARD PROFILE

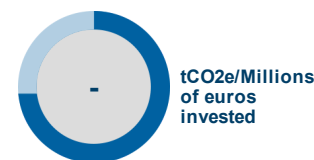


Lower risk, typically lower rewards ← Higher risk, typically higher rewards →

The SRRI level of this UCITS is an indicator with a score from 1 to 7. It corresponds to an increasing level of risk and reward. It is the result of a regulatory methodology based on annualised volatility, calculated over 5 years. Checked on a periodic basis, the indicator can vary.

ESG Carbon Footprint

Source: ISS at -

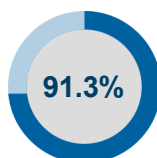


The carbon footprint measures the quantity of greenhouse gas emissions in terms of CO₂ (CO₂ eq.) resulting from the business operations of investments in our portfolio.

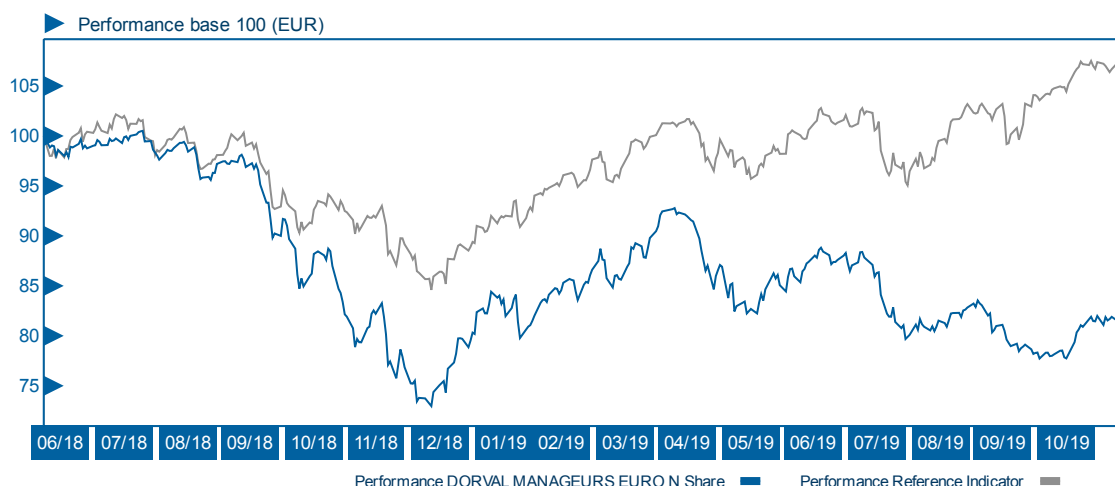
Emissions per amount invested: sum total of absolute emissions held by the portfolio compared to amounts invested in companies (tCO₂ eq/Millions of euros invested)

NET PERFORMANCE SINCE INCEPTION

Active share



Active share measures the difference in breakdown of an equity portfolio as compared to its benchmark.



Past performance is not a reliable indicator of future performance. Performance calculation takes into account net dividend re-invested for the fund and net dividend re-invested for the reference indicator.



NET PERFORMANCE SINCE INCEPTION (%)

Monthly report as at **29 November 2019**

Net cumulative performance

	1 Month	3 Months	6 Months	YTD	1 Year	3 Years	5 Years	10 Years	Since inception
Fund - N Share	4.00%	-0.82%	-2.23%	7.70%	-1.65%	-	-	-	-19.15%
Reference Indicator	2.65%	7.75%	12.02%	24.07%	16.75%	-	-	-	7.22%
Difference	1.35%	-8.57%	-14.25%	-16.37%	-18.40%	-	-	-	-26.37%

Net annualised performance

	3 Years	5 Years	10 Years	Since inception
Fund - N Share	-	-	-	-13.76%
Reference Indicator	-	-	-	4.97%
Difference	-	-	-	-18.74%

Net calendar performance

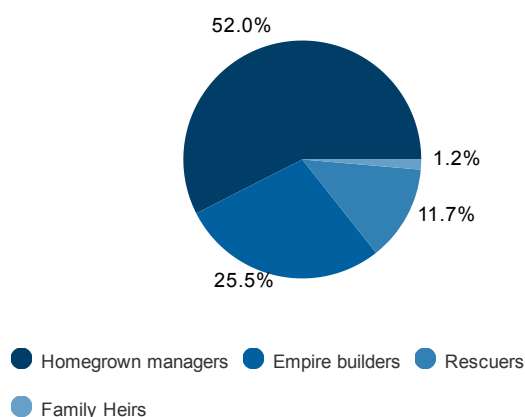
	2019 - YTD	-	-	-	-	-	-	-	-	-	-
Fund - N Share	7.70%	-	-	-	-	-	-	-	-	-	-
Reference Indicator	24.07%	-	-	-	-	-	-	-	-	-	-
Difference	-16.37%	-	-	-	-	-	-	-	-	-	-

Past performance is not a reliable indicator of future performance. Performance calculation takes into account net dividend re-invested for the fund and net dividend re-invested for the reference indicator.

MAIN HOLDINGS CHANGES

Bought	BMW DAIMLER	Strengthened	APERAM ACERINOX SA BNP PARIBAS
Sold	SALINI IMPREGILO SPA ENEL	Reduced	GROUPE FNAC VEOLIA ENVIRONNEMENT ENGIE

PORTFOLIO BREAKDOWN BY MANAGER TYPE



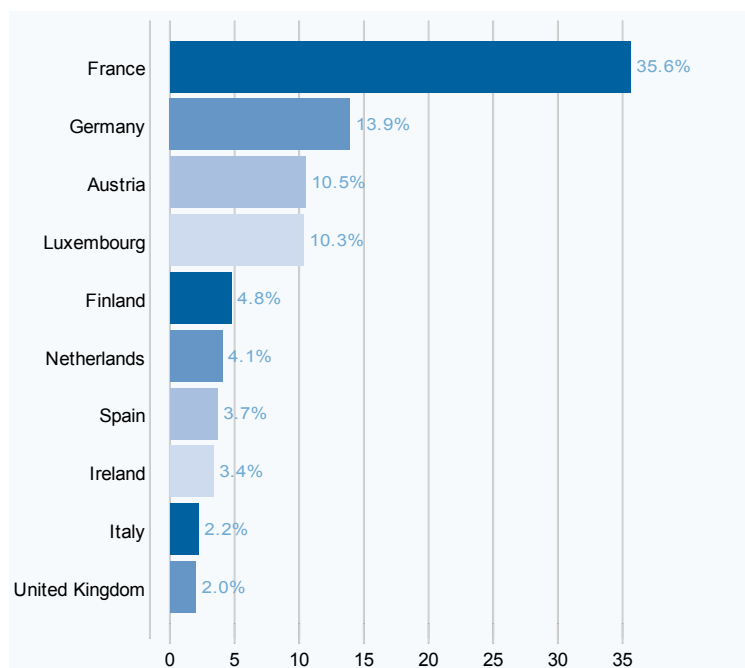
Total number of equity holdings	36
Top 5 holdings	24.4%
Top 10 holdings	43.8%
Median market capitalisation	2,573.4 M€

Top 10 Equities	Country	Sector	Weight	Investment themes
SOLUTIONS 30 SE	Luxembourg	Technology	6.6%	Digitalization of the economy
S&T AG	Austria	Technology	5.0%	Digitalization of the economy
FERRATUM OYJ	Finland	Financials	4.7%	Financials
WORLDLINE SA	France	Technology	4.2%	Digitalization of the economy
WIRECARD AG	Germany	Technology	4.0%	Digitalization of the economy
MICROPOLE	France	Technology	4.0%	Digitalization of the economy
COLAS	France	Industrials	3.9%	Stock-Picking
AEGON	Netherlands	Financials	3.9%	Financials
BNP PARIBAS	France	Financials	3.8%	Financials
APERAM	Luxembourg	Basic Materials	3.8%	High and stable dividend yield

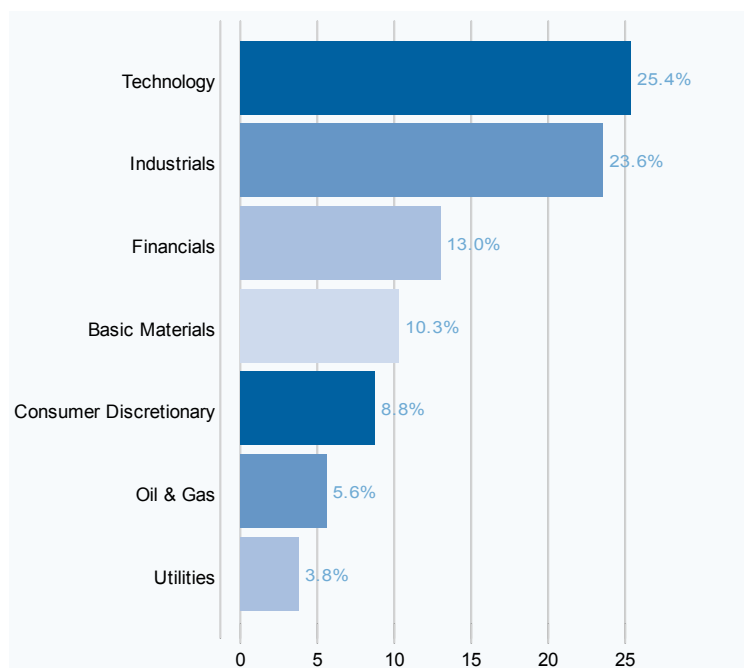
PORTFOLIO BREAKDOWN

Monthly report as at 29 November 2019

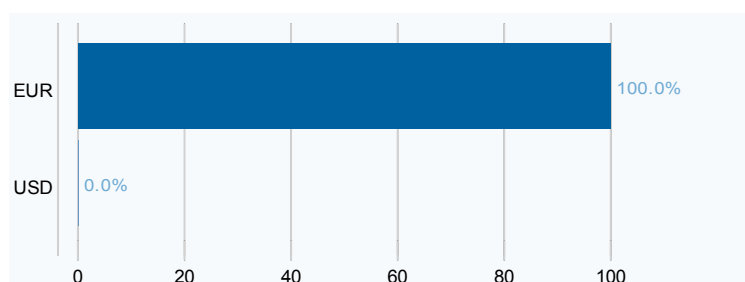
Geographical breakdown *



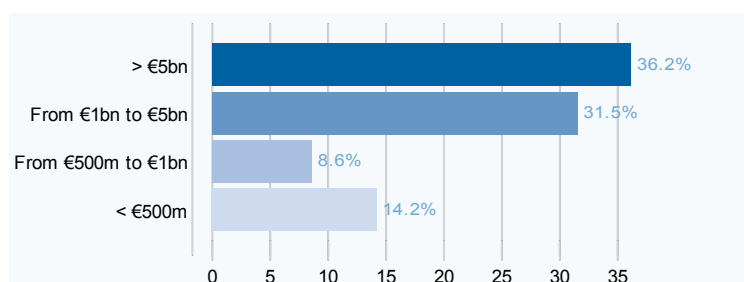
Sector breakdown *



Breakdown by currency



Breakdown by market capitalisation *



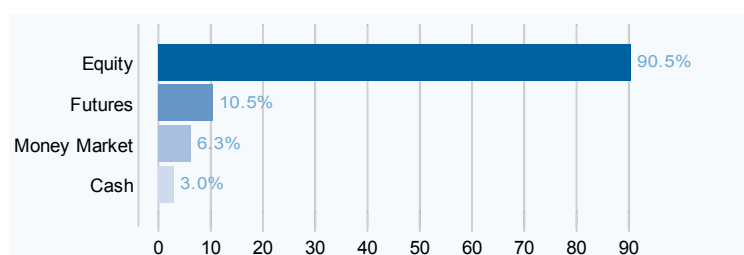
* Percentage of portfolio invested in equities excl. derivatives

VALUATION VALUATION 2020

Price to earnings multiple - P/E	13.02x
Growth in earnings per share	16.19%
EV/EBIT	8.87x
Dividend Yield	3.06%

Source Bloomberg / Dorval AM

Breakdown by asset class



RISK ANALYSIS

Ratio	1 Year	3 Years	5 Years
Sharpe ratio	-0.07	-	-
Beta	1.11	-	-
Alpha	-0.35	-	-
Information ratio	-1.90	-	-
Volatility - N Share	17.24	-	-
Reference Indicator Volatility	12.86	-	-
Tracking error	9.71	-	-

Ratio	Results	Date
Max performance	27.15%	from 27/12/2018 to 24/04/2019
Max drawdown	-27.40%	from 09/08/2018 to 27/12/2018
Recovery period	-	days
Gain frequency	38.89%	per month



CHARACTERISTICS AND FUND RISKS

Monthly report as at 29 November 2019

CHARACTERISTICS

Legal structure	Mutual Fund (FCP)	Inception date	22 Jun 2018	Settlement of redemptions	D+2 business days
Country of legal registration	France	First NAV date	22 Jun 2018	Unit decimalisation	Yes
UCITS	Yes	Asset Management company	Dorval Asset Management	Initial minimum subscription	One thousandth of a unit
Investment period	5 years	Custodian	Caceis Bank France	Subscription fees	2% max
AMF classification	Eurozone equities	Delegated financial manager	Caceis Fund Administration	Redemption fees	None
Eligible for PEA French share savings plans	Yes	NAV frequency	Daily	Management fees	1.50 %
Eligible for PME-PEA French share savings plans	No	Settlement of subscriptions	D+2 business days	Reference Indicator	MSCI EMU NET TOTAL RETURN EURO DNR
Currency	EUR	Cut-off time - Paris time		Performance fees	
Target subscribers	Distributors or intermediaries (MiFID II)	Centralisation of orders before 1:00 p.m. Execution of the order on D at the latest		20% of outperformance above its index if the fund's performance is positive	

Fund risks

Equity investments may undergo major share price fluctuations. The fund is exposed to certain specific risks, i.e. **risk of capital loss**, equity risk, exchange rate risk, interest rate risk, credit risk. Capital invested is not guaranteed. You may recover less than you invested. Please refer to the fund's full prospectus for a full description of risks.

DEFINITIONS

Monthly report as at 29 November 2019

Active share: Active share measures the difference in breakdown of an equity portfolio as compared to its benchmark.

Alpha: Coefficient used to measure a fund's additional positive or negative performance as compared to levels its market risk – as measured by its reference indicator – would justify.

Beta: Measure of a fund's sensitivity to market movements (represented by its reference indicator). A beta higher than 1 indicates that the fund amplifies the trends of its reference market on the upside as well as on the downside. Conversely, a beta lower than 1 means that the fund tends to react less to movements in its reference market. We calculate:

- Fund-reference indicator covariance (CovarianceFondsIndice): covariance for weekly fund and reference indicator performances

- Reference indicator variance (VarianceIndice): variance in the reference indicator's weekly performances

- Fund average (MoyenneFonds), Reference indicator average (MoyenneIndice): average of weekly performances for fund and reference indicator

$$\text{Beta} = \text{Fund-reference indicator covariance (CovarianceFondsIndice)} / \text{Reference indicator variance (VarianceIndice)}$$

$$\text{Alpha} = \text{Fund average (MoyenneFonds)} - (\text{Reference indicator average (MoyenneIndice)} * \text{Beta})$$

Dividend yield: Returns are the yield on shares, equating to the dividends paid by companies that the fund invests in, divided by these companies' share price.

DNR: Net dividends reinvested

EV/EBIT: Enterprise value divided by operating profit. This multiple is useful in assessing the speed at which an investor will recover the initial investment in a company after a full takeover.

Gain frequency: Ratio of the number of positive observations to the total number of observations since fund inception.

Growth in earnings per share: Trends in profits for companies in the fund's holdings, weighted for the proportion of these shares held in the fund.

Information ratio: The information ratio measures the fund's relative performance adjusted for each point of volatility compared to its reference indicator. We calculate:

- Average difference (MoyenneDiff): The average of the performance differences between the fund and the reference indicator

- Average standard deviation (MoyenneStdDev): The standard deviation of performance differences between the fund and the reference indicator

$$\text{Information ratio (RatioInfo)} = \text{Average difference (MoyenneDiff)} / \text{Average standard deviation (StdDevDiff)}$$

Maximum performance: Maximum gain historically recorded by the fund.

Maximum drawdown: Maximum loss historically recorded by the fund.

P/E multiple: The price/earnings multiple is calculated by dividing the share price by its net earnings per share. The P/E is used to value a share as compared to share prices for sector peers: the lower the P/E, the cheaper the share price is deemed to be.

Recovery period: Time expressed in number of days the fund takes to exceed the highest net asset value over the indicated period.

Risks: Risk data are calculated over a given timeframe based on weekly performances.

Sharpe ratio: Indicator of a fund's outperformance relative to a risk-free rate, divided by the risk taken (fund volatility). The Sharpe ratio measures the marginal performance per unit of risk. The higher the ratio, the higher the fund's risk-adjusted yield. We calculate:

- Annualised fund performance (PerfFondsAnnualise): the fund's annualised performance over the investment period

- Risk-free rate (TauxSansRisque): the annualised EONIA performance over the investment period

- Fund standard deviation (FondsStdDev): The fund's performance standard deviation

$$\text{Information ratio (RatioInfo)} = (\text{Annualised fund performance (PerfsFondsAnnualise)} - \text{Risk-free rate (TauxSansRisque)}) / (\text{Fund standard deviation (FondsStdDev)} * \text{Sqrt (52)})$$

Tracking error: Tracking error is the standard deviation for the series of differences between portfolio returns and benchmark returns. High tracking error implies a major difference between the fund and the benchmark, whether on the upside or downside.

Volatility: Amplitude in the variation of a financial instrument over a given time period. High volatility means that the share price varies significantly and therefore that the risk associated with the share is high.

MANAGERS GLOSSARY

The fund management team ranks the company managers in 4 broad categories:

Homegrown Managers: these executives started their career in the company they manage today. In most cases, they have more than 10 years' experience in the company in a management position in an international context;

Rescuers: they were given authority during a crisis. These managers are the heads of a pool of companies in turnaround situations;

Empire Builders: genuine niche developers, they have the ability to identify one or more long-term growth opportunities;

Family Heirs: they have a family link with the Builder and take on the operational management of the company. They often start out with a poor image which is not always justified. They are often supported in their ventures by an experienced manager.

MORNINGSTAR METHODOLOGY

© 2019 Morningstar, Inc. All rights reserved.

The information contained herein: (1) is proprietary to Morningstar and/or its content providers; (2) may not be copied or distributed; (3) is not warranted to be accurate, complete or timely. Neither Morningstar nor its content providers are responsible for any damages or losses arising from any use of this information. Past performance is no guarantee of future results. References to rankings, awards and/or ratings are not an indicator of future performance by the fund or the fund manager. The Morningstar rating applies to funds with a history of at least three years. It takes into account subscription fees, the risk-free return and the fund's volatility in order to calculate the MRAR (Morningstar Risk Adjust Return) ratio for each fund. The funds are then ranked by decreasing order of MRAR: the first 10% receive 5 stars, the next 22.5% 4 stars, the next 35% 3 stars, the next 22.5% 2 stars, and the last 10% receive 1 star. The funds are ranked within 180 European categories.



LEGAL NOTICES - DISCLAIMER AND PRODUCT RISKS

Monthly report as at **29 November 2019**

All data on the fund are derived from the accounting inventory and from Bloomberg for indices and characteristics of stocks in the portfolio.

This promotional document constitutes a presentation and is not an offer to subscribe or investment advice. It cannot be reproduced, published, transferred in whole or in part without the prior authorisation of Dorval Asset Management. Information contained in this document may be partial and Dorval Asset Management reserves the right to amend the document without notice.

Access to the products and services presented may be restricted for certain people or in certain countries. It may not be offered or sold, either directly or indirectly, for the account or benefit of any U.S. person as defined by United States Regulation S and/or FATCA. Investors must receive the KIID prior to subscription. If the fund is subject to specific local tax treatment, this will depend on the individual situation of each client and may be changed.

The fund carries a risk of capital loss. The risks and fees are set out in the Key Investor Information Document (KIID). For full information on strategic directions and all fees, please consult the prospectus, the KIID and other regulatory information available on our website www.dorval-am.com or on request from Dorval Asset Management.

DORVAL ASSET MANAGEMENT

Public limited company with share capital of €303,025

Paris Trade and Companies Register No. B 391392768 - APE 6630 Z - AMF accreditation no. GP 93-08

Registered office: 1 rue de Gramont - 75002 Paris

www.dorval-am.com

CONTACTS: DORVAL ASSET MANAGEMENT

1 rue de Gramont 75002 Paris
Tel.: +33 1 44 69 90 44
Fax.: +33 1 42 94 18 37
www.dorval-am.com

Gaëlle GUILLOUX
Tél. : +33 1 44 69 90 45 - gaelle.guilloux@dorval-am.com
Louis ABREU
Tél. : +33 1 87 75 81 24 - louis.abreu@dorval-am.com



DORVAL
ASSET MANAGEMENT
FLEXIBILITY WITH CONVICTION



NATIXIS
INVESTMENT MANAGERS

This material has been prepared by Dorval Asset Management. The distribution of this document may be limited in some countries. The fund cannot be sold in all jurisdictions; the local supervisory authority may limit the offering and the sale of its shares exclusively to certain types of investors.

The tax treatment for the shares or fund units held, acquired or sold depends on the status or the tax treatment of each investor, and may change. Please contact your financial advisor if you have any questions. Your financial advisor is responsible for ensuring that the offer and the sale of the shares in the fund comply with the governing national laws. **The fund may not be offered or sold in the USA, to citizens or residents of the USA, or in any other country or jurisdiction where it would be unlawful to offer or sell the fund.**

This material has been provided for information purposes only to investment service providers or other Professional Clients, Qualified or Institutional Investors and, when required by local regulation, only at their written request. This material must not be used with Retail Investors. It is the responsibility of each investment service provider to ensure that the offering or sale of fund shares or third party investment services to its clients complies with the relevant national law.

The investment processes and themes as well as the portfolio characteristics and interests are valid on the specified date and may be modified. References to a ranking, rating or award are not a guarantee of future performance and fluctuate over time. This document is not a prospectus and does not constitute an offer of shares. The information contained in this document may be updated occasionally and may differ from the information in the earlier or future versions of this document.

For more detailed information about this fund, as well as the charges, expenditure and risks, please contact your financial advisor to obtain, free of charge, a full prospectus, a Key Investor Information Document, a copy of the articles of association, half-yearly and annual reports and/or other documents and translations required in your jurisdiction. To find a financial advisory in your jurisdiction, please contact ClientServicingAM@natixis.com

If the fund is registered in your jurisdiction, these documents may also be obtained free of charge from the Natixis Investment Managers International offices (www.im.natixis.com) and the payer agents/ representatives mentioned here below. **Please read the prospectus and Key Investor Information carefully before investing.**

In the E.U. (outside of the UK and France): Provided by Natixis Investment Managers S.A. or one of its branch offices listed below. Natixis Investment Managers S.A. is a Luxembourg management company that is authorized by the Commission de Surveillance du Secteur Financier and is incorporated under Luxembourg laws and registered under n. B 115843. Registered office of Natixis Investment Managers S.A.: 2, rue Jean Monnet, L-2180 Luxembourg, Grand Duchy of Luxembourg. **Swiss Representative and Paying Agent:** Switzerland: RBC Investor Services Bank S.A., Esch-sur-Alzette, Zurich Branch, Badenerstrasse 567, P.O. Box 101, CH-8048 Zurich. **Italy:** Natixis Investment Managers S.A., Succursale Italiana (Bank of Italy Register of Italian Asset Management Companies no 23458.3). Registered office: Via San Clemente 1, 20122 Milan, Italy. **Germany:** Natixis Investment Managers S.A., Zweigniederlassung Deutschland (Registration number: HRB 88541). Registered office: Im Trutz Frankfurt 55, Westend Carrée, 7. Floor, Frankfurt am Main 60322, Germany. **Netherlands:** Natixis Investment Managers, Netherlands (Registration number 50774670). Registered office: Stadsplein 7, 3521AZ Utrecht, the Netherlands. **Sweden:** Natixis Investment Managers, Nordics Filial (Registration number 516405-9601 - Swedish Companies Registration Office). Registered office: Kungsgatan 48 5tr, Stockholm 111 35, Sweden. **Spain:** Natixis Investment Managers, Sucursal en España, Serrano nº90, 6th Floor, 28006 Madrid, Spain. **In France:** Provided by Natixis Investment Managers International – a portfolio management company authorized by the Autorité des Marchés Financiers (French Financial Markets Authority - AMF) under no. GP 90-009, and a public limited company (société anonyme) registered in the Paris Trade and Companies Register under no. 329 450 738. Registered office: 43 avenue Pierre Mendès France, 75013 Paris. **In Switzerland:** Provided by Natixis Investment Managers, Switzerland Sàrl, Rue du Vieux Collège 10, 1204 Geneva, Switzerland or its representative office in Zurich, Schweizergasse 6, 8001 Zürich. **Swiss Representative and Paying Agent:** RBC Investor Services Bank S.A., Esch-sur-Alzette, succursale de Zurich, Bleicherweg 7, CH-8027 Zurich. **In the British Isles:** Provided by Natixis Investment Managers UK Limited which is authorised and regulated by the UK Financial Conduct Authority (register no. 190258) - registered office: Natixis Investment Managers UK Limited, One Carter Lane, London, EC4V 5ER. When permitted, the distribution of this material is intended to be made to persons as described as follows: in the United Kingdom: this material is intended to be communicated to and/or directed at investment professionals and professional investors only; in Ireland: this material is intended to be communicated to and/or directed at professional investors only; in Guernsey: this material is intended to be communicated to and/or directed at only financial services providers which hold a license from the Guernsey Financial Services Commission; in Jersey: this material is intended to be communicated to and/or directed at professional investors only; in the Isle of Man: this material is intended to be communicated to and/or directed at only financial services providers which hold a license from the Isle of Man Financial Services Authority or insurers authorised under section 8 of the Insurance Act 2008. **In the DIFC:** Provided in and from the DIFC financial district by Natixis Investment Managers Middle East (DIFC Branch) which is regulated by the DFSA. Related financial products or services are only available to persons who have sufficient financial experience and understanding to participate in financial markets within the DIFC, and qualify as Professional Clients or Market Counterparties as defined by the DFSA. No other Person should act upon this material. Registered office: Office 504-D, 5th Floor, South Tower, Emirates Financial Towers, PO Box 118257, DIFC, Dubai, United Arab Emirates. **In Taiwan:** Provided by Natixis Investment Managers Securities Investment Consulting (Taipei) Co., Ltd., a Securities Investment Consulting Enterprise regulated by the Financial Supervisory Commission of the R.O.C. Registered address: 34F., No. 68, Sec. 5, Zhongxiao East Road, Xinyi Dist., Taipei City 11065, Taiwan (R.O.C.), license number 2018 FSC SICE No. 024, Tel. +886 2 8789 2788. **In Singapore:** Provided by Natixis Investment Managers Singapore (name registration no. 53102724D) to distributors and institutional investors only. Natixis Investment Managers Singapore is a division of Ostrum Asset Management Asia Limited (company registration of Ostrum Asset Management Asia Limited (company registration no. 199801044D)). **In Hong Kong:** Provided by Natixis Investment Managers Hong Kong Limited to institutional/ corporate professional investors only. **In Australia:** Provided by Natixis Investment Managers Australia Pty Limited (ABN 60 088 786 289) (AFSL No. 246830) and is intended for the general information of financial advisers and wholesale clients only. **In New Zealand:** This document is intended for the general information of New Zealand wholesale investors only. This is not a regulated offer for the purposes of the Financial Markets Conduct Act 2013 (FMCA) and is only available to New Zealand investors who have certified that they meet the requirements in the FMCA for wholesale investors. Natixis Investment Managers Australia Pty Limited is not a registered financial service provider in New Zealand. **In Latin America:** Provided by Natixis Investment Managers S.A. **In Chile:** Esta oferta privada se inicia el día de la fecha de la presente comunicación. La presente oferta se acoge a la Norma de Carácter General N° 336 de la Superintendencia de Valores y Seguros de Chile. La presente oferta versa sobre valores no inscritos en el Registro de Valores o en el Registro de Valores Extranjeros que lleva la Superintendencia de Valores y Seguros, por lo que los valores sobre los cuales ésta versa, no están sujetos a su fiscalización. Que por tratarse de valores no inscritos, no existe la obligación por parte del emisor de entregar en Chile información pública respecto de estos valores. Estos valores no podrán ser objeto de oferta pública mientras no sean inscritos en el Registro de Valores correspondiente. **In Colombia:** Provided by Natixis Investment Managers S.A. Oficina de Representación (Colombia) to professional clients for informational purposes only as permitted under Decree 2555 of 2010. Any products, services or investments referred to herein are rendered exclusively outside of Colombia. This material does not constitute a public offering in Colombia and is addressed to less than 100 specifically identified investors. **In Mexico:** Provided by Natixis IM Mexico, S. de R.L. de C.V., which is not a regulated financial entity, securities intermediary, or an investment manager in terms of the Mexican Securities Market Law (Ley del Mercado de Valores) and is not registered with the Comisión Nacional Bancaria y de Valores (CNBV) or any other Mexican authority. Any products, services or investments referred to herein that require authorization or license are rendered exclusively outside of Mexico. While shares of certain ETFs may be listed in the Sistema Internacional de Cotizaciones (SIC), such listing does not represent a public offering of securities in Mexico, and therefore the accuracy of this information has not been confirmed by the CNBV. Natixis Investment Managers is an entity organized under the laws of France and is not authorized by or registered with the CNBV or any other Mexican authority. Any reference contained herein to "Investment Managers" is made to Natixis Investment Managers and/or any of its investment management subsidiaries, which are also not authorized by or registered with the CNBV or any other Mexican authority. **In Uruguay:** Provided by Natixis Investment Managers Uruguay S.A., a duly registered investment advisor, authorised and supervised by the Central Bank of Uruguay. Office: San Lucar 1491, oficina 102B, Montevideo, Uruguay, CP 11500. The sale or offer of any units of a fund qualifies as a private placement pursuant to section 2 of Uruguayan law 18,627.