

**Lyxor ESG Euro Corporate Bond Ex Financials (DR) UCITS ETF - Acc**

Ticker: CBEF IM

**1. FUND INFORMATION****Investment objective**

The Lyxor ESG Euro Corporate Bond Ex Financials (DR) UCITS ETF - Acc is a UCITS compliant exchange traded fund that aims to track the benchmark index Bloomberg Barclays MSCI EUR Corporate Liquid ex Financial SRI Sustainable Index.

The index is representative of the performance of EUR denominated, investment grade corporate bonds issued by European and non-European corporates (excluding Financials), with maturities of at least 1 year. The index only includes issuers with an MSCI ESG Rating of BBB or higher, and negatively screens issuers involved in certain values-based business involvement criteria, including activities related to controversial military weapons, and those with a "red" MSCI ESG Controversy Score. Further index details and methodology may be found at [www.bloomberg.com](http://www.bloomberg.com).

Lyxor ETFs are efficient investment vehicles listed on exchange that offer transparent, liquid and low-cost exposure to the underlying benchmark index.

**Trading Information**

Place	Opening Hours (GMT)	Currency	Ticker Bloomberg	RIC Reuters	Distribution
Borsa Italiana (Milano)*	08:00 / 16:30	EUR	CBEF IM	CBEF.MI	No
NYSE Euronext Paris	08:00 / 16:30	EUR	CNB FP	CNB.PA	No
Deutsche Boerse (Xetra)	08:00 / 19:00	EUR	LYBF GY	LYBF.DE	No
SIX Swiss Exchange	08:00 / 16:20	EUR	LYCNB SW	LYCNB.S	No

\* First Listing Place of this share class

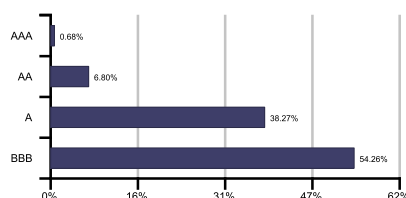
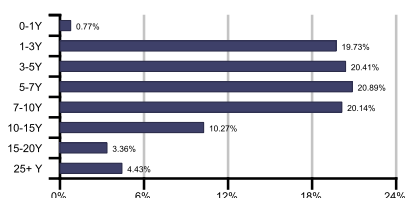
**2. Index information**

Source: Bloomberg, Lyxor AM, to 26th February 2021

**Top ten constituents**

Orafp 8 1/8 01/28/33	0.30%	Msft 3 1/8 12/06/28	0.23%
Bpln 3 1/4 Perp	0.29%	Vod 2.2 08/25/26	0.21%
Total 2 5/8 12/29/49	0.29%	Vz 2 7/8 01/15/38	0.21%
Bpln 3 5/8 Perp	0.27%	Total 3 7/8 12/29/49	0.20%
Sanfp 1 3/8 03/21/30	0.24%	Novnvx 0 09/23/28	0.20%

Number of index constituents 1164

**Rating breakdown****Maturity breakdown****3. ETF Performances**

	1 Month	3 Months	6 Months	3 Years	5 Years
<b>Lyxor ESG Euro Corporate Bond Ex Financials (DR) UCITS ETF - Acc</b>	<b>-1.00%</b>	<b>-1.16%</b>	<b>0.98%</b>	<b>5.38%</b>	<b>8.60%</b>
Benchmark	-0.98%	-1.11%	1.09%	6.45%	10.18%
Tracking Difference	-0.02%	-0.05%	-0.11%	-1.07%	-1.59%
	YTD	2020	2019	2018	2017
<b>Lyxor ESG Euro Corporate Bond Ex Financials (DR) UCITS ETF - Acc</b>	<b>-1.19%</b>	<b>2.97%</b>	<b>5.47%</b>	<b>-2.51%</b>	<b>1.07%</b>
Benchmark	-1.16%	3.25%	6.03%	-2.30%	1.29%
Tracking Difference	-0.03%	-0.27%	-0.56%	-0.22%	-0.22%
Tracking Error	-	0.02%	0.17%	0.00%	0.00%

Source: Bloomberg, Lyxor AM, to 26th February 2021

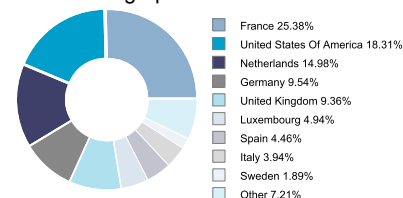
The figures relating to [past performances / simulated past performances / past performances and simulated past performances] refer or relate to past periods and are not a reliable indicator of future results. This also applies to historical market data.

**Main Fund Characteristics**

Ticker	CBEF IM
Fund Type	SICAV
Domiciliation	Luxembourg
UCITS compliant	Yes
ISIN	LU1829218822
UKFRS	Yes
Replication method	Direct (physical)
Sampling	Yes
Securities Lending	No
Share Class Currency	EUR
Inception Date	04/11/2009
Nav per share at inception (EUR)	132.9292
Total Expense Ratio p.a	0.14%
Currency risk	No
NAV per Share (EUR)	140.96
Share AUM (M EUR)	59.20
Total Fund Assets (M EUR)	59.20
Umbrella (M EUR)	41,513.43
Minimum Investment (Share)	1
Income treatment	Capitalisation

Source: Lyxor AM, 26th February 2021

Full name	Bloomberg Barclays MSCI EUR Corporate Liquid ex Financial SRI Sustainable Index
Exposure	Global
Asset Class	Fixed Income
Index type	Total Return
Currency	EUR
Index Reuters RIC	-
Index Bloomberg ticker	I34998EU
Further information	-
Coupon Rate (%)	1.43
Yield (%)	0.32
Duration (Years)	5.76
Modified Duration	5.85
Maturity (Years)	6.26
Convexity (%)	0.54

**Index Geographical Allocation**

Performances related to distributing ETF are calculated reinvesting dividends into the ETF performance. Performance gap represents the performance differences between the ETF and the Index. The Tracking Error represents the annualised volatility of the performance differences between the ETF and the benchmark.

Changes of benchmark may occur. To compare the track of the ETF with its benchmark, we will use the below indexes:

	From	To
iBoxx € Liquid Corporates Non Financials Total Return Index	04/11/2009	15/10/2015
Market iBoxx EUR Liquid Non-Financials Mid Price TCA TRI	15/10/2015	23/08/2019
Bloomberg Barclays MSCI EUR Corporate Liquid ex Financial SRI Sustainable Index	23/08/2019	

\*\* The fund's performance track record is that of Lyxor Euro Corporate Bond Ex Financials UCITS ETF until 10/25/2018. This fund was absorbed by Lyxor Euro Corporate Bond Ex Financials UCITS ETF on 10/25/2018.

	1Y	3Y	5Y
Fund volatility	5.64%	3.81%	3.50%
Benchmark volatility	5.64%	3.81%	3.50%
Sharpe ratio	0.23	0.57	0.60

**Client services**

+33 (0)1 42 13 31 31 | [client-services-etf@lyxor.com](mailto:client-services-etf@lyxor.com) | [www.lyxor.com](http://www.lyxor.com)

## Important information for Investors

Parties entering into transactions (such as a derivative or financing transaction) or investing in financial instruments that use an index or a variable interest rate (benchmark) are exposed to the risk that:

- (1) such benchmark may be subject to methodological or other changes which could affect the value of the relevant transaction; or
- (2) (i) may become not compliant with applicable laws and regulations (such as the European Benchmark Regulation), (ii) may cease to be published (possible cessation of LIBOR publication or planned cessation of EONIA both after December 2021), or (iii) the supervisor or administrator of any such benchmark may make a statement that the relevant benchmark is no longer representative, and as a consequence the relevant benchmark may be replaced by another benchmark which may have an adverse and material impact on the economics of the relevant transactions.

You should conduct your own independent investigation and analysis of the potential consequences of any relevant risks such as those mentioned above, particularly in light of the ongoing industry initiatives related to the development of alternative reference rates and the update of the relevant market standard documentation.

## Risk Factors

It is important for potential investors to evaluate the risks described below and in the fund prospectus which can be found on [www.lyxoretf.com](http://www.lyxoretf.com)

**CAPITAL AT RISK:** ETFs are tracking instruments: Their risk profile is similar to a direct investment in the Underlying Index. Investors' capital is fully at risk and investors may not get back the amount originally invested.

**REPLICATION RISK:** The fund objectives might not be reached due to unexpected events on the underlying markets which will impact the index calculation and the efficient fund replication.

**UNDERLYING RISK:** The Underlying Index of a Lyxor ETF may be complex and volatile. When investing in commodities, the Underlying Index is calculated with reference to commodity futures contracts exposing the investor to a liquidity risk linked to costs such as cost of carry and transportation. ETFs exposed to Emerging Markets carry a greater risk of potential loss than investment in Developed Markets as they are exposed to a wide range of unpredictable Emerging Market risks.

**CURRENCY RISK:** ETFs may be exposed to currency risk if the ETF is denominated in a currency different to that of the Underlying Index they are tracking. This means that exchange rate fluctuations could have a negative or positive effect on returns.

**LIQUIDITY RISK:** Liquidity is provided by registered market-makers on the respective stock exchange where the ETF is listed, including Societe Generale. On-exchange liquidity may be limited as a result of a suspension in the underlying market represented by the Underlying Index tracked by the ETF; a failure in the systems of one of the relevant stock exchanges, Societe Generale or other market-maker systems; or an abnormal trading situation or event.

## Investor's Notice

\*\*The Total Expense Ratio (TER) covers all costs incurred by the Management Company to manage the underlying assets. It comprises a Management Fee and Structural Costs described as follows. The Management Fee represents the compensation for the Management Company services. The Structural Costs represent the custodian fee, the administrative fee, the audit fee and all other operating costs that will be paid by the Management Company to operate the funds.

**This factsheet is for professional clients only.**

This document is for the exclusive use of institutional investors acting on their own account and categorised either as "eligible counterparties" or "professional clients" within the meaning of markets in financial instruments directive 2004/39/ce

This document is of a commercial nature and not of a regulatory nature.

It is each investor's responsibility to ascertain that it is authorised to subscribe, or invest in this product.

Prior to investing in the product, investors should seek independent financial, tax, accounting and legal advice.

Lyxor ESG Euro Corporate Bond Ex Financials (DR) UCITS ETF is an investment company with Variable Capital (SICAV) incorporated under Luxembourg Law, listed on the official list of Undertakings for Collective Investment, authorised under Part I of the Luxembourg Law of 17th December 2010 (the "2010 Law") on Undertakings for Collective Investment in accordance with provisions of the Directive 2009/65/EC (the "2009 Directive") and subject to the supervision of the Commission de Surveillance du Secteur Financier (CSSF).

The product is a sub-fund of Lyxor ESG Euro Corporate Bond Ex Financials (DR) UCITS ETF and has been approved by the CSSF and has been notified to the AMF to be marketed in France. Societe Generale and Lyxor International Asset Management S.A.S. recommend that investors read carefully the "risk factors" section of the product's prospectus and the "Risk and reward" section of the Key Investor Information Document (KIID). The prospectus in English and the KIID in French are available free of charge on [www.lyxoretf.com](http://www.lyxoretf.com) or upon request to [client-services-etf@lyxor.com](mailto:client-services-etf@lyxor.com).

**The attention of investors is drawn to the fact that, the prospectus is only available in English.**

Units of a specific UCITS ETF managed by an asset manager and purchased on the secondary market cannot usually be sold directly back to the asset manager itself. Investors must buy and sell units on a secondary market with the assistance of an intermediary (e.g. a stockbroker) and may incur fees for doing so. In addition, investors may pay more than the current net asset value when buying units and may receive less than the current net asset value when selling them.

Updated composition of the product's investment portfolio is available on [www.lyxoretf.com](http://www.lyxoretf.com). In addition, the indicative net asset value is published on the Reuters and Bloomberg pages of the product, and might also be mentioned on the websites of the stock exchanges where the product is listed.

There is no guarantee that the fund's objective will be met. The fund may not always be able to replicate exactly the performance of the index (or indices).

**This product includes a risk of capital loss.** The redemption value of this product may be less than the amount initially invested. In a worst case scenario, investors could sustain the loss of their entire investment.

The index referred to herein (the "Index") is not sponsored, approved or sold by Société Générale or Lyxor International Asset Management ("Lyxor ETF"). Société Générale, Lyxor ETF shall not assume any responsibility in this respect.

The accuracy, completeness or relevance of the information which has been drawn from external sources is not guaranteed although it is drawn from sources reasonably believed to be reliable.

Subject to any applicable law, Société Générale and Lyxor ETF shall not assume any liability in this respect.

The market information displayed in this document is based on data at a given moment and may change from time to time.

**THIS DOCUMENT DOES NOT CONSTITUTE AN OFFER FOR SALE OF SECURITIES IN THE UNITED STATES OF AMERICA. THE PRODUCT HEREIN DESCRIBED WILL NOT BE REGISTERED UNDER THE U.S. SECURITIES ACT OF 1933, AS AMENDED (THE "U.S. SECURITIES ACT") AND MAY NOT BE OFFERED OR SOLD IN THE UNITED STATES OF AMERICA WITHOUT BEING REGISTERED OR BEING EXEMPTED FROM REGISTRATION UNDER THE U.S. SECURITIES ACT.**

This factsheet is issued by Lyxor International Asset Management (Lyxor ETF), société par actions simplifiée having its registered office at Tours Société Générale, 17 cours Valmy, 92800 Puteaux (France), 418 862 215 RCS Nanterre, is authorized and regulated by the Autorité des Marchés Financiers (AMF) under the UCITS Directive and the AIFM Directive (2011/31/EU). Lyxor ETF is represented in the UK by Lyxor Asset Management UK LLP, which is authorised and regulated by the Financial Conduct Authority in the UK under Registration Number 435658.