

# Invesco Pan European High Income Fund Z (USD Hgd)-Acc Shares

31 December 2017

**This marketing document is exclusively for use by Qualified Investors in Switzerland and Professional Clients in Continental European countries as defined in the important information section. This document is not for consumer use, please do not redistribute.**

## Summary of fund objective

The Fund aims to provide to Shareholders long-term total return growth from an actively managed, diversified portfolio investing primarily in higher yielding European debt securities and to a lesser extent, equities. For the full objectives and investment policy please consult the current prospectus.

## Key facts



**Paul Causer**  
Henley -on- Thames  
Managed fund since  
March 2006



**Paul Read**  
Henley -on- Thames  
Managed fund since  
July 2008



**Stephanie Butcher**  
Henley -on- Thames  
Managed fund since  
February 2012

**Share class launch**  
19 August 2015

**Original fund launch**  
31 March 2006

**Legal status**  
Luxembourg SICAV with UCITS status

**Share class currency**  
USD

**Share class type**  
Accumulation

**Fund size**  
EUR 11.10 bn

**Reference index**  
Mstar GIF OS EUR Cautious Allocation

**Bloomberg code**  
INVCZAU LX

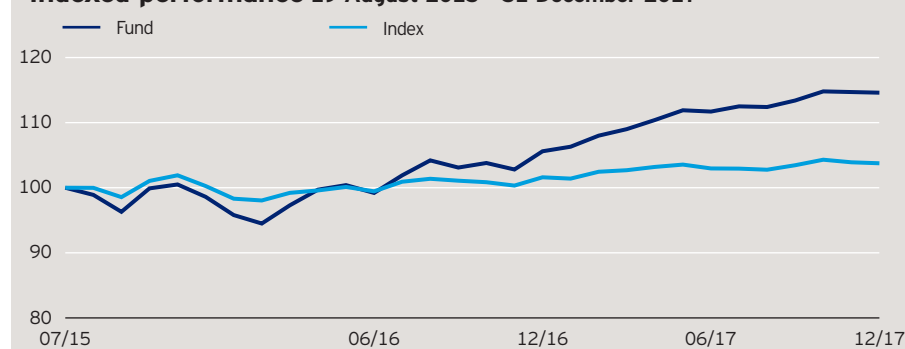
**ISIN code**  
LU1252826018

**Settlement date**  
Trade Date + 3 Days

## Quarterly fund commentary

European high yield bond markets delivered a positive return over the final quarter of 2017. This came despite an abrupt sell-off within the high yield market during early November. However, the market's ongoing demand for income and the still strong fundamental position of much of the corporate sector meant losses were quickly recovered. Amid further signs of the health of economic activity in the Eurozone, European equity markets were broadly flat. The basic materials sector was among the best performers benefiting from an improvement in copper prices. On the other hand, the telecommunications and healthcare sectors were among the leading detractors. Overall positioning remains defensive, with high levels of liquidity (cash, government bonds and short dated securities). The fund's allocation to non-financial high yield bonds is focused on high quality companies we consider carry a lower risk of default. We continue to believe the best investment opportunities lie in the financial sector. We also like junior bonds across the insurance, utility and telecom sectors. Through the fund's equity allocation, we are able to benefit from an additional and potentially diversifying income stream, along with potential capital appreciation. We maintain an allocation of around 20% of the portfolio's assets in equities.

### Indexed performance 19 August 2015 - 31 December 2017\*



Each period starts at the end of the indicated month. The first indicated month may not represent a full month and may start only on the launch/restructuring date indicated in the headline.

### Cumulative performance\*

in %	YTD	1 month	1 year	3 years	Since inception
Fund	8.52	-0.09	8.52	-	14.60
Index	2.13	-0.14	2.13	-	2.20

### Calendar year performance\*

in %	2013	2014	2015	2016	2017
Fund	-	-	-	7.10	8.52
Index	-	-	-	1.34	2.13

### Standardised rolling 12 month performance\*\*

in %	31.12.12	31.12.13	31.12.14	31.12.15	31.12.16
	31.12.13	31.12.14	31.12.15	31.12.16	31.12.17
Fund	-	-	-	7.10	8.52

The standardised rolling 12 month performance information is updated on a quarterly basis beginning one year after the share class launch. As the share class was launched on 19 August 2015, data is not available for the complete period covered by the table. Should you require up-to-date past performance information this is available on our website [www.invescoeurope.com](http://www.invescoeurope.com) or by contacting us.

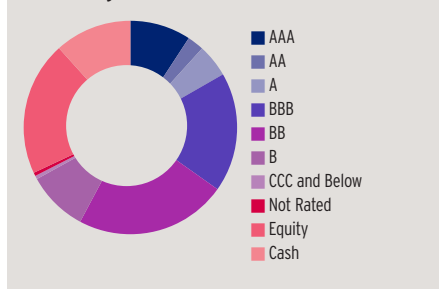
**Past performance is not a guide to future returns. The performance shown does not take account of the commissions and costs incurred on the issue and redemption of units.**

\*Source: © 2017 Morningstar. Indexed performance: Performance of an investment of 100 in share class currency. Gross income re-invested to 31 December 2017 unless otherwise stated. The figures do not reflect the entry charge payable by individual investors. \*\*Gross income re-invested to 31 December 2017. All performance data on this factsheet is in the currency of the share class, apart from the index performance which is shown in EUR. Reference Index Source: Morningstar.

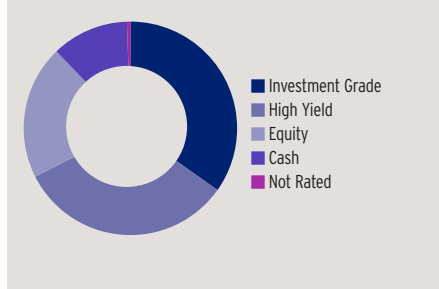
# Invesco Pan European High Income Fund Z (USD Hgd)-Acc Shares

31 December 2017

Credit ratings of the fund in %\*



Asset breakdown of the fund in %\*



## NAV and fees

### Current NAV

USD 11.46

### 12 month price high

USD 11.51 (06/11/2017)

### 12 month price low

USD 10.61 (03/01/2017)

### Minimum investment <sup>1</sup>

USD 1,500

### Entry charge

Up to 5.00%

### Annual management fee

0.62%

### Ongoing charges

0.89% (estimated 10/05/2017)

## Top 10 Equity Holdings (%)\*

	Fund
Roche	0.81
Novartis	0.78
Orange	0.68
Total	0.67
Ahold Delhaize	0.63
Royal Dutch Shell 'A' (EUR)	0.60
Deutsche Telekom	0.58
BNP Paribas	0.58
Allianz	0.57
Enel	0.56

## Credit ratings\*

(average rating: BBB-)

	in %
AAA	9.2
AA	2.5
A	5.0
BBB	18.2
BB	23.0
B	9.2
CCC and Below	0.5
Not Rated	0.5
Equity	20.4
Derivative	-0.3
Cash	11.7

## Yield %\*

Gross Current Yield	3.43
Gross Redemption Yield	2.40

## Top 10 Bond Issuers (%)\*

	Fund
Germany	3.77
KFW	2.33
Unicredit	1.75
United States	1.56
Telefonica	1.52
Italy	1.44
EDF	1.27
Intesa	1.09
Lloyds	1.05
Softbank	1.01

## Asset breakdown\*

	in %
Investment Grade	34.9
High Yield	32.8
Equity	20.4
Cash	11.7
Not Rated	0.5
Derivative	-0.3

## Modified duration\*

	in years
Modified duration	3.2

# Invesco Pan European High Income Fund

## Z (USD Hgd)-Acc Shares

31 December 2017

---

### Risk Warnings

The value of investments and any income will fluctuate (this may partly be the result of exchange rate fluctuations) and investors may not get back the full amount invested. Debt instruments are exposed to credit risk which is the ability of the borrower to repay the interest and capital on the redemption date. Changes in interest rates will result in fluctuations in the value of the fund. The fund may invest in distressed securities which carry a significant risk of capital loss. The fund may invest in contingent convertible bonds which may result in significant risk of capital loss based on certain trigger events. The fund may hold a large amount of debt instruments which are of lower credit quality and may result in large fluctuations in the value of the fund.

---

### Important Information

<sup>1</sup>The minimum investment amounts are: USD 1,500 / EUR 1,000 / GBP 1,000 / CHF 1,500 / SEK 10,000. Please contact us or refer to the most up to date Prospectus for details of minimum investment amounts in other currencies.

This marketing document is exclusively for use by Professional Clients and Financial Advisers in Continental Europe and Qualified Investors in Switzerland. This document is not for consumer use, please do not redistribute. For the purpose of the distribution of this document Continental Europe is defined as Austria, Belgium, Switzerland, Germany, Spain, France, Italy, Luxembourg, Netherlands. Data as at 31 December 2017, unless otherwise stated. This document is marketing material and is not intended as a recommendation to invest in any particular asset class, security or strategy. Regulatory requirements that require impartiality of investment/investment strategy recommendations are therefore not applicable nor are any prohibitions to trade before publication. The information provided is for illustrative purposes only, it should not be relied upon as recommendations to buy or sell securities. By accepting this document, you consent to communicate with us in English, unless you inform us otherwise.

"Z" shares are available to distributors and financial intermediaries, which according to regulatory requirements or based on individual fee arrangements with their clients, are not allowed to accept and keep commissions on management fee, subject to the approval of the Management Company. No commissions on management fee may be paid to any distributor or financial intermediary in relation to any of the "Z" Shares. Shareholders in the "Z" Shares who subscribed prior to 12 December 2017, when different share class access applied, are not subject to the above access requirements. Past performance is not a guide to future returns. Where individuals or the business have expressed opinions, they are based on current market conditions, they may differ from those of other investment professionals and are subject to change without notice and are not to be construed as investment advice. This marketing document is not an invitation to subscribe for shares in the fund and is by way of information only, it should not be considered financial advice. This does not constitute an offer or solicitation by anyone in any jurisdiction in which such an offer is not authorised or to any person to whom it is unlawful to make such an offer or solicitation. Persons interested in acquiring the fund should inform themselves as to (i) the legal requirements in the countries of their nationality, residence, ordinary residence or domicile; (ii) any foreign exchange controls and (iii) any relevant tax consequences. As with all investments, there are associated risks. This document is by way of information only. Asset management services are provided by Invesco in accordance with appropriate local legislation and regulations. The fund is available only in jurisdictions where its promotion and sale is permitted. Not all share classes of this fund may be available for public sale in all jurisdictions and not all share classes are the same nor do they necessarily suit every investor. Fee structure and minimum investment levels may vary dependent on share class chosen. Please check the most recent version of the fund prospectus in relation to the criteria for the individual share classes and contact your local Invesco office for full details of the fund registration status in your jurisdiction. Forecasts are not reliable indicators of future performance. As a result of the introduction of a material change in the fee structure, the ongoing charges figure is estimated based on the expected total of charges. This figure may vary from year to year. It excludes portfolio transaction costs except in the case of an entry or exit charge paid by the Fund when buying or selling shares/units in another fund. For more information on our funds, please refer to the most up to date relevant fund and share class-specific Key Investor Information Documents, the latest Annual or Interim Reports and the latest Prospectus, and constituent documents. This information is available using the contact details of the issuer and is without charge. Further information on our products is available using the contact details shown. The yields shown are expressed as a % per annum of the current NAV of the fund. They are an estimate for the next 12 months, assuming that the fund's portfolio remains unchanged and there are no defaults or deferrals of coupon payments or capital repayments. Cash income is estimated coupons from bonds. The gross current yield is an indication of the expected cash income over the next 12 months. The estimated gross redemption yield is a longer-term picture indicating expected annual total return. This means that in addition to expected cash income, it includes the amortised annual value of unrealised capital gains or losses of bond holdings currently held by the fund, calculated with reference to their current market price and expected redemption value made upon maturity of the bonds. Neither of the yields is guaranteed. Nor do they reflect the fund charges or the entry charge of the fund. Investors may be subject to tax on distributions. Subscriptions of shares are only accepted on the basis of the most up to date legal offering documents. The legal offering documents (fund & share class specific Key Investor Information Document, prospectus, annual and semi-annual reports, articles and trustee deed) are available free of charge with your local Invesco representative or on our website [www.invescoeurope.com](http://www.invescoeurope.com).

© 2017 Morningstar. All rights reserved. The information contained herein: (1) is proprietary to Morningstar and/or its content providers; (2) may not be copied or distributed; and (3) is not warranted to be accurate, complete or timely. Neither Morningstar nor its content providers are responsible for any damages or losses arising from any use of this information.

---

# Invesco Pan European High Income Fund

## Z (USD Hgd)-Acc Shares

31 December 2017

---

### Important Information

**Additional information for Austria:** Issued in Austria by Invesco Asset Management Österreich - Zweigniederlassung der Invesco Asset Management Deutschland GmbH. The legal offering documents are available free of charge from the issuer of this document: Invesco Asset Management Österreich - Zweigniederlassung der Invesco Asset Management Deutschland GmbH, Rotenturmstrasse 16 - 18, 1010 Vienna as well as at Erste Bank der oesterreichischen Sparkassen AG, Graben 21, A-1010 Vienna acting as paying agent for funds registered for sale in Austria.

**Additional information for Belgium:** Issued in Belgium by Invesco Asset Management S.A. Belgian Branch (France), situé Avenue Louise 235, 1050 Bruxelles, Belgium, [www.invesco.be](http://www.invesco.be).

**Additional information for France:** Issued in France by Invesco Asset Management S.A., 16-18 rue de Londres, 75009 Paris, France.

**Additional information for Germany:** Issued in Germany by Invesco Asset Management Deutschland GmbH. The legal offering documents are available free of charge from the issuer of this document: Invesco Asset Management Deutschland GmbH, An der Welle 5, D - 60322 Frankfurt am Main.

**Additional information for Italy:** Issued in Italy by Invesco Asset Management SA, Sede Secondaria, Via Bocchetto 6, 20123 Milan, Italy. The fund is registered in Italy for professional investors only and not for public distribution.

**Additional information for Luxembourg:** Issued in Luxembourg by Invesco Asset Management SA, 16-18 rue de Londres, 75009 Paris, France.

**Additional information for the Netherlands:** Issued in the Netherlands by Invesco Asset Management S.A. Dutch Branch, Vinoly Building, Claude Debussylaan 26, 1082 MD Amsterdam, The Netherlands, [www.invesco.nl](http://www.invesco.nl).

**Additional information for Spain:** Issued in Spain by Invesco Asset Management S.A., Sucursal en España, C/ Goya 6 - 3º, 28001 Madrid, Spain.

**Additional information for Switzerland:** Issued in Switzerland by Invesco Asset Management (Schweiz) AG, Talacker 34, CH-8001 Zurich, who acts as representative for the funds distributed in Switzerland. Paying agent for the funds distributed in Switzerland: BNP PARIBAS SECURITIES SERVICES, Paris, succursale de Zurich, Selnastrasse 16, CH-8002 Zurich. The legal offering documents are available free of charge at our website and local language from the issuer of this document. The fund is domiciled in Luxembourg.