

# Invesco Pan European Equity Fund

## B-Acc Shares

31 December 2017

**This marketing document is exclusively for use by Qualified Investors in Switzerland and Professional Clients in Continental European countries as defined in the important information section. This document is not for consumer use, please do not redistribute.**

### Summary of fund objective

The Fund aims to provide long-term capital growth by investing in a portfolio of equity or equity related instruments of European companies with an emphasis on larger companies. For the full objectives and investment policy please consult the current prospectus.

### Key facts



**John Surplice**  
Henley -on- Thames  
Managed fund since  
July 2003



**Martin Walker**  
Henley -on- Thames  
Managed fund since  
July 2003

#### Share class launch

15 May 1997

#### Original fund launch

02 January 1991

#### Legal status

Luxembourg SICAV with UCITS status

#### Share class currency

EUR

#### Share class type

Accumulation

#### Fund size

EUR 3.34 bn

#### Reference index

MSCI Europe-ND

#### Bloomberg code

INVPEGB LX

#### ISIN code

LU0130710550

#### Settlement date

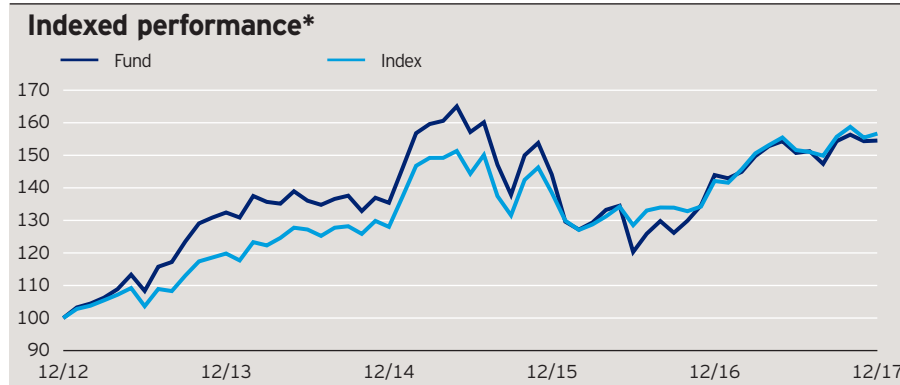
Trade Date + 3 Days

#### Morningstar Rating™

★★★

### Quarterly fund commentary

Pan-European equity markets ticked up in Q4. In 2017, European equities posted their best returns since 2013. Europe ended the year on strong footing as economic activity continued to expand at healthy levels in both the manufacturing and services sectors. The eurozone unemployment rate continued its decline in Q4, to the lowest in almost nine years, further underpinning domestic demand. Against such a backdrop, the European Central Bank (ECB) announced its first steps towards reducing stimulus measures after years of very accommodative policies, cutting monthly asset purchases by half starting from January 2018. However, with pricing pressures remaining subdued, the ECB extended its quantitative easing programme by another nine months to allow inflation to build up further. In our view, continued growth in domestic demand and falling unemployment in the Eurozone suggest mounting core inflationary pressures as we move through 2018. On the UK side, Q4 witnessed the Bank of England's first interest rate rise in a decade, in an attempt to constrain inflation from going further above the target level. The fund's strategy is based on bottom-up stock selection and driven by valuation, while taking into account the macroeconomic backdrop. At quarter-end, energy stood as the largest overweight sector relative to the MSCI Europe Index benchmark and consumer staples the biggest underweight sector.



The performance period shown here starts on the last day of the first indicated month and ends on the last day of the last indicated month.

### Cumulative performance\*

in %	YTD	1 month	1 year	3 years	5 years
Fund	7.36	0.12	7.36	14.11	54.53
Index	10.24	0.79	10.24	22.38	56.67

### Calendar year performance\*

in %	2013	2014	2015	2016	2017
Fund	32.43	2.26	6.42	-0.13	7.36
Index	19.82	6.84	8.22	2.58	10.24

### Standardised rolling 12 month performance\*\*

in %	31.12.12 31.12.13	31.12.13 31.12.14	31.12.14 31.12.15	31.12.15 31.12.16	31.12.16 31.12.17
Fund	32.43	2.26	6.42	-0.13	7.36

The standardised past performance information is updated on a quarterly basis. Should you require up-to-date past performance information this is available on our website [www.invescoeuropa.com](http://www.invescoeuropa.com) or by contacting us.

Past performance is not a guide to future returns. The performance shown does not take account of the commissions and costs incurred on the issue and redemption of units.

# Invesco Pan European Equity Fund

## B-Acc Shares

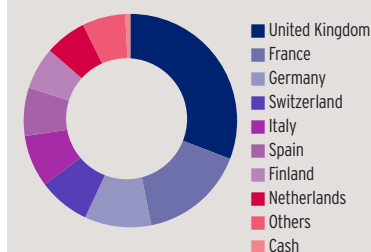
31 December 2017

### Holdings and active weights\*

(total holdings: 67)

Top 10 holdings	%	Top 10 positive	+	Top 10 negative	-
BP	3.4	Royal Dutch Shell 'A' (EUR)	2.4	Nestle	2.8
Roche	3.3	Stora Enso	2.3	HSBC	2.2
Deutsche Post	2.5	Kingspan	2.1	Novartis	2.0
Royal Dutch Shell 'A' (EUR)	2.4	UPM	2.1	British American Tobacco	1.6
Stora Enso	2.4	Deutsche Post	2.0	Royal Dutch Shell 'A'	1.2
BASF	2.4	International Consolidated Airlines	2.0	Siemens	1.1
Barclays	2.3	Ahold Delhaize	1.9	Banco Santander	1.1
Total	2.3	BP	1.9	Allianz	1.1
UPM	2.3	Michelin	1.9	Novo Nordisk	1.1
Eni	2.3	Orange	1.9	Sanofi	1.0

### Geographical weightings of the fund in %\*



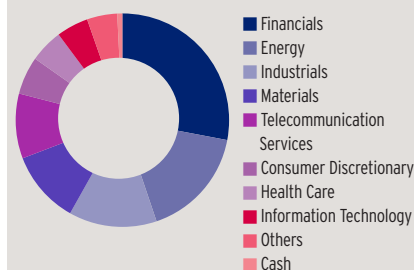
### Geographical weightings\*

in %	Fund	Index
United Kingdom	30.8	27.2
France	16.0	16.3
Germany	10.1	15.5
Switzerland	7.9	13.7
Italy	7.9	3.2
Spain	7.3	5.0
Finland	6.4	1.5
Netherlands	6.3	4.3
Others	6.5	13.4
Cash	0.8	0.0

### Sector weightings\*

in %	Fund	Index
Financials	28.0	21.0
Energy	16.8	7.4
Industrials	13.3	13.2
Materials	11.0	8.4
Telecommunication Services	9.8	3.8
Consumer Discretionary	5.7	10.5
Health Care	5.1	12.2
Information Technology	4.8	5.0
Others	4.6	18.6
Cash	0.8	0.0

### Sector weightings of the fund in %\*



### Financial characteristics\*

Average weighted market capitalisation	EUR 52.80 bn
Median market capitalisation	EUR 22.80 bn

### 3 year characteristics\*\*

Alpha	-3.06
Beta	1.16
Correlation	0.93
Information ratio	-0.37
Sharpe ratio	0.29
Tracking error in %	6.28
Volatility in %	16.24

For detailed information about the 3 year characteristics please see <http://www.invescoeuropa.com/CE/Glossary.pdf>.

### NAV and fees

#### Current NAV

EUR 17.06

#### 12 month price high

EUR 17.37 (09/05/2017)

#### 12 month price low

EUR 15.75 (08/02/2017)

#### Minimum Investment <sup>1</sup>

EUR 1,000

#### Entry charge

0.00%

#### Annual management fee

1.5%

#### Ongoing charges

2.87% (31/08/2016)

---

# Invesco Pan European Equity Fund

## B-Acc Shares

31 December 2017

---

### Risk Warnings

The value of investments and any income will fluctuate (this may partly be the result of exchange rate fluctuations) and investors may not get back the full amount invested.

---

### Important Information

<sup>1</sup>The minimum investment amounts are: USD 1,500 / EUR 1,000 / GBP 1,000 / CHF 1,500 / SEK 10,000. Please contact us or refer to the most up to date Prospectus for details of minimum investment amounts in other currencies.

This marketing document is exclusively for use by Professional Clients and Financial Advisers in Continental Europe and Qualified Investors in Switzerland. This document is not for consumer use, please do not redistribute. For the purpose of the distribution of this document Continental Europe is defined as Switzerland, Finland, France, Italy, Luxembourg, Netherlands, Norway, Sweden. Data as at 31 December 2017, unless otherwise stated. This document is marketing material and is not intended as a recommendation to invest in any particular asset class, security or strategy. Regulatory requirements that require impartiality of investment/investment strategy recommendations are therefore not applicable nor are any prohibitions to trade before publication. The information provided is for illustrative purposes only, it should not be relied upon as recommendations to buy or sell securities. By accepting this document, you consent to communicate with us in English, unless you inform us otherwise.

Past performance is not a guide to future returns. Where individuals or the business have expressed opinions, they are based on current market conditions, they may differ from those of other investment professionals and are subject to change without notice and are not to be construed as investment advice. This marketing document is not an invitation to subscribe for shares in the fund and is by way of information only, it should not be considered financial advice. This does not constitute an offer or solicitation by anyone in any jurisdiction in which such an offer is not authorised or to any person to whom it is unlawful to make such an offer or solicitation. Persons interested in acquiring the fund should inform themselves as to (i) the legal requirements in the countries of their nationality, residence, ordinary residence or domicile; (ii) any foreign exchange controls and (iii) any relevant tax consequences. As with all investments, there are associated risks. This document is by way of information only. Asset management services are provided by Invesco in accordance with appropriate local legislation and regulations. The fund is available only in jurisdictions where its promotion and sale is permitted. Not all share classes of this fund may be available for public sale in all jurisdictions and not all share classes are the same nor do they necessarily suit every investor. Fee structure and minimum investment levels may vary dependent on share class chosen. Please check the most recent version of the fund prospectus in relation to the criteria for the individual share classes and contact your local Invesco office for full details of the fund registration status in your jurisdiction. Forecasts are not reliable indicators of future performance. The ongoing charges figure is based on annualised expenses for the period ending 31/08/2016. This figure may vary from year to year. It excludes portfolio transaction costs except in the case of an entry or exit charge paid by the Fund when buying or selling shares/units in another fund. For more information on our funds, please refer to the most up to date relevant fund and share class-specific Key Investor Information Documents, the latest Annual or Interim Reports and the latest Prospectus, and constituent documents. This information is available using the contact details of the issuer and is without charge. Further information on our products is available using the contact details shown. Subscriptions of shares are only accepted on the basis of the most up to date legal offering documents. The legal offering documents (fund & share class specific Key Investor Information Document, prospectus, annual and semi-annual reports, articles and trustee deed) are available free of charge with your local Invesco representative or on our website [www.invescoeurope.com](http://www.invescoeurope.com).

© 2017 Morningstar. All rights reserved. The information contained herein: (1) is proprietary to Morningstar and/or its content providers; (2) may not be copied or distributed; and (3) is not warranted to be accurate, complete or timely. Neither Morningstar nor its content providers are responsible for any damages or losses arising from any use of this information.

---

# Invesco Pan European Equity Fund

## B-Acc Shares

31 December 2017

---

### Important Information

**Additional information for Finland:** Issued in Finland by Invesco Asset Management S.A., 16-18 rue de Londres, 75009 Paris, France.

**Additional information for France:** Issued in France by Invesco Asset Management S.A., 16-18 rue de Londres, 75009 Paris, France.

**Additional information for Italy:** Issued in Italy by Invesco Asset Management SA, Sede Secondaria, Via Bocchetto 6, 20123 Milan, Italy. The fund is registered in Italy for professional investors only and not for public distribution.

**Additional information for Luxembourg:** Issued in Luxembourg by Invesco Asset Management SA, 16-18 rue de Londres, 75009 Paris, France.

**Additional information for the Netherlands:** Issued in the Netherlands by Invesco Asset Management S.A. Dutch Branch, Vinoly Building, Claude Debussylaan 26, 1082 MD Amsterdam, The Netherlands, [www.invesco.nl](http://www.invesco.nl).

**Additional information for Norway:** Issued in Norway by Invesco Asset Management S.A., 16-18 rue de Londres, 75009 Paris, France.

**Additional information for Sweden:** Issued in Sweden by Invesco Asset Management S.A. Swedish Filial (France), Stureplan 4c, 4th floor, Stockholm 114 35, Sweden.

**Additional information for Switzerland:** Issued in Switzerland by Invesco Asset Management (Schweiz) AG, Talacker 34, CH-8001 Zurich, who acts as representative for the funds distributed in Switzerland. Paying agent for the funds distributed in Switzerland: BNP PARIBAS SECURITIES SERVICES, Paris, succursale de Zurich, Selnaustrasse 16, CH-8002 Zurich. The legal offering documents are available free of charge at our website and local language from the issuer of this document. The fund is domiciled in Luxembourg.