

Invesco Greater China Equity Fund

B-Acc Shares

31 December 2017

This marketing document is exclusively for use by Qualified Investors in Switzerland and Professional Clients in Continental European countries as defined in the important information section. This document is not for consumer use, please do not redistribute.

Summary of fund objective

The objective of the Fund is to achieve long-term capital growth by investing in securities of Greater China. For the full objectives and investment policy please consult the current prospectus.

Key facts



Mike Shiao
Hong Kong
Managed fund since
December 2006



Lorraine Kuo
Hong Kong
Managed fund since
November 2011

Share class launch

15 May 1997

Original fund launch

15 July 1992

Legal status

Luxembourg SICAV with UCITS status

Share class currency

USD

Share class type

Accumulation

Fund size

USD 1.23 bn

Reference index

MSCI Golden Dragon Index-ND

Bloomberg code

INVPGCB LX

ISIN code

LU0130708901

Settlement date

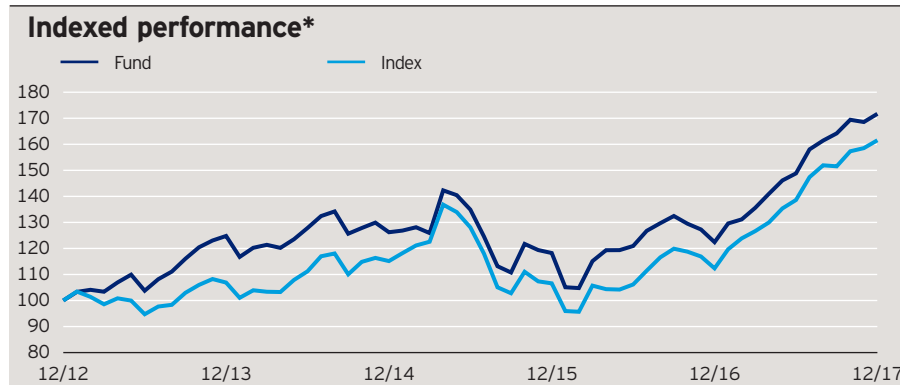
Trade Date + 3 Days

Morningstar Rating™

★★★

Quarterly fund commentary

Greater China equities achieved positive returns in the fourth quarter. The Chinese equity market rose on continued earnings upgrades and ongoing inflows. Economic growth remained stable, with the official manufacturing PMI and trade data pointing towards healthy domestic production and robust external demand. Retail sales growth was also resilient. Amidst a favourable macro backdrop, we expect Chinese companies to deliver earnings growth of 17.9% in 2017, compared to -9.4% in 2016. Hong Kong equities benefited from the positive sentiment spill-over from Chinese equities over the quarter. Consumer-related sectors led the market higher thanks to the steady growth of retail sales on the back of a rebound in inbound tourists and stable local spending. Taiwanese equities also achieved a positive total return. The heavy-weighted IT sector experienced some headwinds since late November but industry leaders managed to regain favour from investors. However, some hardware manufacturers retreated upon weaker-than-expected iPhone X sales. In terms of investment strategy, we focus on companies with sustainable competitive advantages using a purely bottom-up investment approach. This stock selection preference has led to meaningful exposure in consumer-related sectors, such as consumer discretionary, consumer staples and internet services.



The performance period shown here starts on the last day of the first indicated month and ends on the last day of the last indicated month.

Cumulative performance*

in %	YTD	1 month	1 year	3 years	5 years
Fund	40.28	1.87	40.28	36.03	71.71
Index	43.79	1.91	43.79	40.30	61.54

Calendar year performance*

in %	2013	2014	2015	2016	2017
Fund	24.79	1.15	-6.33	3.53	40.28
Index	6.89	7.72	-7.43	5.40	43.79

Standardised rolling 12 month performance**

in %	31.12.12 31.12.13	31.12.13 31.12.14	31.12.14 31.12.15	31.12.15 31.12.16	31.12.16 31.12.17
Fund	24.79	1.15	-6.33	3.53	40.28

The standardised past performance information is updated on a quarterly basis. Should you require up-to-date past performance information this is available on our website www.invescoeuropa.com or by contacting us.

Past performance is not a guide to future returns. The performance shown does not take account of the commissions and costs incurred on the issue and redemption of units.

Invesco Greater China Equity Fund

B-Acc Shares

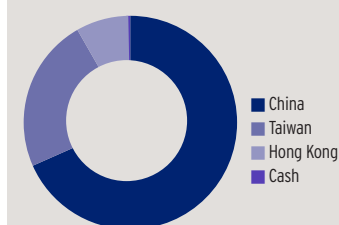
31 December 2017

Holdings and active weights*

(total holdings: 49)

Top 10 holdings	%	Top 10 positive	+	Top 10 negative	-
Alibaba	9.6	Huayu Automotive Systems	3.8	AIA	3.7
Tencent	7.2	Zhuzhou CSR Times Electric 'H'	3.3	Tencent	3.5
China Mobile	5.2	China Mobile	3.0	China Construction Bank	2.8
Taiwan Semiconductor	4.9	Sun Art Retail	2.9	Baidu ADR	2.3
Hon Hai Precision Industry	4.5	Baoshan Iron & Steel	2.8	Industrial and Commercial Bank of China 'H'	2.1
Huayu Automotive Systems	3.8	Hon Hai Precision Industry	2.7	Taiwan Semiconductor	2.0
Zhuzhou CSR Times Electric 'H'	3.4	Largan Precision	2.4	Ping An Insurance	2.0
Sun Art Retail	2.9	Alibaba	2.4	Bank of China	1.4
Largan Precision	2.9	Minth	2.3	Hong Kong Exchanges & Clearing	1.3
Baoshan Iron & Steel	2.8	Changyou.com ADR	2.2	CK Hutchison	1.2

Geographical weightings of the fund in %*



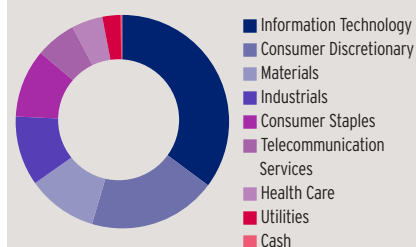
Geographical weightings*

in %	Fund	Index
China	68.4	58.0
Taiwan	23.4	22.2
Hong Kong	8.0	19.0
Macau	0.0	0.3
United States	0.0	0.6
Cash	0.3	0.0

Sector weightings*

in %	Fund	Index
Information Technology	35.2	37.9
Consumer Discretionary	19.4	8.7
Materials	10.7	2.8
Industrials	10.5	5.4
Consumer Staples	10.3	2.2
Telecommunication Services	6.2	4.0
Health Care	4.7	1.5
Utilities	2.7	3.2
Others	0.0	34.4
Cash	0.3	0.0

Sector weightings of the fund in %*



Financial characteristics*

Average weighted market capitalisation	USD 107.23 bn
Median market capitalisation	USD 3.83 bn

3 year characteristics**

Alpha	-0.46
Beta	0.95
Correlation	0.95
Information ratio	-0.20
Sharpe ratio	0.61
Tracking error in %	5.13
Volatility in %	16.96

For detailed information about the 3 year characteristics please see <http://www.invescoeuropa.com/CE/Glossary.pdf>.

NAV and fees

Current NAV

USD 53.95

12 month price high

USD 54.87 (22/11/2017)

12 month price low

USD 38.63 (03/01/2017)

Minimum investment ¹

USD 1,500

Entry charge

0.00%

Annual management fee

1.5%

Ongoing charges

2.88% (28/02/2017)

Invesco Greater China Equity Fund

B-Acc Shares

31 December 2017

Risk Warnings

The value of investments and any income will fluctuate (this may partly be the result of exchange rate fluctuations) and investors may not get back the full amount invested. As a large portion of the fund is invested in less developed countries, you should be prepared to accept significantly large fluctuations of the value of the fund. As this fund is invested in a particular geographical region, you should be prepared to accept greater fluctuations of the value of the fund than for a fund with a broader investment mandate.

Important Information

¹The minimum investment amounts are: USD 1,500 / EUR 1,000 / GBP 1,000 / CHF 1,500 / SEK 10,000. Please contact us or refer to the most up to date Prospectus for details of minimum investment amounts in other currencies.

This marketing document is exclusively for use by Professional Clients and Financial Advisers in Continental Europe and Qualified Investors in Switzerland. This document is not for consumer use, please do not redistribute. For the purpose of the distribution of this document Continental Europe is defined as Switzerland, Finland, France, Italy, Luxembourg, Netherlands, Norway, Sweden. Data as at 31 December 2017, unless otherwise stated. This document is marketing material and is not intended as a recommendation to invest in any particular asset class, security or strategy. Regulatory requirements that require impartiality of investment/investment strategy recommendations are therefore not applicable nor are any prohibitions to trade before publication. The information provided is for illustrative purposes only, it should not be relied upon as recommendations to buy or sell securities. By accepting this document, you consent to communicate with us in English, unless you inform us otherwise.

Past performance is not a guide to future returns. Where individuals or the business have expressed opinions, they are based on current market conditions, they may differ from those of other investment professionals and are subject to change without notice and are not to be construed as investment advice. This marketing document is not an invitation to subscribe for shares in the fund and is by way of information only, it should not be considered financial advice. This does not constitute an offer or solicitation by anyone in any jurisdiction in which such an offer is not authorised or to any person to whom it is unlawful to make such an offer or solicitation. Persons interested in acquiring the fund should inform themselves as to (i) the legal requirements in the countries of their nationality, residence, ordinary residence or domicile; (ii) any foreign exchange controls and (iii) any relevant tax consequences. As with all investments, there are associated risks. This document is by way of information only. Asset management services are provided by Invesco in accordance with appropriate local legislation and regulations. The fund is available only in jurisdictions where its promotion and sale is permitted. Not all share classes of this fund may be available for public sale in all jurisdictions and not all share classes are the same nor do they necessarily suit every investor. Fee structure and minimum investment levels may vary dependent on share class chosen. Please check the most recent version of the fund prospectus in relation to the criteria for the individual share classes and contact your local Invesco office for full details of the fund registration status in your jurisdiction. Forecasts are not reliable indicators of future performance. The ongoing charges figure is based on annualised expenses for the period ending 28/02/2017. This figure may vary from year to year. It excludes portfolio transaction costs except in the case of an entry or exit charge paid by the Fund when buying or selling shares/units in another fund. For more information on our funds, please refer to the most up to date relevant fund and share class-specific Key Investor Information Documents, the latest Annual or Interim Reports and the latest Prospectus, and constituent documents. This information is available using the contact details of the issuer and is without charge. Further information on our products is available using the contact details shown. Subscriptions of shares are only accepted on the basis of the most up to date legal offering documents. The legal offering documents (fund & share class specific Key Investor Information Document, prospectus, annual and semi-annual reports, articles and trustee deed) are available free of charge with your local Invesco representative or on our website www.invescoeurope.com.

© 2017 Morningstar. All rights reserved. The information contained herein: (1) is proprietary to Morningstar and/or its content providers; (2) may not be copied or distributed; and (3) is not warranted to be accurate, complete or timely. Neither Morningstar nor its content providers are responsible for any damages or losses arising from any use of this information.

Invesco Greater China Equity Fund

B-Acc Shares

31 December 2017

Important Information

Additional information for Finland: Issued in Finland by Invesco Asset Management S.A., 16-18 rue de Londres, 75009 Paris, France.

Additional information for France: Issued in France by Invesco Asset Management S.A., 16-18 rue de Londres, 75009 Paris, France.

Additional information for Italy: Issued in Italy by Invesco Asset Management SA, Sede Secondaria, Via Bocchetto 6, 20123 Milan, Italy. The fund is registered in Italy for professional investors only and not for public distribution.

Additional information for Luxembourg: Issued in Luxembourg by Invesco Asset Management SA, 16-18 rue de Londres, 75009 Paris, France.

Additional information for the Netherlands: Issued in the Netherlands by Invesco Asset Management S.A. Dutch Branch, Vinoly Building, Claude Debussylaan 26, 1082 MD Amsterdam, The Netherlands, www.invesco.nl.

Additional information for Norway: Issued in Norway by Invesco Asset Management S.A., 16-18 rue de Londres, 75009 Paris, France.

Additional information for Sweden: Issued in Sweden by Invesco Asset Management S.A. Swedish Filial (France), Stureplan 4c, 4th floor, Stockholm 114 35, Sweden.

Additional information for Switzerland: Issued in Switzerland by Invesco Asset Management (Schweiz) AG, Talacker 34, CH-8001 Zurich, who acts as representative for the funds distributed in Switzerland. Paying agent for the funds distributed in Switzerland: BNP PARIBAS SECURITIES SERVICES, Paris, succursale de Zurich, Selnaustrasse 16, CH-8002 Zurich. The legal offering documents are available free of charge at our website and local language from the issuer of this document. The fund is domiciled in Luxembourg.