



Invesco India Bond Fund

A (EUR)-AD Shares

31 December 2017

This marketing document is exclusively for use by Qualified Investors in Switzerland and Professional Clients in Continental European countries as defined in the important information section. This document is not for consumer use, please do not redistribute. This document may also be used by financial intermediaries in the United States as defined in the important information section.

Summary of fund objective

The objective of the Fund is to generate income and long-term capital appreciation by investing primarily in a flexible allocation of Indian debt securities and Indian money-market instruments. For the full objectives and investment policy please consult the current prospectus.

Key facts



Ken Hu
Hong Kong
Managed fund since
May 2014



Jackson Leung
Hong Kong
Managed fund since
July 2015

Share class launch

16 November 2016

Original fund launch

23 April 2014

Legal status

Luxembourg SICAV with UCITS status

Share class currency

EUR

Share class type

Income

Fund size

USD 594.46 mn

Reference index

India Government 3M T-Bill (USD)

Bloomberg code

IIBAEAD LX

ISIN code

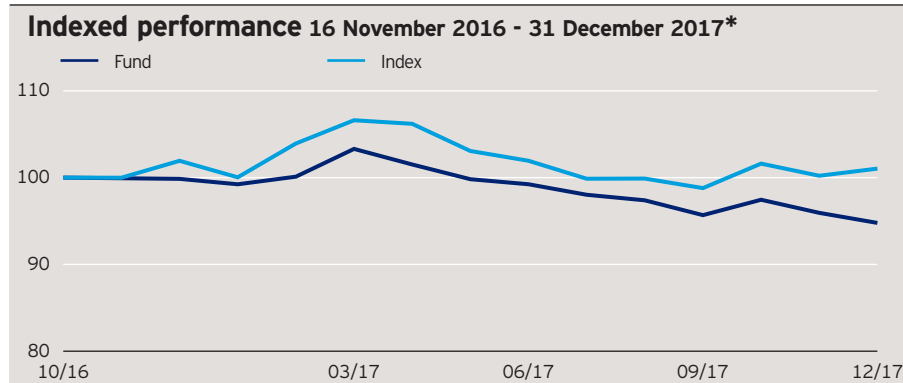
LU1504056372

Settlement date

Trade Date + 3 Days

Quarterly fund commentary

The Indian bond market is currently witnessing the positives of higher real rates, an appreciating currency and ongoing economic reforms. Steady foreign inflows into portfolio investments and Foreign Direct Investments (FDI) have led to the appreciation of India Rupee. The forex reserves have gone past \$404bn, lending the desired stability to the rupee. However, at the same time, there are also apprehensions in the market regarding potential fiscal slippage. The real rates have widened in the last quarter due to hardening yields result of fears of fiscal slippage. The widening of fiscal is primarily due to lower tax revenue and other dividend collections rather than excess spending. The \$21bn inflows into Indian debt in 2017 underscores the improving macros substantiated by a credit rating upgrade by Moody's last quarter. Over 2018, the Reserve Bank of India is expected to remain cautious as headline inflation is expected to be higher than target 4% in the initial months. The fund maintains modified duration around 6 years, with overweight position in local rated AAA bonds to benefit from contracting spreads and high real rates. Interest rates and credit markets in India continue to create opportunities for steady income, improving domestic credits and moderating inflation and in time increase in real GDP growth of over 7.0%.



Each period starts at the end of the indicated month. The first indicated month may not represent a full month and may start only on the launch/restructuring date indicated in the headline.

Cumulative performance*

in %	YTD	1 month	1 year	3 years	Since inception
Fund	-5.08	-1.21	-5.08	-	-5.22
Index	-0.88	0.82	-0.88	-	1.00

Calendar year performance*

in %	2013	2014	2015	2016	2017
Fund	-	-	-	-	-5.08
Index	-	-	-	-	-0.88

Standardised rolling 12 month performance**

in %	31.12.12	31.12.13	31.12.14	31.12.15	31.12.16
Fund	-	-	-	-	-5.08

The standardised rolling 12 month performance information is updated on a quarterly basis beginning one year after the share class launch. As the share class was launched on 16 November 2016, data is not available for the complete period covered by the table. Should you require up-to-date past performance information this is available on our website www.invescoeuropa.com or by contacting us.

Past performance is not a guide to future returns. The performance shown does not take account of the commissions and costs incurred on the issue and redemption of units.

*Source: © 2017 Morningstar. Indexed performance: Performance of an investment of 100 in share class currency. Gross income re-invested to 31 December 2017 unless otherwise stated. The figures do not reflect the entry charge payable by individual investors. **Gross income re-invested to 31 December 2017. All performance data on this factsheet is in the currency of the share class. Reference Index Source: Bloomberg. **There is currently a discretionary cap of operating expenses at a maximum of 0.10% in place. This figure forms part of the ongoing charge and may positively impact the performance of the Share Class.**

Invesco India Bond Fund

A (EUR)-AD Shares

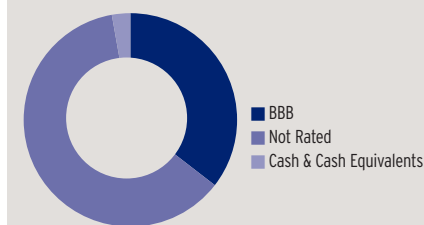
31 December 2017

Top 10 holdings*

(total holdings: 103)

Holding	%
India Government Bond 6.790 Dec 26 29	9.0
India Government Bond 7.610 May 09 30	7.4
India Government Bond 6.790 May 15 27	6.7
Indian Railway Finance 7.490 May 28 27	5.1
India Government Bond 7.720 May 25 25	4.5
State of Gujarat 7.210 Aug 09 27	3.9
Dewan Housing Finance 9.250 Sep 09 23	2.8
Rural Electrification 7.540 Dec 30 26	2.6
Kotak Mahindra Prime 7.5438 Jan 08 21	2.6
Export-Import Bank Of India 7.220 Aug 03 27	2.6

Credit ratings of the fund in %*



Credit ratings*

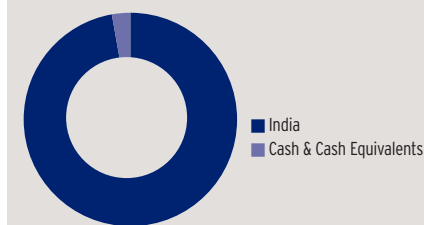
(average rating: BBB-)

	in %
BBB	35.5
Not Rated	61.7
Cash & Cash Equivalents	2.8

Sector weightings*

	in %
Government Bonds	30.7
Government Related	27.6
Corporate Bonds	38.9
Financial	24.2
Industrial	9.5
Utility	5.2
Cash & Cash Equivalents	2.8

Geographical weightings of the fund in %*



Maturity distribution*

	in %
0-1 year	3.6
1-3 years	3.7
3-5 years	14.3
5-10 years	57.8
10-20 years	20.4
20+ years	0.2

Duration distribution*

(average duration: 5.6)

	in %
0-1 year	3.6
1-3 years	10.0
3-5 years	16.4
5-7 years	49.6
7-10 years	20.3
10-15 years	0.2

NAV and fees

Current NAV

EUR 9.34

12 month price high

EUR 10.29 (07/04/2017)

12 month price low

EUR 9.33 (15/11/2017)

Minimum investment ¹

EUR 1,000

Entry charge

Up to 5.00%

Annual management fee

1.25%

Ongoing charges

1.59% (estimated 31/08/2017)

Geographical weightings*

	in %
India	97.2
Cash & Cash Equivalents	2.8

Currency exposure*

	in %
INR	97.6
USD	2.0
EUR	0.4

Yield %*

Gross Current Yield	7.62
Gross Redemption Yield	7.69

Invesco India Bond Fund

A (EUR)-AD Shares

31 December 2017

Risk Warnings

The value of investments and any income will fluctuate (this may partly be the result of exchange rate fluctuations) and investors may not get back the full amount invested. Debt instruments are exposed to credit risk which is the ability of the borrower to repay the interest and capital on the redemption date. Changes in interest rates will result in fluctuations in the value of the fund. The fund will invest in derivatives (complex instruments) which will result in the fund being leveraged and may result in large fluctuations in the value of the fund. As a large portion of the fund is invested in less developed countries, you should be prepared to accept significantly large fluctuations of the value of the fund. The fund may invest in contingent convertible bonds which may result in significant risk of capital loss based on certain trigger events. As this fund is invested in a particular geographical region, you should be prepared to accept greater fluctuations of the value of the fund than for a fund with a broader investment mandate. The fund invests in a limited number of holdings and is less diversified, and therefore this may result in large fluctuations of the value of the fund. The fund may hold a large amount of debt instruments which are of lower credit quality and may result in large fluctuations in the value of the fund. Investment in Indian securities may be restricted due to the unavailability of the relevant quota.

Important Information

¹The minimum investment amounts are: USD 1,500 / EUR 1,000 / GBP 1,000 / CHF 1,500 / SEK 10,000. Please contact us or refer to the most up to date Prospectus for details of minimum investment amounts in other currencies.

This marketing document is exclusively for use by Professional Clients and Financial Advisers in Continental Europe and Qualified Investors in Switzerland. This document is not for consumer use, please do not redistribute. For the purpose of the distribution of this document Continental Europe is defined as Austria, Belgium, Switzerland, Germany, Spain, Finland, France, Luxembourg, Netherlands. Data as at 31 December 2017, unless otherwise stated. This document is marketing material and is not intended as a recommendation to invest in any particular asset class, security or strategy. Regulatory requirements that require impartiality of investment/investment strategy recommendations are therefore not applicable nor are any prohibitions to trade before publication. The information provided is for illustrative purposes only, it should not be relied upon as recommendations to buy or sell securities. By accepting this document, you consent to communicate with us in English, unless you inform us otherwise.

Past performance is not a guide to future returns. Where individuals or the business have expressed opinions, they are based on current market conditions, they may differ from those of other investment professionals and are subject to change without notice and are not to be construed as investment advice. This marketing document is not an invitation to subscribe for shares in the fund and is by way of information only, it should not be considered financial advice. This does not constitute an offer or solicitation by anyone in any jurisdiction in which such an offer is not authorised or to any person to whom it is unlawful to make such an offer or solicitation. Persons interested in acquiring the fund should inform themselves as to (i) the legal requirements in the countries of their nationality, residence, ordinary residence or domicile; (ii) any foreign exchange controls and (iii) any relevant tax consequences. As with all investments, there are associated risks. This document is by way of information only. Asset management services are provided by Invesco in accordance with appropriate local legislation and regulations. The fund is available only in jurisdictions where its promotion and sale is permitted. Not all share classes of this fund may be available for public sale in all jurisdictions and not all share classes are the same nor do they necessarily suit every investor. Fee structure and minimum investment levels may vary dependent on share class chosen. Please check the most recent version of the fund prospectus in relation to the criteria for the individual share classes and contact your local Invesco office for full details of the fund registration status in your jurisdiction. Forecasts are not reliable indicators of future performance. As the Share Class has been recently launched, the ongoing charges figure is estimated based on expected total of charges. This figure may vary from year to year. It excludes portfolio transaction costs except in the case of an entry or exit charge paid by the Fund when buying or selling shares/units in another fund. For more information on our funds, please refer to the most up to date relevant fund and share class-specific Key Investor Information Documents, the latest Annual or Interim Reports and the latest Prospectus, and constituent documents. This information is available using the contact details of the issuer and is without charge. Further information on our products is available using the contact details shown. The yields shown are expressed as a % per annum of the current NAV of the fund. They are an estimate for the next 12 months, assuming that the fund's portfolio remains unchanged and there are no defaults or deferrals of coupon payments or capital repayments. Cash income is estimated coupons from bonds. The gross current yield is an indication of the expected cash income over the next 12 months. The estimated gross redemption yield is a longer-term picture indicating expected annual total return. This means that in addition to expected cash income, it includes the amortised annual value of unrealised capital gains or losses of bond holdings currently held by the fund, calculated with reference to their current market price and expected redemption value made upon maturity of the bonds. Neither of the yields is guaranteed. Nor do they reflect the fund charges or the entry charge of the fund. Investors may be subject to tax on distributions. Subscriptions of shares are only accepted on the basis of the most up to date legal offering documents. The legal offering documents (fund & share class specific Key Investor Information Document, prospectus, annual and semi-annual reports, articles and trustee deed) are available free of charge with your local Invesco representative or on our website www.invescoeurope.com.

© 2017 Morningstar. All rights reserved. The information contained herein: (1) is proprietary to Morningstar and/or its content providers; (2) may not be copied or distributed; and (3) is not warranted to be accurate, complete or timely. Neither Morningstar nor its content providers are responsible for any damages or losses arising from any use of this information.

Additional information for Financial Intermediaries in the United States: This document is intended for distribution to US financial intermediaries for informational purposes and in relation to their activities with offshore clients only. The Funds are not registered under any US securities law, and may not be offered or sold directly or indirectly in the US, its territories or possessions, nor to any US persons, citizens or residents. The Fund must not be marketed on US soil. This does not constitute a recommendation of any investment strategy or product for a particular investor. Investors should consult a financial professional before making any investment decisions. Issued in the US by Invesco Distributors, Inc., 11 Greenway Plaza, Suite 1000, Houston, Texas 77046, USA. Invesco Distributors, Inc. is the appointed US sub-distributor of the Invesco Funds, SICAV or Invesco Fund Series 1-6. All entities are indirect, wholly owned subsidiaries of Invesco Ltd.

Invesco India Bond Fund

A (EUR)-AD Shares

31 December 2017

Important Information

Additional information for Austria: Issued in Austria by Invesco Asset Management Österreich - Zweigniederlassung der Invesco Asset Management Deutschland GmbH. The legal offering documents are available free of charge from the issuer of this document: Invesco Asset Management Österreich - Zweigniederlassung der Invesco Asset Management Deutschland GmbH, Rotenturmstrasse 16 - 18, 1010 Vienna as well as at Erste Bank der oesterreichischen Sparkassen AG, Graben 21, A-1010 Vienna acting as paying agent for funds registered for sale in Austria.

Additional information for Belgium: Issued in Belgium by Invesco Asset Management S.A. Belgian Branch (France), situé Avenue Louise 235, 1050 Bruxelles, Belgium, www.invesco.be.

Additional information for Finland: Issued in Finland by Invesco Asset Management S.A., 16-18 rue de Londres, 75009 Paris, France.

Additional information for France: Issued in France by Invesco Asset Management S.A., 16-18 rue de Londres, 75009 Paris, France.

Additional information for Germany: Issued in Germany by Invesco Asset Management Deutschland GmbH. The legal offering documents are available free of charge from the issuer of this document: Invesco Asset Management Deutschland GmbH, An der Welle 5, D - 60322 Frankfurt am Main.

Additional information for Luxembourg: Issued in Luxembourg by Invesco Asset Management SA, 16-18 rue de Londres, 75009 Paris, France.

Additional information for the Netherlands: Issued in the Netherlands by Invesco Asset Management S.A. Dutch Branch, Vinoly Building, Claude Debussylaan 26, 1082 MD Amsterdam, The Netherlands, www.invesco.nl.

Additional information for Spain: Issued in Spain by Invesco Asset Management S.A., Sucursal en España, C/ Goya 6 - 3º, 28001 Madrid, Spain.

Additional information for Switzerland: Issued in Switzerland by Invesco Asset Management (Schweiz) AG, Talacker 34, CH-8001 Zurich, who acts as representative for the funds distributed in Switzerland. Paying agent for the funds distributed in Switzerland: BNP PARIBAS SECURITIES SERVICES, Paris, succursale de Zurich, Selnaustrasse 16, CH-8002 Zurich. The legal offering documents are available free of charge at our website and local language from the issuer of this document. The fund is domiciled in Luxembourg.