

# Invesco Pan European Structured Equity Fund

## R-Acc Shares

31 December 2016

**This marketing document is exclusively for use by Qualified Investors in Switzerland and Professional Clients in Continental European countries where this specific fund's share class is registered for sale. This document is not for consumer use, please do not redistribute.**

### Summary of fund objective

The objective of the Fund is to achieve long-term capital appreciation by investing at least two thirds of the total assets of the Fund (without taking into account ancillary liquid assets) in a diversified portfolio of equities of companies with their registered office in a European country or exercising their business activities predominantly in European countries which are listed on recognised European stock exchanges. For the full objectives and investment policy please consult the current prospectus.

### Key facts



**Michael Fraikin**  
Frankfurt am Main  
Managed fund since  
June 2002



**Thorsten Paarmann**  
Frankfurt am Main  
Managed fund since  
March 2007

#### Share class launch

06 April 2011

#### Original fund launch

06 November 2000

#### Legal status

Luxembourg SICAV with UCITS status

#### Share class currency

EUR

#### Share class type

Accumulation

#### Fund size

EUR 5.83 bn

#### Reference index

MSCI Europe-ND

#### Bloomberg code

INPERAE LX

#### ISIN code

LU0607520284

#### Settlement date

Trade Date + 3 Days

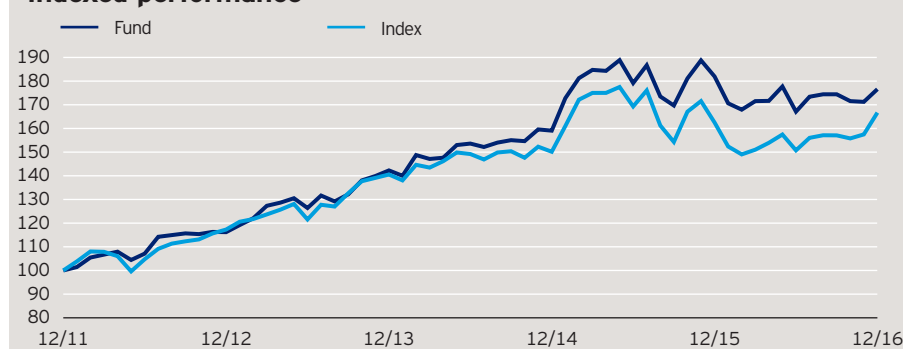
#### Morningstar Rating™

★★★★

### Quarterly fund commentary

While the world blinked in surprise following Donald Trump's US presidential election win, it fuelled the sector rotation in European equity markets, away from defensive areas and into cyclicals. The no-vote in the Italian referendum and the consequent resignation of Prime Minister Renzi had little effect on equity markets. The fund concentrates on stocks with attractive risk-return profiles as identified by a systematic bottom-up investment process which is based on four concepts: Earnings Expectations, Market Sentiment, Management & Quality and Value. This approach can lead to very active positions relative to the benchmark. Looking at the performance attribution for the fourth quarter, the portfolio's sector allocation, a result of stock selection decisions, was the largest detractor from relative performance. Here, the underweight in financials and the overweight in utilities and telecoms hurt. Within our stock selection factors, the allocation to attractively valued companies helped while stocks with strong momentum and low volatility characteristics continued to detract from relative performance. Coming into the first quarter, the fund's largest allocation remains in industrials.

### Indexed performance\*



### Cumulative performance\*

in %	YTD	1 month	1 year	3 years	5 years
Fund	-2.95	3.13	-2.95	24.13	76.60
Index	2.58	5.84	2.58	18.61	66.69

### Calendar year performance\*

in %	2012	2013	2014	2015	2016
Fund	16.19	22.45	11.81	14.39	-2.95
Index	17.29	19.82	6.84	8.22	2.58

### Standardised rolling 12 month performance\*\*

in %	31.12.11 31.12.12	31.12.12 31.12.13	31.12.13 31.12.14	31.12.14 31.12.15	31.12.15 31.12.16
Fund	16.19	22.45	11.81	14.39	-2.95

The standardised past performance information is updated on a quarterly basis. Should you require up-to-date past performance information this is available on our website [www.invescoeuropa.com](http://www.invescoeuropa.com) or by contacting us.

**Past performance is not a guide to future returns. The performance shown does not take account of the commissions and costs incurred on the issue and redemption of units.**

# Invesco Pan European Structured Equity Fund

## R-Acc Shares

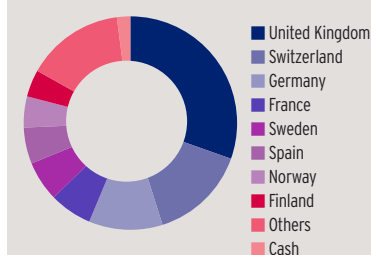
31 December 2016

### Issuers and active weights\*

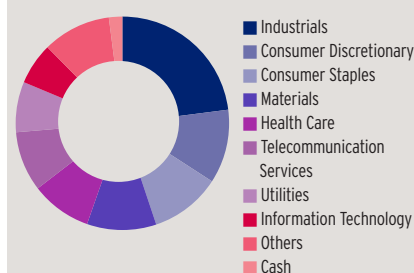
(total holdings: 110)

Top 10 issuers	%	Top 10 positive	+	Top 10 negative	-
Actelion Ltd	2.0	Atos SE	1.8	Nestle SA	2.9
Compass Group PLC	1.9	Endesa SA	1.7	Royal Dutch Shell PLC	2.5
Atos SE	1.9	Actelion Ltd	1.7	Novartis AG	2.1
BP PLC	1.9	Wolters Kluwer NV	1.7	HSBC Holdings PLC	2.1
Experian PLC	1.9	Swisscom AG	1.7	Roche Holding AG	2.1
GlaxoSmithKline PLC	1.8	Sandvik AB	1.7	TOTAL SA	1.5
Wolters Kluwer NV	1.8	Logitech International SA	1.7	British American Tobacco PLC	1.4
Sandvik AB	1.8	Norsk Hydro ASA	1.7	Siemens AG	1.2
Imperial Brands PLC	1.8	Aena SA	1.7	Sanofi	1.2
SSE PLC	1.8	Thales SA	1.6	Bayer AG	1.1

### Geographical weightings of the fund in %\*



### Sector weightings of the fund in %\*



### Geographical weightings\*

in %	Fund	Index
United Kingdom	30.4	27.7
Switzerland	14.7	14.6
Germany	11.2	14.7
France	6.4	15.7
Sweden	6.1	4.5
Spain	5.5	4.9
Norway	4.7	1.1
Finland	4.1	1.5
Others	14.8	15.3
Cash	2.0	0.0

### Sector weightings\*

in %	Fund	Index
Industrials	23.0	12.8
Consumer Discretionary	11.2	10.8
Consumer Staples	10.7	13.8
Materials	10.5	8.2
Health Care	9.2	12.8
Telecommunication Services	9.1	4.2
Utilities	7.6	3.5
Information Technology	6.3	4.2
Others	10.4	29.5
Cash	2.0	0.0

### Financial characteristics\*

Average weighted market capitalisation	EUR 22.18 bn
Median market capitalisation	EUR 8.00 bn

### 3 year characteristics\*\*

Alpha	2.08
Beta	0.90
Correlation	0.95
Information ratio	0.37
Sharpe ratio	0.59
Tracking error in %	4.18
Volatility in %	12.53

For detailed information about the 3 year characteristics please see <http://www.invescoeuropa.com/CE/Glossary.pdf>.

### NAV and fees

#### Current NAV

EUR 17.13

#### 12 month price high

EUR 17.24 (30/05/2016)

#### 12 month price low

EUR 14.97 (11/02/2016)

#### Minimum investment <sup>1</sup>

EUR 1,000

#### Entry charge

0.00%

#### Annual management fee

1.3%

#### Ongoing charges

2.27% (31/08/2015)

---

# Invesco Pan European Structured Equity Fund

## R-Acc Shares

31 December 2016

---

### Risk Warnings

The value of investments and any income will fluctuate (this may partly be the result of exchange rate fluctuations) and investors may not get back the full amount invested. The risks described herein are the fund specific material risks. For more information please consult the current fund and share class specific Key Investor Information Document (KIID) and for a complete set of risks the current prospectus.

---

### Important Information

<sup>1</sup>The minimum investment amounts are: USD 1,500 / EUR 1,000 / GBP 1,000 / CHF 1,500 / SEK 10,000.

Please contact us or refer to the most up to date Prospectus for details of minimum investment amounts in other currencies.

**This share class may not be registered in all countries and dissemination is subject to prior verification of registration status.**

**This marketing document is exclusively for use by Professional Clients and Financial Advisers in Continental Europe and Qualified Investors in Switzerland. This document is not for consumer use, please do not redistribute. Data as at 31 December 2016, unless otherwise stated. This marketing document is not subject to regulatory requirements that ensure impartiality of investment recommendations and investment strategy recommendations. Therefore, the prohibition of trading before the release of investment recommendations and investment strategy recommendations does not apply.**

The R Share class is subject to an annual distribution fee. Such distribution fee will be paid by Invesco Global Asset Management Limited to the relevant sub-distributors in consideration for providing specific distribution-related services to investors in the R Share class. Please seek guidance from your advisor to ensure that the most appropriate Share class for your investment needs is selected. The fund aims to be fully invested in European equities at all times. Short term cash positions are equitized through index futures. You will find a list of the full holdings of this fund on <http://www.invescoglobalproducts.com/portal/site/gpr>. Past performance is not a guide to future returns. Where Invesco has expressed views and opinions, these may change. If investors are unsure if this product is suitable for them, they should seek advice from a financial adviser. The distribution and the offering of the fund or its share classes in certain jurisdictions may be restricted by law. Persons into whose possession this document may come are required to inform themselves about and to comply with any relevant restrictions. This does not constitute an offer or solicitation by anyone in any jurisdiction in which such an offer is not authorised or to any person to whom it is unlawful to make such an offer or solicitation. Persons interested in acquiring the fund should inform themselves as to (i) the legal requirements in the countries of their nationality, residence, ordinary residence or domicile; (ii) any foreign exchange controls and (iii) any relevant tax consequences. As with all investments, there are associated risks. This document is by way of information only. Asset management services are provided by Invesco in accordance with appropriate local legislation and regulations. The fund is available only in jurisdictions where its promotion and sale is permitted. Forecasts are not reliable indicators of future performance. The forecasts and market outlook presented in this material reflect subjective judgments and assumptions of the investment manager or its delegate and unexpected events may occur. There can be no assurance that developments will transpire as forecasted in this presentation. Where securities are mentioned in this document they do not necessarily represent a specific portfolio holding and do not constitute a recommendation to purchase, hold or sell. The ongoing charges figure is based on annualised expenses for the period ending 31/08/2015. This figure may vary from year to year. It excludes portfolio transaction costs except in the case of an entry or exit charge paid by the Fund when buying or selling shares/units in another fund. Subscriptions of shares are only accepted on the basis of the most up to date legal offering documents. The legal offering documents (fund & share class specific Key Investor Information Document, prospectus, annual and semi-annual reports, articles and trustee deed) are available free of charge with your local Invesco representative or on our website [www.invescoeurope.com](http://www.invescoeurope.com).

© 2016 Morningstar. All rights reserved. The information contained herein: (1) is proprietary to Morningstar and/or its content providers; (2) may not be copied or distributed; and (3) is not warranted to be accurate, complete or timely. Neither Morningstar nor its content providers are responsible for any damages or losses arising from any use of this information.

**Additional information for Switzerland:** This document is issued in Switzerland by Invesco Asset Management (Schweiz) AG. The legal offering documents are available free of charge from the issuer of this document: Invesco Asset Management (Schweiz) AG, Talacker 34, CH-8001 Zürich, who acts as representative for the funds distributed in Switzerland. Paying agent for the funds distributed in Switzerland: BNP PARIBAS SECURITIES SERVICES, Paris, succursale de Zurich, Selnaustrasse 16; CH - 8002 Zürich. The fund is domiciled in Luxembourg.