



Invesco Asian Bond Fund

R-MD Shares

31 December 2016

This marketing document is exclusively for use by Qualified Investors in Switzerland and Professional Clients in Continental European countries where this specific fund's share class is registered for sale. This document is not for consumer use, please do not redistribute.

Summary of fund objective

The objective of the Fund is to generate income and long term capital appreciation by investing in Asian debt securities. For the full objectives and investment policy please consult the current prospectus.

Key facts



Ken Hu
Hong Kong
Managed fund since
July 2015



Chris Lau
Hong Kong
Managed fund since
July 2015



Jackson Leung
Hong Kong
Managed fund since
July 2015

Share class launch
27 June 2012

Original fund launch
15 December 2011

Legal status
Luxembourg SICAV with UCITS status

Share class currency
USD

Share class type
Income

Fund size
USD 260.33 mn

Reference index
Markit iBoxx ALBI

Bloomberg code
INABRMD LX

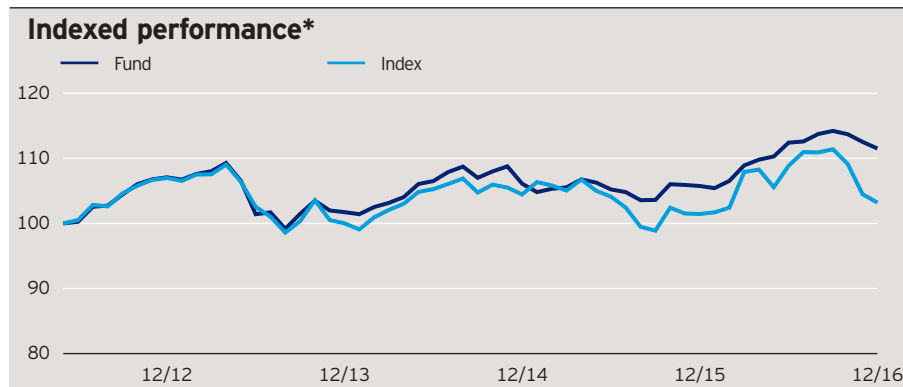
ISIN code
LU0794790989

Settlement date
Trade Date + 3 Days

Morningstar Rating™
★★★

Quarterly fund commentary

As part of our all-weather investment style, we cut long-duration bonds and increased our cash weighting ahead of the US presidential elections. This helped mitigate downside risk to the fund. In light of the likely impending policy of trade protectionism by the new US government, we are underweight Asian export sectors versus the benchmark index. Given continued US dollar (USD) strength, we will continue to avoid Asian local currency exposures. We are also underweight Asian countries and bonds that heavily rely on USD financing as a strong USD would weaken their credit profiles. According to our macroeconomic research, China has become much less dependent on exports. Thus the fund maintains an overweight position in China. Given high domestic savings, we believe the local demand for China USD-denominated bonds by investors in China and Hong Kong will remain strong. The weakening renminbi has been encouraging Chinese investors to invest in China USD bonds, as such we favour Asian USD bonds. To avoid paying excessive transaction costs and to gain the benefit of buying newly issued bonds, we will focus on the primary market. To control volatility risk, the fund seeks to keep interest rate risk lower than the benchmark and maintain the average credit rating of the fund at investment grade.



Cumulative performance*

in %	YTD	1 month	1 year	3 years	Since inception
Fund	5.45	-0.90	5.45	9.61	11.51
Index	1.74	-1.21	1.74	3.20	3.21

Calendar year performance*

in %	2012	2013	2014	2015	2016
Fund	-	-5.00	4.30	-0.34	5.45
Index	-	-6.52	4.44	-2.88	1.74

Standardised rolling 12 month performance**

in %	31.12.11	31.12.12	31.12.13	31.12.14	31.12.15
	31.12.12	31.12.13	31.12.14	31.12.15	31.12.16
Fund	-	-5.00	4.30	-0.34	5.45

The standardised rolling 12 month performance information is updated on a quarterly basis beginning one year after the share class launch. As the share class was launched on 27 June 2012, data is not available for the complete period covered by the table. Should you require up-to-date past performance information this is available on our website www.invescoeuropa.com or by contacting us.

Past performance is not a guide to future returns. The performance shown does not take account of the commissions and costs incurred on the issue and redemption of units.

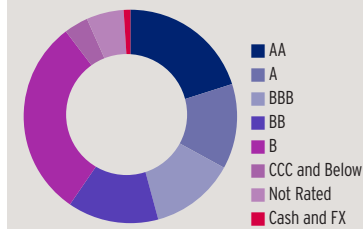
*Source: © 2016 Morningstar. Mid to mid, gross income re-invested to 31 December 2016 unless otherwise stated. The figures do not reflect the entry charge payable by individual investors. **Mid to mid, gross income re-invested to 31 December 2016. All performance data on this factsheet is in the currency of the share class. Reference Index Source: Factset. **The index performance shown is for the HSBC Asian Local Bond Index (ALBI) up to 31 December 2012, and for the Markit iBoxx ALBI thereafter. There is currently a discretionary cap of operating expenses at a maximum of 0.05% in place. This figure forms part of the ongoing charge and may positively impact the performance of the Share Class.**

Invesco Asian Bond Fund

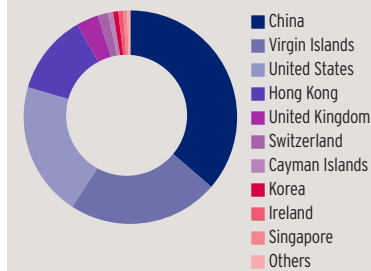
R-MD Shares

31 December 2016

Credit ratings of the fund in %*



Geographical weightings of the fund in %*



NAV and fees

Current NAV

USD 9.65

12 month price high

USD 10.03 (24/08/2016)

12 month price low

USD 9.49 (15/02/2016)

Minimum investment ¹

USD 1,500

Entry charge

0.00%

Annual management fee

1.0%

Ongoing charges

1.93% (29/02/2016)

Credit ratings*

(average rating: BBB-)

	in %
AA	20.1
A	12.9
BBB	12.8
BB	13.8
B	30.1
CCC and Below	3.7
Not Rated	5.7
Cash and FX	1.0

Duration distribution*

(average duration: 3.1)

	in %
Under 3 years	57.5
3-4 years	8.5
4-5 years	18.1
5-6 years	5.0
6+ years	11.0

Sector weightings*

	in %
Corporate	63.1
Sovereign	20.1
Quasi and Foreign Government	15.7
Securitised	0.1
Cash	1.0

Yield %*

Gross Current Yield	4.58
Gross Redemption Yield	5.45

Geographical weightings*

	in %
China	36.3
Virgin Islands	22.9
United States	20.4
Hong Kong	12.2
United Kingdom	3.4
Switzerland	1.5
Cayman Islands	0.8
Korea	0.8
Ireland	0.7
Singapore	0.6
Others	0.5

Maturity distribution*

	in %
0-3 years	58.2
3-7 years	30.7
7-10 years	10.8
10-15 years	0.0
15+ years	0.3

Currency exposure*

	%
US Dollar	100.0

Invesco Asian Bond Fund

R-MD Shares

31 December 2016

Risk Warnings

The value of investments and any income will fluctuate (this may partly be the result of exchange rate fluctuations) and investors may not get back the full amount invested. Debt instruments are exposed to credit risk which is the ability of the borrower to repay the interest and capital on the redemption date. Changes in interest rates will result in fluctuations in the value of the fund. As a large portion of the fund is invested in less developed countries, you should be prepared to accept significantly large fluctuations of the value of the fund. The risks described herein are the fund specific material risks. For more information please consult the current fund and share class specific Key Investor Information Document (KIID) and for a complete set of risks the current prospectus.

Important Information

¹The minimum investment amounts are: USD 1,500 / EUR 1,000 / GBP 1,000 / CHF 1,500 / SEK 10,000. Please contact us or refer to the most up to date Prospectus for details of minimum investment amounts in other currencies.

This share class may not be registered in all countries and dissemination is subject to prior verification of registration status.

This marketing document is exclusively for use by Professional Clients and Financial Advisers in Continental Europe and Qualified Investors in Switzerland. This document is not for consumer use, please do not redistribute. Data as at 31 December 2016, unless otherwise stated. This marketing document is not subject to regulatory requirements that ensure impartiality of investment recommendations and investment strategy recommendations. Therefore, the prohibition of trading before the release of investment recommendations and investment strategy recommendations does not apply.

The R Share class is subject to an annual distribution fee. Such distribution fee will be paid by Invesco Global Asset Management Limited to the relevant sub-distributors in consideration for providing specific distribution-related services to investors in the R Share class. Please seek guidance from your advisor to ensure that the most appropriate Share class for your investment needs is selected. Previous Benchmark: HSBC Asian Local Bond Index (ALBI) up to 29 April 2016. Past performance is not a guide to future returns. Where Invesco has expressed views and opinions, these may change. If investors are unsure if this product is suitable for them, they should seek advice from a financial adviser. The distribution and the offering of the fund or its share classes in certain jurisdictions may be restricted by law. Persons into whose possession this document may come are required to inform themselves about and to comply with any relevant restrictions. This does not constitute an offer or solicitation by anyone in any jurisdiction in which such an offer is not authorised or to any person to whom it is unlawful to make such an offer or solicitation. Persons interested in acquiring the fund should inform themselves as to (i) the legal requirements in the countries of their nationality, residence, ordinary residence or domicile; (ii) any foreign exchange controls and (iii) any relevant tax consequences. As with all investments, there are associated risks. This document is by way of information only. Asset management services are provided by Invesco in accordance with appropriate local legislation and regulations. The fund is available only in jurisdictions where its promotion and sale is permitted. Forecasts are not reliable indicators of future performance. The forecasts and market outlook presented in this material reflect subjective judgments and assumptions of the investment manager or its delegate and unexpected events may occur. There can be no assurance that developments will transpire as forecasted in this presentation. Where securities are mentioned in this document they do not necessarily represent a specific portfolio holding and do not constitute a recommendation to purchase, hold or sell. The ongoing charges figure is based on annualised expenses for the period ending 29/02/2016. This figure may vary from year to year. It excludes portfolio transaction costs except in the case of an entry or exit charge paid by the Fund when buying or selling shares/units in another fund. The yields shown are expressed as a % per annum of the current NAV of the fund. They are an estimate for the next 12 months, assuming that the fund's portfolio remains unchanged and there are no defaults or deferrals of coupon payments or capital repayments. Cash income is estimated coupons from bonds. The gross current yield is an indication of the expected cash income over the next 12 months. The estimated gross redemption yield is a longer-term picture indicating expected annual total return. This means that in addition to expected cash income, it includes the amortised annual value of unrealised capital gains or losses of bond holdings currently held by the fund, calculated with reference to their current market price and expected redemption value made upon maturity of the bonds. Neither of the yields is guaranteed. Nor do they reflect the fund charges or the entry charge of the fund. Investors may be subject to tax on distributions. Subscriptions of shares are only accepted on the basis of the most up to date legal offering documents. The legal offering documents (fund & share class specific Key Investor Information Document, prospectus, annual and semi-annual reports, articles and trustee deed) are available free of charge with your local Invesco representative or on our website www.invescoeurope.com.

© 2016 Morningstar. All rights reserved. The information contained herein: (1) is proprietary to Morningstar and/or its content providers; (2) may not be copied or distributed; and (3) is not warranted to be accurate, complete or timely. Neither Morningstar nor its content providers are responsible for any damages or losses arising from any use of this information.

Additional information for Switzerland: This document is issued in Switzerland by Invesco Asset Management (Schweiz) AG. The legal offering documents are available free of charge from the issuer of this document: Invesco Asset Management (Schweiz) AG, Talacker 34, CH-8001 Zürich, who acts as representative for the funds distributed in Switzerland. Paying agent for the funds distributed in Switzerland: BNP PARIBAS SECURITIES SERVICES, Paris, succursale de Zurich, Selnaustrasse 16; CH - 8002 Zürich. The fund is domiciled in Luxembourg.