



Invesco India All-Cap Equity Fund E (EUR)-Acc Shares

31 December 2017

This marketing document is exclusively for use by Qualified Investors in Switzerland and Professional Clients in Continental European countries as defined in the important information section. This document is not for consumer use, please do not redistribute.

Summary of fund objective

The investment objective of the Fund is to achieve long-term capital growth. The Investment Manager intends to achieve this by investing in a concentrated portfolio of equity and equity related securities of Indian Companies across the entire market capitalisation range. For the full objectives and investment policy please consult the current prospectus.

Key facts

Invesco Equity Investment Team in Asia.
Managed fund since April 2016

Share class launch

05 April 2016

Original fund launch

05 April 2016

Legal status

Luxembourg SICAV with UCITS status

Share class currency

EUR

Share class type

Accumulation

Fund size

USD 21.46 mn

Reference index

MSCI India 10-40 NR USD

Bloomberg code

INIAEAE LX

ISIN code

LU1304481945

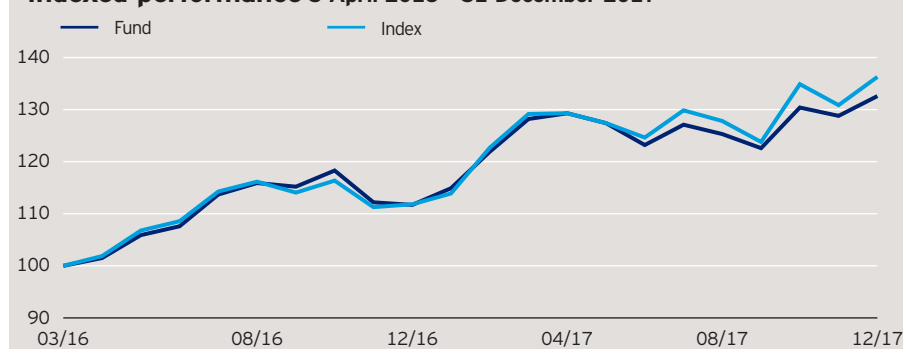
Settlement date

Trade Date + 3 Days

Quarterly fund commentary

Indian equities delivered strong returns over 2017 thanks to positive domestic investor sentiment. India's macro-economic data, which has been stable for some time, is now experiencing some volatility. Meanwhile, the Government's reform agenda continues to gather momentum with the good and services tax (GST) implementation, large infrastructure investment programs and the announcement of the state owned banks recapitalization. Results of Indian companies for quarter ended 31st December 2017 are likely to be strong, in our view. Nifty companies are expected to report an 18% earnings growth, primarily led by strength in commodity prices. While the consensus forecasts expect double-digit earnings growth for Nifty companies over the full-year FY18, they may be too optimistic given the weak pace of economic activity growth. The fund invests across the market cap spectrum. Our stock picks reflect our bottom up convictions and have a growth bias. The fund is overweight the Consumer Discretionary, Industrials and Financials sectors given our view that India is in the early stages of a cyclical recovery and valuations do not reflect this potential recovery. It is underweight Consumer Staples due to valuation reasons and the Healthcare and IT sectors due to the weaker medium term growth outlook.

Indexed performance 5 April 2016 - 31 December 2017*



Each period starts at the end of the indicated month. The first indicated month may not represent a full month and may start only on the launch/restructuring date indicated in the headline.

Cumulative performance*

in %	YTD	1 month	1 year	3 years	Since inception
Fund	18.71	2.95	18.71	-	32.60
Index	21.88	4.15	21.88	-	36.29

Calendar year performance*

in %	2013	2014	2015	2016	2017
Fund	-	-	-	-	18.71
Index	-	-	-	-	21.88

Standardised rolling 12 month performance**

in %	31.12.12	31.12.13	31.12.14	31.12.15	31.12.16	31.12.17
Fund	-	-	-	-	-	18.71

The standardised rolling 12 month performance information is updated on a quarterly basis beginning one year after the share class launch. As the share class was launched on 5 April 2016, data is not available for the complete period covered by the table. Should you require up-to-date past performance information this is available on our website www.invescoeuropa.com or by contacting us.

Past performance is not a guide to future returns. The performance shown does not take account of the commissions and costs incurred on the issue and redemption of units.

*Source: © 2017 Morningstar. Indexed performance: Performance of an investment of 100 in share class currency. Gross income re-invested to 31 December 2017 unless otherwise stated. The figures do not reflect the entry charge payable by individual investors. **Gross income re-invested to 31 December 2017. All performance data on this factsheet is in the currency of the share class. Reference Index Source: Factset. **There is currently a discretionary cap on the ongoing charge of 2.85% in place. This discretionary cap may positively impact the performance of the Share Class.**

Invesco India All-Cap Equity Fund

E (EUR)-Acc Shares

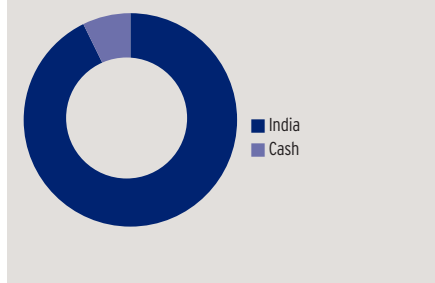
31 December 2017

Top 10 holdings*

(total holdings: 25)

Holding	Sector	%
Maruti Suzuki India	Consumer Discretionary	8.7
HDFC Bank	Financials	7.5
Larsen & Toubro	Industrials	7.3
Housing Development Finance	Financials	6.0
Reliance	Energy	5.3
Bajaj Auto	Consumer Discretionary	4.6
Tata Consultancy Services	Information Technology	4.5
Axis Bank	Financials	4.3
Indusind Bank	Financials	4.0
United Spirits	Consumer Staples	4.0

Geographical weightings of the fund in %*



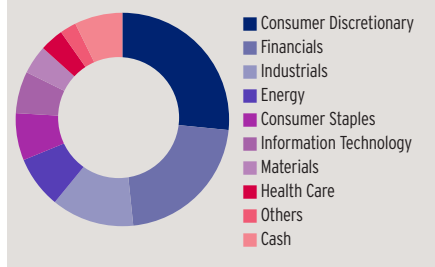
Geographical weightings*

	in %
India	92.7
Cash	7.3

Sector weightings*

	in %
Consumer Discretionary	26.6
Financials	21.8
Industrials	12.5
Energy	7.9
Consumer Staples	7.2
Information Technology	6.3
Materials	4.4
Health Care	3.6
Others	2.5
Cash	7.3

Sector weightings of the fund in %*



Financial characteristics*

Average weighted market capitalisation	EUR 26.46 bn
Median market capitalisation	EUR 12.55 bn

NAV and fees

Current NAV

EUR 13.26

12 month price high

EUR 13.30 (22/12/2017)

12 month price low

EUR 11.32 (06/01/2017)

Minimum investment ¹

EUR 500

Entry charge

Up to 3.00%

Annual management fee

2.25%

Ongoing charges

2.85% (estimated 05/04/2016)

Invesco India All-Cap Equity Fund

E (EUR)-Acc Shares

31 December 2017

Risk Warnings

The value of investments and any income will fluctuate (this may partly be the result of exchange rate fluctuations) and investors may not get back the full amount invested. As a large portion of the fund is invested in less developed countries, you should be prepared to accept significantly large fluctuations of the value of the fund. As this fund is invested in a particular geographical region, you should be prepared to accept greater fluctuations of the value of the fund than for a fund with a broader investment mandate. The fund invests in a limited number of holdings and is less diversified, and therefore this may result in large fluctuations of the value of the fund. Investments in small and medium sized companies involve greater risks than those customarily associated with larger companies.

Important Information

¹The minimum investment amounts are: EUR 500 / USD 650 / GBP 400 / CHF 650 / SEK 4,500. Please contact us or refer to the most up to date Prospectus for details of minimum investment amounts in other currencies.

This marketing document is exclusively for use by Professional Clients and Financial Advisers in Continental Europe and Qualified Investors in Switzerland. This document is not for consumer use, please do not redistribute. For the purpose of the distribution of this document Continental Europe is defined as Switzerland, Spain, France, Luxembourg, Portugal. Data as at 31 December 2017, unless otherwise stated. This document is marketing material and is not intended as a recommendation to invest in any particular asset class, security or strategy. Regulatory requirements that require impartiality of investment/investment strategy recommendations are therefore not applicable nor are any prohibitions to trade before publication. The information provided is for illustrative purposes only, it should not be relied upon as recommendations to buy or sell securities. By accepting this document, you consent to communicate with us in English, unless you inform us otherwise.

Past performance is not a guide to future returns. Where individuals or the business have expressed opinions, they are based on current market conditions, they may differ from those of other investment professionals and are subject to change without notice and are not to be construed as investment advice. This marketing document is not an invitation to subscribe for shares in the fund and is by way of information only, it should not be considered financial advice. This does not constitute an offer or solicitation by anyone in any jurisdiction in which such an offer is not authorised or to any person to whom it is unlawful to make such an offer or solicitation. Persons interested in acquiring the fund should inform themselves as to (i) the legal requirements in the countries of their nationality, residence, ordinary residence or domicile; (ii) any foreign exchange controls and (iii) any relevant tax consequences. As with all investments, there are associated risks. This document is by way of information only. Asset management services are provided by Invesco in accordance with appropriate local legislation and regulations. The fund is available only in jurisdictions where its promotion and sale is permitted. Not all share classes of this fund may be available for public sale in all jurisdictions and not all share classes are the same nor do they necessarily suit every investor. Fee structure and minimum investment levels may vary dependent on share class chosen. Please check the most recent version of the fund prospectus in relation to the criteria for the individual share classes and contact your local Invesco office for full details of the fund registration status in your jurisdiction. Forecasts are not reliable indicators of future performance. As the Share Class has been recently launched, the ongoing charges figure is estimated based on expected total of charges. This figure may vary from year to year. It excludes portfolio transaction costs except in the case of an entry or exit charge paid by the Fund when buying or selling shares/units in another fund. For more information on our funds, please refer to the most up to date relevant fund and share class-specific Key Investor Information Documents, the latest Annual or Interim Reports and the latest Prospectus, and constituent documents. This information is available using the contact details of the issuer and is without charge. Further information on our products is available using the contact details shown. Subscriptions of shares are only accepted on the basis of the most up to date legal offering documents. The legal offering documents (fund & share class specific Key Investor Information Document, prospectus, annual and semi-annual reports, articles and trustee deed) are available free of charge with your local Invesco representative or on our website www.invescoeuropa.com.

© 2017 Morningstar. All rights reserved. The information contained herein: (1) is proprietary to Morningstar and/or its content providers; (2) may not be copied or distributed; and (3) is not warranted to be accurate, complete or timely. Neither Morningstar nor its content providers are responsible for any damages or losses arising from any use of this information.

Invesco India All-Cap Equity Fund

E (EUR)-Acc Shares

31 December 2017

Important Information

Additional information for France: Issued in France by Invesco Asset Management S.A., 16-18 rue de Londres, 75009 Paris, France.

Additional information for Luxembourg: Issued in Luxembourg by Invesco Asset Management SA, 16-18 rue de Londres, 75009 Paris, France.

Additional information for Portugal: Issued in Portugal by Invesco Asset Management S.A., 16-18 rue de Londres, 75009 Paris, France.

Additional information for Spain: Issued in Spain by Invesco Asset Management S.A., Sucursal en España, C/ Goya 6 - 3º, 28001 Madrid, Spain.

Additional information for Switzerland: Issued in Switzerland by Invesco Asset Management (Schweiz) AG, Talacker 34, CH-8001 Zurich, who acts as representative for the funds distributed in Switzerland. Paying agent for the funds distributed in Switzerland: BNP PARIBAS SECURITIES SERVICES, Paris, succursale de Zurich, Selnaustrasse 16, CH-8002 Zurich. The legal offering documents are available free of charge at our website and local language from the issuer of this document. The fund is domiciled in Luxembourg.