



# Invesco Emerging Market Corporate Bond Fund

## C-MD Shares

31 December 2017

**This marketing document is exclusively for use by Qualified Investors in Switzerland and Professional Clients in Continental European countries as defined in the important information section. This document is not for consumer use, please do not redistribute. This document may also be used by financial intermediaries in the United States as defined in the important information section.**

### Summary of fund objective

The objective of the Fund is to achieve a high income yield and long-term capital appreciation by investing primarily in debt securities of emerging market corporate issuers. For the full objectives and investment policy please consult the current prospectus.

### Key facts



Michael Hyman  
Atlanta  
Managed fund since  
October 2016



Rashique Rahman  
Atlanta  
Managed fund since  
August 2015



Robert Turner  
Atlanta  
Managed fund since  
June 2017

**Share class launch**  
24 February 2016

**Original fund launch**  
04 May 2011

**Legal status**  
Luxembourg SICAV with UCITS status

**Share class currency**  
USD

**Share class type**  
Income

**Fund size**  
USD 160.86 mn

**Reference index**  
JPM CEMBI Broad Diversified Index

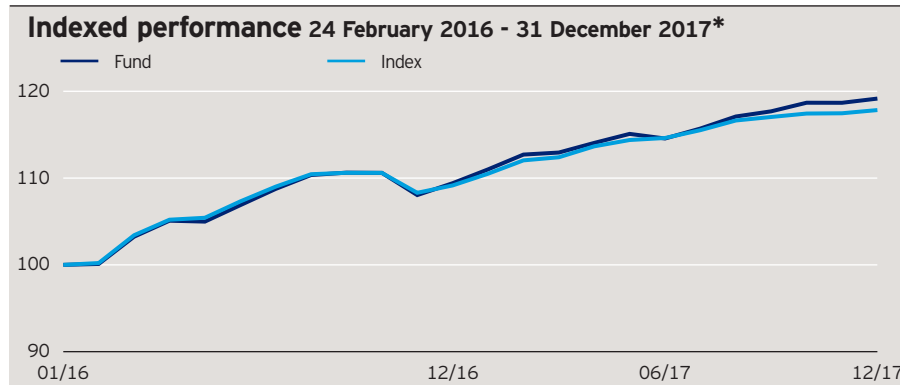
**Bloomberg code**  
IEMCCMD LX

**ISIN code**  
LU1342485486

**Settlement date**  
Trade Date + 3 Days

### Quarterly fund commentary

Emerging markets (EM) corporate bonds returned 0.68% for the quarter, as measured by the J.P. Morgan CEMBI Broad Diversified Index. EM corporate spreads tightened 9 bps to end the quarter at 232 bps. Returns were positive across all regions led by African and Latin America. Returns were broadly positive across sectors led by Metals & Mining and Oil & Gas, while Consumer lagged. Emerging Markets posted another quarter of positive total returns, amid low volatility in developed markets rates and stable to improving prices across a variety of commodities. Adding to those supportive elements were continued inflows into EM, and lighter new issuance at the end of the year. While the current backdrop of stable global growth, low inflation, and accommodative financial conditions are supportive of EM asset prices there have been an increase in idiosyncratic stories; especially from the Middle East. Recent moves higher in commodity prices are also supportive of EM markets. While the macro backdrop remains supportive for EM we are monitoring geopolitical events in the Middle East, NAFTA negotiations, and upcoming elections in Latin America closely. We continue to see supportive global financial conditions in spite of the Fed beginning to unwind its balance sheet.



Each period starts at the end of the indicated month. The first indicated month may not represent a full month and may start only on the launch/restructuring date indicated in the headline.

### Cumulative performance\*

in %	YTD	1 month	1 year	3 years	Since inception
Fund	8.91	0.41	8.91	-	19.16
Index	7.96	0.32	7.96	-	17.84

### Calendar year performance\*

in %	2013	2014	2015	2016	2017
Fund	-	-	-	-	8.91
Index	-	-	-	-	7.96

### Standardised rolling 12 month performance\*\*

in %	31.12.12	31.12.13	31.12.14	31.12.15	31.12.16
Fund	-	-	-	-	8.91
Index	-	-	-	-	7.96

The standardised rolling 12 month performance information is updated on a quarterly basis beginning one year after the share class launch. As the share class was launched on 24 February 2016, data is not available for the complete period covered by the table. Should you require up-to-date past performance information this is available on our website [www.invescoeuropa.com](http://www.invescoeuropa.com) or by contacting us.

**Past performance is not a guide to future returns. The performance shown does not take account of the commissions and costs incurred on the issue and redemption of units.**

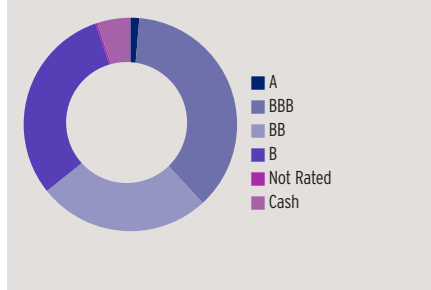
\*Source: © 2017 Morningstar. Indexed performance: Performance of an investment of 100 in share class currency. Gross income re-invested to 31 December 2017 unless otherwise stated. The figures do not reflect the entry charge payable by individual investors. \*\*Gross income re-invested to 31 December 2017. All performance data on this factsheet is in the currency of the share class. Reference Index Source: Bloomberg.

# Invesco Emerging Market Corporate Bond Fund

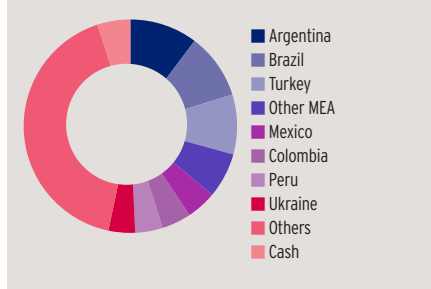
## C-MD Shares

31 December 2017

### Credit ratings of the fund in %\*



### Geographical weightings of the fund in %\*



### NAV and fees

#### Current NAV

USD 10.82

#### 12 month price high

USD 10.88 (24/10/2017)

#### 12 month price low

USD 10.42 (03/01/2017)

#### Minimum investment <sup>1</sup>

USD 1,000,000

#### Entry charge

Up to 5.00%

#### Annual management fee

1.0%

#### Ongoing charges

1.21% (28/02/2017)

### Credit ratings\*

(average rating: BB)

in %	Fund	Index
AAA	0.0	0.1
AA	0.0	3.4
A	1.3	20.6
BBB	36.8	39.5
BB	26.1	20.0
B	30.4	10.8
CCC and Below	0.0	0.7
Not Rated	0.3	4.9
Cash	5.0	0.0

### Duration distribution\*

(average duration: 4.7)

in %	Fund	Index
Under 3 years	17.1	30.9
3-4 years	12.7	18.0
4-5 years	18.9	17.1
5-6 years	16.7	10.6
6+ years	34.5	23.3

### Sector weightings\*

in %	Fund	Index
Corporates	76.3	100.0
Sovereign	17.2	0.0
Local Debt	0.8	0.0
Quasi-Sovereign	0.7	0.0
Cash	5.0	0.0

### Yield %\*

Gross Current Yield	5.57
Gross Redemption Yield	5.12

### Geographical weightings\*

in %	Fund	Index
Argentina	10.3	2.8
Brazil	9.9	5.7
Turkey	9.1	4.2
Other MEA	6.8	7.5
Mexico	4.6	4.6
Colombia	4.4	4.1
Peru	4.2	3.8
Ukraine	4.0	0.4
Others	41.7	66.9
Cash	5.0	0.0

### Maturity distribution\*

in %	Fund	Index
0-3 years	4.6	17.9
3-7 years	46.9	46.9
7-10 years	24.8	19.3
10-15 years	4.9	2.2
15+ years	15.5	13.7
Others	3.4	0.0

### Currency exposure\*

	%
US Dollar	99.8
Euro	0.2

# Invesco Emerging Market Corporate Bond Fund

## C-MD Shares

31 December 2017

### Risk Warnings

The value of investments and any income will fluctuate (this may partly be the result of exchange rate fluctuations) and investors may not get back the full amount invested. Debt instruments are exposed to credit risk which is the ability of the borrower to repay the interest and capital on the redemption date. Changes in interest rates will result in fluctuations in the value of the fund. The fund will invest in derivatives (complex instruments) which will result in the fund being leveraged and may result in large fluctuations in the value of the fund. The fund may invest in distressed securities which carry a significant risk of capital loss. As a large portion of the fund is invested in less developed countries, you should be prepared to accept significantly large fluctuations of the value of the fund. The fund may hold a large amount of debt instruments which are of lower credit quality and may result in large fluctuations in the value of the fund.

### Important Information

<sup>1</sup>The minimum investment amounts are: USD 1,000,000 / EUR 800,000 / GBP 600,000 / CHF 1,000,000 / SEK 7,000,000. Please contact us or refer to the most up to date Prospectus for details of minimum investment amounts in other currencies.

**This marketing document is exclusively for use by Professional Clients and Financial Advisers in Continental Europe and Qualified Investors in Switzerland. This document is not for consumer use, please do not redistribute. For the purpose of the distribution of this document Continental Europe is defined as Switzerland, France, Liechtenstein, Luxembourg, Netherlands, Sweden. Data as at 31 December 2017, unless otherwise stated. This document is marketing material and is not intended as a recommendation to invest in any particular asset class, security or strategy. Regulatory requirements that require impartiality of investment/investment strategy recommendations are therefore not applicable nor are any prohibitions to trade before publication. The information provided is for illustrative purposes only, it should not be relied upon as recommendations to buy or sell securities. By accepting this document, you consent to communicate with us in English, unless you inform us otherwise.**

Past performance is not a guide to future returns. Where individuals or the business have expressed opinions, they are based on current market conditions, they may differ from those of other investment professionals and are subject to change without notice and are not to be construed as investment advice. This marketing document is not an invitation to subscribe for shares in the fund and is by way of information only, it should not be considered financial advice. This does not constitute an offer or solicitation by anyone in any jurisdiction in which such an offer is not authorised or to any person to whom it is unlawful to make such an offer or solicitation. Persons interested in acquiring the fund should inform themselves as to (i) the legal requirements in the countries of their nationality, residence, ordinary residence or domicile; (ii) any foreign exchange controls and (iii) any relevant tax consequences. As with all investments, there are associated risks. This document is by way of information only. Asset management services are provided by Invesco in accordance with appropriate local legislation and regulations. The fund is available only in jurisdictions where its promotion and sale is permitted. Not all share classes of this fund may be available for public sale in all jurisdictions and not all share classes are the same nor do they necessarily suit every investor. Fee structure and minimum investment levels may vary dependent on share class chosen. Please check the most recent version of the fund prospectus in relation to the criteria for the individual share classes and contact your local Invesco office for full details of the fund registration status in your jurisdiction. Forecasts are not reliable indicators of future performance. The ongoing charges figure is based on annualised expenses for the period ending 28/02/2017. This figure may vary from year to year. It excludes portfolio transaction costs except in the case of an entry or exit charge paid by the Fund when buying or selling shares/units in another fund. For more information on our funds, please refer to the most up to date relevant fund and share class-specific Key Investor Information Documents, the latest Annual or Interim Reports and the latest Prospectus, and constituent documents. This information is available using the contact details of the issuer and is without charge. Further information on our products is available using the contact details shown. The yields shown are expressed as a % per annum of the current NAV of the fund. They are an estimate for the next 12 months, assuming that the fund's portfolio remains unchanged and there are no defaults or deferrals of coupon payments or capital repayments. Cash income is estimated coupons from bonds. The gross current yield is an indication of the expected cash income over the next 12 months. The estimated gross redemption yield is a longer-term picture indicating expected annual total return. This means that in addition to expected cash income, it includes the amortised annual value of unrealised capital gains or losses of bond holdings currently held by the fund, calculated with reference to their current market price and expected redemption value made upon maturity of the bonds. Neither of the yields is guaranteed. Nor do they reflect the fund charges or the entry charge of the fund. Investors may be subject to tax on distributions. Subscriptions of shares are only accepted on the basis of the most up to date legal offering documents. The legal offering documents (fund & share class specific Key Investor Information Document, prospectus, annual and semi-annual reports, articles and trustee deed) are available free of charge with your local Invesco representative or on our website [www.invescoeuropa.com](http://www.invescoeuropa.com).

© 2017 Morningstar. All rights reserved. The information contained herein: (1) is proprietary to Morningstar and/or its content providers; (2) may not be copied or distributed; and (3) is not warranted to be accurate, complete or timely. Neither Morningstar nor its content providers are responsible for any damages or losses arising from any use of this information.

**Additional information for Financial Intermediaries in the United States:** This document is intended for distribution to US financial intermediaries for informational purposes and in relation to their activities with offshore clients only. The Funds are not registered under any US securities law, and may not be offered or sold directly or indirectly in the US, its territories or possessions, nor to any US persons, citizens or residents. The Fund must not be marketed on US soil. This does not constitute a recommendation of any investment strategy or product for a particular investor. Investors should consult a financial professional before making any investment decisions. Issued in the US by Invesco Distributors, Inc., 11 Greenway Plaza, Suite 1000, Houston, Texas 77046, USA. Invesco Distributors, Inc. is the appointed US sub-distributor of the Invesco Funds, SICAV or Invesco Fund Series 1-6. All entities are indirect, wholly owned subsidiaries of Invesco Ltd.

---

# Invesco Emerging Market Corporate Bond Fund

## C-MD Shares

31 December 2017

---

### Important Information

**Additional information for France:** Issued in France by Invesco Asset Management S.A., 16-18 rue de Londres, 75009 Paris, France.

**Additional information for Liechtenstein:** Issued in Liechtenstein by Invesco Asset Management (Schweiz) AG, Talacker 34, 8001 Zurich, Switzerland. Paying agent in Liechtenstein is LGT Bank AG, Herrengasse 12, 9490 Vaduz. The KIID and Prospectus are available in German as well as English language on [www.fundinfo.com](http://www.fundinfo.com).

**Additional information for Luxembourg:** Issued in Luxembourg by Invesco Asset Management SA, 16-18 rue de Londres, 75009 Paris, France.

**Additional information for the Netherlands:** Issued in the Netherlands by Invesco Asset Management S.A. Dutch Branch, Vinoly Building, Claude Debussylaan 26, 1082 MD Amsterdam, The Netherlands, [www.invesco.nl](http://www.invesco.nl).

**Additional information for Sweden:** Issued in Sweden by Invesco Asset Management S.A. Swedish Filial (France), Stureplan 4c, 4th floor, Stockholm 114 35, Sweden.

**Additional information for Switzerland:** Issued in Switzerland by Invesco Asset Management (Schweiz) AG, Talacker 34, CH-8001 Zurich, who acts as representative for the funds distributed in Switzerland. Paying agent for the funds distributed in Switzerland: BNP PARIBAS SECURITIES SERVICES, Paris, succursale de Zurich, Selnaustrasse 16, CH-8002 Zurich. The legal offering documents are available free of charge at our website and local language from the issuer of this document. The fund is domiciled in Luxembourg.