

Invesco Emerging Market Corporate Bond Fund

C-MD Shares

31 December 2016

This marketing document is exclusively for use by Qualified Investors in Switzerland and Professional Clients in Continental European countries where this specific fund's share class is registered for sale. This document is not for consumer use, please do not redistribute. This document may also be used by financial intermediaries in the United States as defined on page 3 of this document.

Summary of fund objective

The objective of the Fund is to achieve a high income yield and long-term capital appreciation by investing primarily in debt securities of emerging market corporate issuers. For the full objectives and investment policy please consult the current prospectus.

Key facts



Michael Hyman
Atlanta
Managed fund since
October 2016



Rashique Rahman
Atlanta
Managed fund since
August 2015



Jorge Ordonez
Atlanta
Managed fund since
August 2015

Share class launch

24 February 2016

Original fund launch

04 May 2011

Legal status

Luxembourg SICAV with UCITS status

Share class currency

USD

Share class type

Income

Fund size

USD 135.74 mn

Reference index

JPM CEMBI Broad Diversified Index

Bloomberg code

IEGCCMD LX

ISIN code

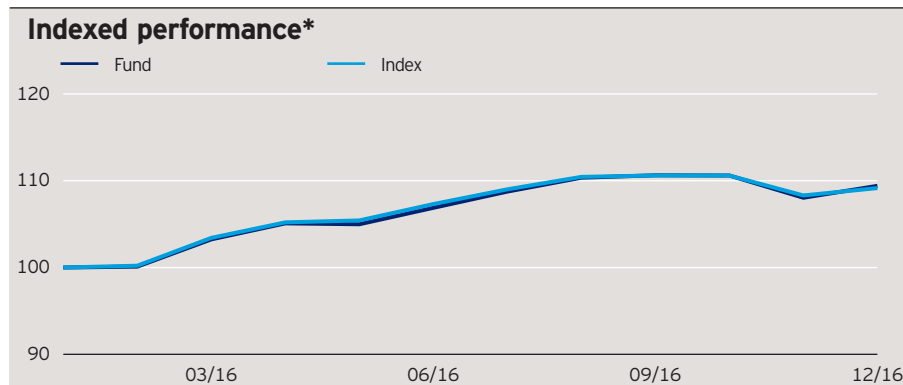
LU1342485486

Settlement date

Trade Date + 3 Days

Quarterly fund commentary

In the fourth quarter, emerging markets (EM) corporate bonds returned -1.32% (USD total return), as measured by the JP Morgan CEMBI Broad Diversified Index. Regionally only Africa posted a positive return while Asia and the Middle East were the worst performers. Returns were broadly negative across sectors although Metals & Mining and Transport both had positive returns. After several months of fairly consistent returns, the quarter saw a good bit of volatility in EM corporate bonds given the surprise election of Donald Trump along with a sharp move higher in US Treasury bond yields. However, after a bout of volatility in November, EM corporate bonds recovered somewhat in December to end the quarter on a positive note. As we move into 2017 we think the conditions exist for continued solid performance in EM corporate bonds if US Treasury bond yields hold relatively stable. However, in aggregate recent performance leaves the asset class adversely exposed to negative shocks. As such, we are approaching the market cautiously with a focus on mitigating downside risk.



Cumulative performance*

in %	YTD	1 month	1 year	3 years	Since inception
Fund	-	1.27	-	-	9.41
Index	-	0.78	-	-	9.16

Calendar year performance*

in %	2012	2013	2014	2015	2016
Fund	-	-	-	-	-
Index	-	-	-	-	-

Standardised rolling 12 month performance**

in %	31.12.11	31.12.12	31.12.13	31.12.14	31.12.15
Fund	-	-	-	-	-
Index	-	-	-	-	-

The standardised rolling 12 month performance information is updated on a quarterly basis beginning one year after the share class launch. As the share class was launched on 24 February 2016, data is not available for the complete period covered by the table. Should you require up-to-date past performance information this is available on our website www.invescoeurope.com or by contacting us.

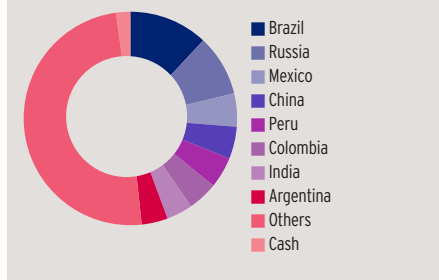
Past performance is not a guide to future returns. The performance shown does not take account of the commissions and costs incurred on the issue and redemption of units.

Invesco Emerging Market Corporate Bond Fund

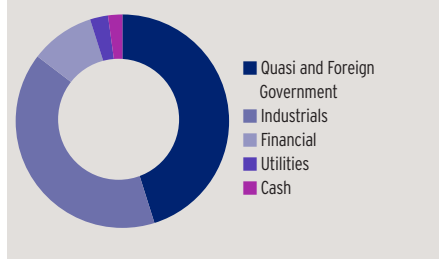
C-MD Shares

31 December 2016

Geographical weightings of the fund in %*



Sector weightings of the fund in %*



Yield %*

Gross Current Yield	5.55
Gross Redemption Yield	6.14

NAV and fees

Current NAV	USD 10.46
12 month price high	USD 10.76 (31/08/2016)
12 month price low	USD 10.00 (25/02/2016)
Minimum investment ¹	USD 1,000,000
Entry charge	Up to 5.00%
Annual management fee	1.0%
Ongoing charges	1.23% (estimated 24/02/2016)

Geographical weightings*

in %	Fund	Index
Brazil	12.0	5.7
Russia	9.3	5.4
Mexico	5.0	4.6
China	4.9	6.4
Peru	4.7	3.4
Colombia	4.5	3.8
India	4.0	4.2
Argentina	4.0	2.2
Others	49.5	64.3
Cash	2.2	0.0

Maturity distribution*

in %	Fund	Index
0-3 years	12.6	18.7
3-7 years	47.4	47.7
7-10 years	23.7	19.3
10-15 years	4.3	2.4
15+ years	4.3	11.9
Others	7.8	0.0

Credit ratings*

(average rating: BB)		
in %	Fund	Index
AAA	0.0	0.2
AA	3.8	6.2
A	8.0	20.3
BBB	33.3	41.7
BB	24.0	17.6
B	18.1	8.9
CCC and Below	1.9	0.2
Not Rated	8.7	4.9
Cash and FX	2.2	0.0

Sector weightings*

in %	Fund	Index
Quasi and Foreign Government	45.1	0.0
Industrials	40.2	59.5
Financial	9.7	31.7
Utilities	2.7	8.9
Cash	2.2	0.0

Duration distribution*

(average duration: 4.4)		
in %	Fund	Index
Under 3 years	27.8	30.6
3-4 years	13.8	17.9
4-5 years	15.5	15.6
5-6 years	15.6	12.8
6+ years	26.8	23.1
Others	0.5	0.0

Currency exposure*

	%
US Dollar	99.5
Canadian Dollar	0.5

Invesco Emerging Market Corporate Bond Fund

C-MD Shares

31 December 2016

Risk Warnings

The value of investments and any income will fluctuate (this may partly be the result of exchange rate fluctuations) and investors may not get back the full amount invested. Debt instruments are exposed to credit risk which is the ability of the borrower to repay the interest and capital on the redemption date. Changes in interest rates will result in fluctuations in the value of the fund. As a large portion of the fund is invested in less developed countries, you should be prepared to accept significantly large fluctuations of the value of the fund. The risks described herein are the fund specific material risks. For more information please consult the current fund and share class specific Key Investor Information Document (KIID) and for a complete set of risks the current prospectus.

Important Information

¹The minimum investment amounts are: USD 1,000,000 / EUR 800,000 / GBP 600,000 / CHF 1,000,000 / SEK 7,000,000. Please contact us or refer to the most up to date Prospectus for details of minimum investment amounts in other currencies.

This share class may not be registered in all countries and dissemination is subject to prior verification of registration status.

This marketing document is exclusively for use by Professional Clients and Financial Advisers in Continental Europe and Qualified Investors in Switzerland. This document is not for consumer use, please do not redistribute. Data as at 31 December 2016, unless otherwise stated. This marketing document is not subject to regulatory requirements that ensure impartiality of investment recommendations and investment strategy recommendations. Therefore, the prohibition of trading before the release of investment recommendations and investment strategy recommendations does not apply.

Past performance is not a guide to future returns. Where Invesco has expressed views and opinions, these may change. If investors are unsure if this product is suitable for them, they should seek advice from a financial adviser. The distribution and the offering of the fund or its share classes in certain jurisdictions may be restricted by law. Persons into whose possession this document may come are required to inform themselves about and to comply with any relevant restrictions. This does not constitute an offer or solicitation by anyone in any jurisdiction in which such an offer is not authorised or to any person to whom it is unlawful to make such an offer or solicitation. Persons interested in acquiring the fund should inform themselves as to (i) the legal requirements in the countries of their nationality, residence, ordinary residence or domicile; (ii) any foreign exchange controls and (iii) any relevant tax consequences. As with all investments, there are associated risks. This document is by way of information only. Asset management services are provided by Invesco in accordance with appropriate local legislation and regulations. The fund is available only in jurisdictions where its promotion and sale is permitted. Forecasts are not reliable indicators of future performance. The forecasts and market outlook presented in this material reflect subjective judgments and assumptions of the investment manager or its delegate and unexpected events may occur. There can be no assurance that developments will transpire as forecasted in this presentation. Where securities are mentioned in this document they do not necessarily represent a specific portfolio holding and do not constitute a recommendation to purchase, hold or sell. As the Share Class has been recently launched, the ongoing charges figure is estimated based on expected total of charges. This figure may vary from year to year. It excludes portfolio transaction costs except in the case of an entry or exit charge paid by the Fund when buying or selling shares/units in another fund. The yields shown are expressed as a % per annum of the current NAV of the fund. They are an estimate for the next 12 months, assuming that the fund's portfolio remains unchanged and there are no defaults or deferrals of coupon payments or capital repayments. Cash income is estimated coupons from bonds. The gross current yield is an indication of the expected cash income over the next 12 months. The estimated gross redemption yield is a longer-term picture indicating expected annual total return. This means that in addition to expected cash income, it includes the amortised annual value of unrealised capital gains or losses of bond holdings currently held by the fund, calculated with reference to their current market price and expected redemption value made upon maturity of the bonds. Neither of the yields is guaranteed. Nor do they reflect the fund charges or the entry charge of the fund. Investors may be subject to tax on distributions. This document is issued in Liechtenstein by Invesco Asset Management (Schweiz) AG, Talacker 34, CH-8001 Zürich. The paying agent in Liechtenstein is LGT Bank AG, Herrengasse 12, FL-9490 Vaduz and the legal offering documents are available on www.fundinfo.com. Subscriptions of shares are only accepted on the basis of the most up to date legal offering documents. The legal offering documents (fund & share class specific Key Investor Information Document, prospectus, annual and semi-annual reports, articles and trustee deed) are available free of charge with your local Invesco representative or on our website www.invescoeurope.com.

© 2016 Morningstar. All rights reserved. The information contained herein: (1) is proprietary to Morningstar and/or its content providers; (2) may not be copied or distributed; and (3) is not warranted to be accurate, complete or timely. Neither Morningstar nor its content providers are responsible for any damages or losses arising from any use of this information.

Additional information for Switzerland: This document is issued in Switzerland by Invesco Asset Management (Schweiz) AG. The legal offering documents are available free of charge from the issuer of this document: Invesco Asset Management (Schweiz) AG, Talacker 34, CH-8001 Zürich, who acts as representative for the funds distributed in Switzerland. Paying agent for the funds distributed in Switzerland: BNP PARIBAS SECURITIES SERVICES, Paris, succursale de Zurich, Selnaustrasse 16; CH - 8002 Zürich. The fund is domiciled in Luxembourg.

Additional information for Financial Intermediaries in the United States: This material is intended for distributors, platforms, financial advisors and investment managers located in the United States in relation to their activities with offshore clients only. It must not be redistributed to end investors. This document is neither intended for US Persons, nor US residents. This fund must not be marketed on the US soil. This fund is registered for distribution in a limited number of countries, and should an activity create additional obligations (such as a local registration for sale or tax notification) for Invesco, you shall seek the prior formal approval of Invesco before undertaking such activity. Any marketing material you create on the fund for end investors shall also be expressly approved by Invesco. Issued in the US by Invesco Distributors, Inc., 11 Greenway Plaza, Suite 1000, Houston, Texas 77046. Invesco Distributors is the appointed US sub-distributor of the Invesco Funds, SICAV.