

## IMPORTANT INFORMATION ON RISK FACTORS, PLEASE REFER TO PAGE 2

## Lyxor MSCI Pacific Ex Japan UCITS ETF

## I. Fund Information

Ticker: PAXJ FP

## Investment Objective

The Lyxor MSCI Pacific Ex Japan UCITS ETF - D-USD is a UCITS compliant exchange traded fund that aims to track the benchmark index MSCI Pacific Ex Japan Net Total Return.

The index is representative of the large and mid-cap across 4 of 5 Developed Markets countries in the Pacific region, excluding Japan.

Lyxor ETFs are efficient investment vehicles listed on exchange that offer transparent, liquid and low-cost exposure to the underlying benchmark index.

## Trading Information

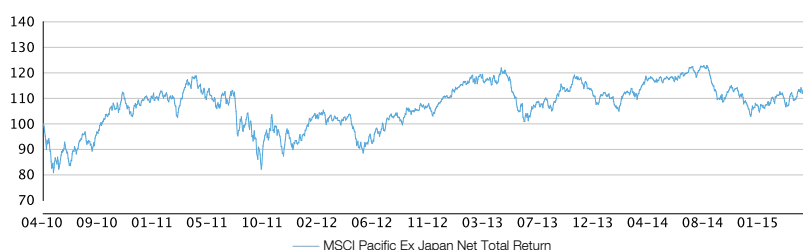
Place	Opening Hours (GMT)	Currency	Ticker Bloomberg	RIC Reuters	Distribution
NYSE Euronext Paris*	08:00 / 16:30	EUR	PAXJ FP	PAXJ.PA	Yes

\* First Listing Place of this share class

## Main Fund Characteristics

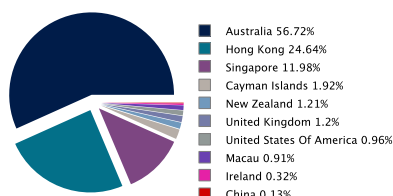
Ticker	PAXJ FP
Fund Type	SICAV
Domiciliation	Luxembourg
UCITS compliant	Yes
ISIN	LU1220245556
Replication method	Indirect (Swap Based)
Securities Lending	No
Full ownership of fund assets	Yes
Share Class Currency	USD
Inception Date	27/04/2015
Nav per share at inception (USD)	100
Total Expense Ratio p.a	0.30%
Currency risk	Yes
NAV per Share (USD)	98.23
Share AUM (M USD)	0.12
Total Fund Assets (M USD)	0.12
Umbrella (M USD)	5,771.38
Minimum Investment (Share)	1
Income treatment	Distribution
Date if distribution	July & December
Last Amount (USD)	-

Source: Lyxor AM, Apr 30, 2015

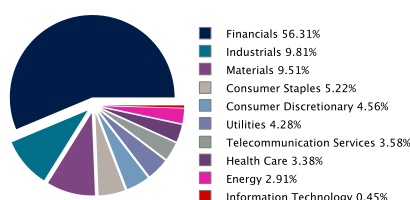
II. Index information Source : Bloomberg , Lyxor AM , to Apr 30, 2015

Full name :	MSCI Pacific Ex Japan Net Total Return
Exposure :	Asia
Asset Class :	Equity
Index type :	Net Total Return
Currency :	USD
Index Reuters RIC :	-
Index Bloomberg ticker :	MXPCJ
Further information :	www.msci.com

## Index Geographical Allocation



## Index Sector Allocation



## Top ten constituents

Commonwealth Bank Of Austral	6.96%
Westpac Banking Corp	5.48%
Bhp Billiton Ltd	4.96%
Aia Group Ltd	4.93%
Aust And Nz Banking Group	4.53%
National Australia Bank Ltd	4.21%
Hong Kong Exchanges & Clear	2.60%
Wesfarmers Ltd	2.37%
Csl Ltd	2.09%
Hutchison Whampoa Ltd	1.92%

## III. ETF Performances

	1 Month	3 Months	6 Months	3 Years	5 Years
	YTD				
Lyxor MSCI Pacific Ex Japan UCITS ETF	-	-	-	-	-
MSCI Pacific Ex Japan Net Total Return	-	-	-	-	-
Tracking Difference	-	-	-	-	-
Tracking Error	-	-	-	-	-

\* Since inception, 27/04/2015

Source: Bloomberg, Lyxor AM, to Apr 30, 2015

The figures relating to [past performances / simulated past performances / past performances and simulated past performances] refer or relate to past periods and are not a reliable indicator of future results. This also applies to historical market data.

Performances related to distributing ETF are calculated reinvesting dividends into the ETF performance  
Performance gap represents the performance differences between the ETF and the Index  
The Tracking Error represents the annualised volatility of the performance differences between the ETF and the benchmark

Changes of benchmark may occur. To compare the track of the ETF with its benchmark, we will use the below indexes:

	From	To
MSCI Pacific Ex Japan Net Total Return	27/04/2015	

## Risk Factors

It is important for potential investors to evaluate the risks described below and in the fund prospectus which can be found on [www.lyxoretf.com](http://www.lyxoretf.com)

**CAPITAL AT RISK:** ETFs are tracking instruments: Their risk profile is similar to a direct investment in the Underlying Index. Investors' capital is fully at risk and investors may not get back the amount originally invested.

**REPLICATION RISK:** The fund objectives might not be reached due to unexpected events on the underlying markets which will impact the index calculation and the efficient fund replication.

**COUNTERPARTY RISK:** Investors are exposed to risks resulting from the use of an OTC Swap with Societe Generale. In-line with UCITS guidelines, the exposure to Societe Generale cannot exceed 10% of the total fund assets.

**UNDERLYING RISK:** The Underlying Index of a Lyxor ETF may be complex and volatile. When investing in commodities, the Underlying Index is calculated with reference to commodity futures contracts exposing the investor to a liquidity risk linked to costs such as cost of carry and transportation. ETFs exposed to Emerging Markets carry a greater risk of potential loss than investment in Developed Markets as they are exposed to a wide range of unpredictable Emerging Market risks.

**CURRENCY RISK:** ETFs may be exposed to currency risk if the ETF is denominated in a currency different to that of the Underlying Index they are tracking. This means that exchange rate fluctuations could have a negative or positive effect on returns.

**LIQUIDITY RISK:** Liquidity is provided by registered market-makers on the respective stock exchange where the ETF is listed, including Societe Generale. On-exchange liquidity may be limited as a result of a suspension in the underlying market represented by the Underlying Index tracked by the ETF; a failure in the systems of one of the relevant stock exchanges, Societe Generale or other market-maker systems; or an abnormal trading situation or event.

## Investor's notice

This document is of a commercial nature and not of a regulatory nature.

It is each investor's responsibility to ascertain that it is authorised to subscribe, or invest into this product.

Prior to investing in the product, investors should seek independent financial, tax, accounting and legal advice.

Lyxor MSCI Pacific Ex Japan UCITS ETF is an investment company with Variable Capital (SICAV) incorporated under Luxembourg Law, listed on the official list of Undertakings for Collective Investment, authorised under Part I of the Luxembourg Law of 17th December 2010 (the "2010 Law") on Undertakings for Collective Investment in accordance with provisions of the Directive 2009/65/EC (the "2009 Directive") and subject to the supervision of the Commission de Surveillance du Secteur Financier (CSSF).

The product is a sub-fund of Lyxor MSCI Pacific Ex Japan UCITS ETF and has been approved by the CSSF and has been notified to the AMF to be marketed in France.

Société Générale, Lyxor AM and Lyxor Asset Management Luxembourg recommend that investors read carefully the "risk factors" section of the product's prospectus and the "Risk and reward" section of the Key Investor Information Document (KIID). The prospectus in English and the KIID in French are available free of charge on [www.lyxoretf.com](http://www.lyxoretf.com) or upon request to [client-services@lyxor.com](mailto:client-services@lyxor.com).

**The attention of investors is drawn to the fact that, the prospectus is only available in English.**

Units of a specific UCITS ETF managed by an asset manager and purchased on the secondary market cannot usually be sold directly back to the asset manager itself. Investors must buy and sell units on a secondary market with the assistance of an intermediary (e.g. a stockbroker) and may incur fees for doing so. In addition, investors may pay more than the current net asset value when buying units and may receive less than the current net asset value when selling them.

Updated composition of the product's investment portfolio is available on [www.lyxoretf.com](http://www.lyxoretf.com). In addition, the indicative net asset value is published on the Reuters and Bloomberg pages of the product, and might also be mentioned on the websites of the stock exchanges where the product is listed.

There is no guarantee that the fund's objective will be met. The fund may not always be able to replicate exactly the performance of the index (or indices).

**This product includes a risk of capital loss.** The redemption value of this product may be less than the amount initially invested. In a worst case scenario, investors could sustain the loss of their entire investment.

The index referred to herein (the "Index") is not sponsored, approved or sold by Société Générale, Lyxor AM or Lyxor Asset Management Luxembourg. Société Générale, Lyxor AM and Lyxor Asset Management Luxembourg shall not assume any responsibility in this respect.

The accuracy, completeness or relevance of the information which has been drawn from external sources is not guaranteed although it is drawn from sources reasonably believed to be reliable. Subject to any applicable law, Société Générale, Lyxor AM and Lyxor Asset Management Luxembourg shall not assume any liability in this respect.

The market information displayed in this document is based on data at a given moment and may change from time to time.

**THIS DOCUMENT DOES NOT CONSTITUTE AN OFFER FOR SALE OF SECURITIES IN THE UNITED STATES OF AMERICA. THE PRODUCT HEREIN DESCRIBED WILL NOT BE REGISTERED UNDER THE U.S. SECURITIES ACT OF 1933, AS AMENDED (THE "U.S. SECURITIES ACT") AND MAY NOT BE OFFERED OR SOLD IN THE UNITED STATES OF AMERICA WITHOUT BEING REGISTERED OR BEING EXEMPTED FROM REGISTRATION UNDER THE U.S. SECURITIES ACT.**

This factsheet is issued by Lyxor Asset Management (Lyxor AM), société anonyme à directoire et conseil de surveillance having its registered office at 17 cours Valmy, 92800 Puteaux (France), 418 862 215 RCS Nanterre, authorized and regulated by the Autorité des marchés financiers (AMF). Lyxor AM is represented in the UK by Lyxor Asset Management UK LLP, which is authorized and regulated by Financial Conduct Authority in the UK. This document is issued by the London Branch of Societe Generale. Societe Generale is a French credit institution (bank) authorised and supervised by the Autorite de Contrôle Prudentiel (the French Prudential Control Authority) and subject to limited regulation by the Financial Conduct Authority and Prudential Regulation Authority. Details about the extent of our authorisation and regulation by the Prudential Regulation Authority, and regulation by the Financial Conduct Authority are available from us on request.