

Lyxor EURO STOXX 50 (DR) UCITS ETF - Daily Hedged to USD - Acc**1. FUND INFORMATION****Investment objective**

The Lyxor EURO STOXX 50 (DR) UCITS ETF - Daily Hedged to USD - Acc is a UCITS compliant exchange traded fund that aims to track the benchmark index EURO STOXX 50 Net Return EUR, offsetting the impact of daily variations of the index local currency vs. the USD. The USD-hedged share class offers the simplicity of a daily currency hedge mechanism that is embedded in the investment product, representing an efficient solution to manage the foreign-exchange risk.

The EURO STOXX 50 Net Return EUR is Europe's leading Blue-chip index for the Eurozone providing a Blue-chip representation of supersector leaders in the Eurozone from 50 stocks and over 12 Eurozone countries. It captures approximately 60% of the free float market capitalisation of the EURO STOXX Total Market Index (TMI), which in turn covers approximately 95% of the free float market capitalisation of the represented countries. More information on www.stoxx.com.

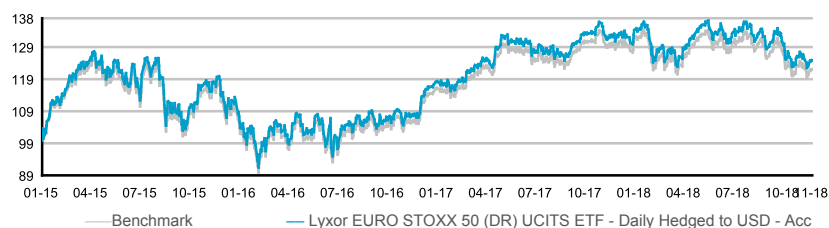
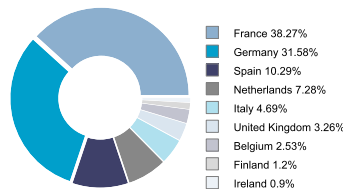
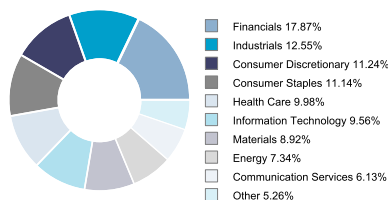
Trading Information

Place	Opening Hours (GMT)	Currency	Ticker Bloomberg	RIC Reuters	Distribution	Fx Hedge
LSE*	08:00 / 16:30	USD	MSEU LN	MSEU.L	No	Yes
SIX Swiss Exchange	08:00 / 16:20	USD	MSEU SW	MSEU.S	No	Yes
SIX Swiss Exchange**	08:00 / 16:20	CHF	MSEC SW	MSEC.S	No	Yes
LSE**	08:00 / 16:30	GBP	MSEX LN	MSEX.L	No	Yes
SIX Swiss Exchange**	08:00 / 16:20	GBP	MSEG SW	MSEG.S	No	Yes
NYSE Euronext Paris**	08:00 / 16:30	EUR	MSE FP	MSE.PA	Yes	No
Borsa Italiana (Milano)**	08:00 / 16:30	EUR	MSE IM	MSE.MI	Yes	No
Deutsche Boerse (Xetra)**	08:00 / 19:00	EUR	LYSX GY	MSE.DE	Yes	No
SIX Swiss Exchange**	08:00 / 16:20	EUR	MSE SW	MSE.S	Yes	No
Wiener Borse**	07:55 / 16:35	EUR	MSE AV	FR0007054358.VI	Yes	No
Bolsa de Madrid**	08:00 / 16:30	EUR	MSE SM	MSE.MC	Yes	No
CHI-X EUROPE LIMITED**	08:00 / 16:30	EUR	MSE IX	MSEpa.CHI	Yes	No

* First Listing Place of this share class ** Listing of other share classes

2. Index information

Source: Bloomberg, Lyxor AM, to 30th November 2018

**Index Geographical Allocation****Index Sector Allocation****3. ETF Performances**

	1 Month	3 Months	6 Months	3 Years	5 Years
Lyxor EURO STOXX 50 (DR) UCITS ETF - Daily Hedged to USD - Acc	-0.45%	-5.55%	-4.88%	4.14%	-
Benchmark	-0.44%	-5.54%	-4.84%	3.51%	-
Tracking Difference	-0.01%	-0.01%	-0.04%	0.62%	-
	YTD	2017	2016	2015	
Lyxor EURO STOXX 50 (DR) UCITS ETF - Daily Hedged to USD - Acc	-4.21%	11.23%	4.85%	11.77%	-
Benchmark	-4.54%	11.11%	4.75%	9.84%	-
Tracking Difference	0.34%	0.12%	0.09%	1.93%	-
Tracking Error	-	0.17%	0.23%	0.15%	-

* Since inception, 07/01/2015

Source: Bloomberg, Lyxor AM, to 30th November 2018

The figures relating to [past performances / simulated past performances / past performances and simulated past performances] refer or relate to past periods and are not a reliable indicator of future results. This also applies to historical market data.

Ticker: MSEU LN

Main Fund Characteristics

Ticker	MSEU LN
Fund Type	SICAV
Domiciliation	France
UCITS compliant	Yes
ISIN	FR0012399806
UKFRS	Yes
Replication method	Direct (physical)
Sampling	No
Securities Lending	Yes
Share Class Currency	USD
Inception Date	07/01/2015
Nav per share at inception (USD)	100
Total Expense Ratio p.a	0.20%
Currency risk	No
NAV per Share (USD)	124.86
Share AUM (M USD)	42.19
Total Fund Assets (M USD)	6,912.61
Umbrella (M USD)	22,861.12
Minimum Investment (Share)	1
Income treatment	Capitalisation

Source: Lyxor AM, 30th November 2018

Full name	EURO STOXX 50 Net Return Daily Hedged USD
Exposure	Eurozone
Asset Class	Equity
Index type	Net Total Return
Currency	USD
Index Reuters RIC	-
Index Bloomberg ticker	SX5DU
Further information	www.stoxx.com

Top ten constituents

Total Sa	5.75%
Sap Ag	4.31%
Sanofi	3.97%
Siemens Ag-Reg	3.82%
Allianz Se	3.52%
Linde Plc	3.41%
Unilever Nv-Cva	3.26%
Lvmh Moet Hennessy Louis Vui	2.97%
Banco Santander Sa	2.97%
Asml Holding Nv	2.82%

Performances related to distributing ETF are calculated reinvesting dividends into the ETF performance
Performance gap represents the performance differences between the ETF and the Index
The Tracking Error represents the annualised volatility of the performance differences between the ETF and the benchmark

Changes of benchmark may occur. To compare the track of the ETF with its benchmark, we will use the below indexes:

	From	To
EURO STOXX 50 Net Return Daily Hedged USD	07/01/2015	

Risk Factors

It is important for potential investors to evaluate the risks described below and in the fund prospectus which can be found on www.lyxoretf.com

CAPITAL AT RISK: ETFs are tracking instruments: Their risk profile is similar to a direct investment in the Underlying Index. Investors' capital is fully at risk and investors may not get back the amount originally invested.

REPLICATION RISK: The fund objectives might not be reached due to unexpected events on the underlying markets which will impact the index calculation and the efficient fund replication.

COUNTERPARTY RISK: Investors are exposed to risks resulting from the use of an OTC Swap with Societe Generale. In-line with UCITS guidelines, the exposure to Societe Generale cannot exceed 10% of the total fund assets. Physically replicated ETFs may have counterparty risk resulting from the use of a Securities Lending Programme.

UNDERLYING RISK: The Underlying Index of a Lyxor ETF may be complex and volatile. When investing in commodities, the Underlying Index is calculated with reference to commodity futures contracts exposing the investor to a liquidity risk linked to costs such as cost of carry and transportation. ETFs exposed to Emerging Markets carry a greater risk of potential loss than investment in Developed Markets as they are exposed to a wide range of unpredictable Emerging Market risks.

CURRENCY RISK: ETFs may be exposed to currency risk if the ETF is denominated in a currency different to that of the Underlying Index they are tracking. This means that exchange rate fluctuations could have a negative or positive effect on returns.

LIQUIDITY RISK: Liquidity is provided by registered market-makers on the respective stock exchange where the ETF is listed, including Societe Generale. On-exchange liquidity may be limited as a result of a suspension in the underlying market represented by the Underlying Index tracked by the ETF; a failure in the systems of one of the relevant stock exchanges, Societe Generale or other market-maker systems; or an abnormal trading situation or event.

Investor's Notice

This factsheet is for professional clients only.

This document is for the exclusive use of institutional investors acting on their own account and categorised either as "eligible counterparties" or "professional clients" within the meaning of markets in financial instruments directive 2004/39/ce

This document is of a commercial nature and not of a regulatory nature.

It is each investor's responsibility to ascertain that it is authorised to subscribe, or invest into this product.

Prior to investing in the product, investors should seek independent financial, tax, accounting and legal advice.

Lyxor EURO STOXX 50 (DR) UCITS ETF is an investment company with Variable Capital (SICAV) incorporated under French Law, and approved by the Autorité des marchés financiers (AMF) in accordance with provisions of the Directive 2009/65/EC (the "2009 Directive").

Société Générale and Lyxor International Asset Management (« Lyxor AM »), recommend that investors read carefully the "risk factors" section of the product's prospectus and the "Risk and reward" section of the Key Investor Information Document (KIID). The prospectus in French and the KIID in French are available free of charge on www.lyxoretf.com or upon request to clientservices@lyxor.com.

The attention of investors is drawn to the fact that, the prospectus is only available in English.

Units of a specific UCITS ETF managed by an asset manager and purchased on the secondary market cannot usually be sold directly back to the asset manager itself. Investors must buy and sell units on a secondary market with the assistance of an intermediary (e.g. a stockbroker) and may incur fees for doing so. In addition, investors may pay more than the current net asset value when buying units and may receive less than the current net asset value when selling them. Updated composition of the product's investment portfolio is available on www.lyxoretf.com. In addition, the indicative net asset value is published on the Reuters and Bloomberg pages of the product, and might also be mentioned on the websites of the stock exchanges where the product is listed.

There is no guarantee that the fund's objective will be met. The fund may not always be able to replicate exactly the performance of the index (or indices).

This product includes a risk of capital loss. The redemption value of this product may be less than the amount initially invested. In a worst case scenario, investors could sustain the loss of their entire investment.

The index referred to herein (the "Index") is not sponsored, approved or sold by Société Générale or Lyxor International Asset Management ("Lyxor ETF"). Société Générale, Lyxor ETF shall not assume any responsibility in this respect.

The accuracy, completeness or relevance of the information which has been drawn from external sources is not guaranteed although it is drawn from sources reasonably believed to be reliable.

Subject to any applicable law, Société Générale, Lyxor ETF shall not assume any liability in this respect.

The market information displayed in this document is based on data at a given moment and may change from time to time.

THIS DOCUMENT DOES NOT CONSTITUTE AN OFFER FOR SALE OF SECURITIES IN THE UNITED STATES OF AMERICA. THE PRODUCT HEREIN DESCRIBED WILL NOT BE REGISTERED UNDER THE U.S. SECURITIES ACT OF 1933, AS AMENDED (THE "U.S. SECURITIES ACT") AND MAY NOT BE OFFERED OR SOLD IN THE UNITED STATES OF AMERICA WITHOUT BEING REGISTERED OR BEING EXEMPTED FROM REGISTRATION UNDER THE U.S. SECURITIES ACT.

This factsheet is issued by Lyxor International Asset Management (Lyxor ETF), société par actions simplifiée having its registered office at Tours Société Générale, 17 cours Valmy, 92800 Puteaux (France), 418 862 215 RCS Nanterre, is authorized and regulated by the Autorité des Marchés Financiers (AMF) under the UCITS Directive and the AIFM Directive (2011/31/EU). Lyxor ETF is represented in the UK by Lyxor Asset Management UK LLP, which is authorised and regulated by the Financial Conduct Authority in the UK under Registration Number 435658.