

Lyxor UCITS ETF EuroMTS 3-5Y IG (DR)

1. Fund Information

Investment objective

The LYXOR EUROMTS 3-5Y INVESTMENT GRADE (DR) UCITS ETF is a UCITS compliant exchange traded fund that aims to track the benchmark index MTS Mid Price Investment Grade Eurozone Government Bond 3-5Y.

The MTS Mid Price Investment Grade Eurozone Government Bond 3-5Y Index measures the performance of the Eurozone's largest and most widely traded 3-5Y government bonds which have at least two investment grade ratings from the three main credit ratings agencies. The index is denominated in Euro.

Lyxor ETFs are efficient investment vehicles listed on exchange that offer transparent, liquid and low-cost exposure to the underlying benchmark index.

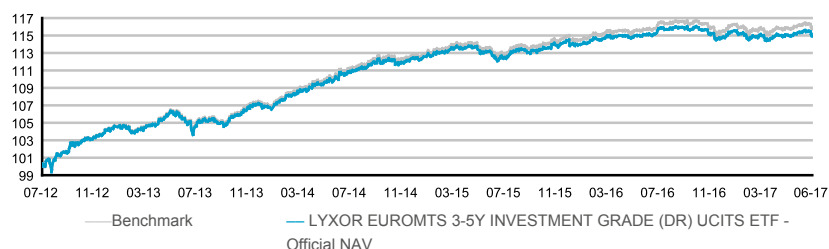
Trading Information

Place	Opening Hours (GMT)	Currency	Ticker Bloomberg	RIC Reuters	Distribution
NYSE Euronext Paris*	08:00 / 16:30	EUR	MTB FP	MTB.PA	No
Borsa Italiana (Milano)	08:00 / 16:30	EUR	EM35 IM	EM35.MI	No
Deutsche Boerse (Xetra)	08:00 / 19:00	EUR	LYQ3 GY	LYQ3.DE	No
SIX Swiss Exchange	08:00 / 16:20	EUR	LYMTB SW	LYMTB.S	No

* First Listing Place of this share class

2. Index information

Source : Bloomberg , Lyxor AM , to Jun 30, 2017



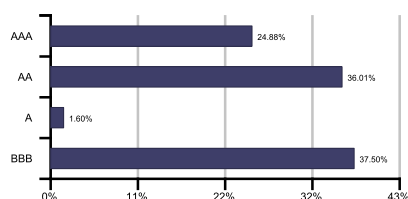
Top ten constituents

Btps 4 09/01/20	12.78%	Dbr 2 1/2 01/04/21	9.64%
Btps 3 3/4 03/01/21	12.49%	Spbg 5 1/2 04/30/21	7.04%
Ftrtr 3 04/25/22	12.48%	Spbg 4.85 10/31/20	5.20%
Ftrtr 3 3/4 04/25/21	11.57%	Bgb 3 3/4 09/28/20	3.09%
Dbr 2 01/04/22	10.12%	Bgb 4 1/4 09/28/21	2.83%

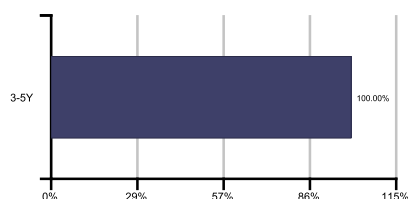
Number of index constituents

18

Rating breakdown



Maturity breakdown



3. ETF Performances

	1 Month	3 Months	6 Months	3 Years	5 Years
Lyxor UCITS ETF EuroMTS 3-5Y IG (DR)	-0.42%	0.08%	-0.52%	3.63%	15.40%
Benchmark	-0.41%	0.15%	-0.42%	4.05%	16.24%
Tracking Difference	-0.01%	-0.06%	-0.09%	-0.42%	-0.84%

	YTD	2016	2015	2014	2013
Lyxor UCITS ETF EuroMTS 3-5Y IG (DR)	-0.52%	1.32%	1.14%	5.60%	2.10%
Benchmark	-0.42%	1.49%	1.30%	5.67%	2.27%
Tracking Difference	-0.09%	-0.17%	-0.16%	-0.06%	-0.17%
Tracking Error	-	0.01%	0.01%	0.05%	0.00%

Source : Bloomberg , Lyxor AM , to Jun 30, 2017

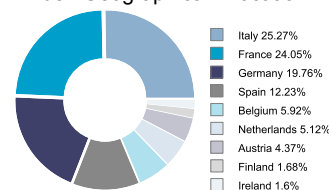
The figures relating to [past performances / simulated past performances / past performances and simulated past performances] refer or relate to past periods and are not a reliable indicator of future results. This also applies to historical market data.

Main Fund Characteristics

Ticker	MTB FP
Fund Type	SICAV
Domiciliation	France
UCITS compliant	Yes
ISIN	FR0010037234
UKFRS	Yes
Replication method	Pure replication
Sampling	No
Securities Lending	No
Share Class Currency	EUR
Inception Date	28/01/2004
Nav per share at inception (EUR)	100
Total Expense Ratio p.a	0.165%
Currency risk	No
NAV per Share (EUR)	152.67
Share AUM (M EUR)	1,087.53
Total Fund Assets (M EUR)	1,087.53
Umbrella (M EUR)	9,571.15
Minimum Investment (Share)	1
Income treatment	Capitalisation
Source: Lyxor AM, Jun 30, 2017	

Full name :	MTS Mid Price InvG Ex-CNO Etrix 3-5 yrs EUR
Exposure :	Eurozone
Asset Class :	Fixed Income
Index type :	Gross Total Return
Currency :	EUR
Index Reuters RIC :	-
Index Bloomberg ticker :	FMMPIEB5
Further information :	-
Coupon Rate (%) :	3.51
Yield (%) :	-0.10
Duration (Years) :	3.62
Modified Duration :	3.62
Maturity (Years) :	3.83
Convexity (%) :	17.53

Index Geographical Allocation



Performances related to distributing ETF are calculated reinvesting dividends into the ETF performance. Performance gap represents the performance differences between the ETF and the index. The Tracking Error represents the annualised volatility of the performance differences between the ETF and the benchmark.

Changes of benchmark may occur. To compare the track of the ETF with its benchmark, we will use the below indexes:

	From	To
EuroMTS 3-5Y	28/01/2004	06/06/2011
EuroMTS 3-5 Y	06/06/2011	15/02/2012
EuroMTS Investment Grade 3-5Y	15/02/2012	14/11/2014
MTS Mid Price InvG Ex-CNO Etrix 3-5 yrs EUR	14/11/2014	

Risk Factors

It is important for potential investors to evaluate the risks described below and in the fund prospectus which can be found on www.lyxoretf.com

CAPITAL AT RISK: ETFs are tracking instruments: Their risk profile is similar to a direct investment in the Underlying Index. Investors' capital is fully at risk and investors may not get back the amount originally invested.

REPLICATION RISK: The fund objectives might not be reached due to unexpected events on the underlying markets which will impact the index calculation and the efficient fund replication.

UNDERLYING RISK: The Underlying Index of a Lyxor ETF may be complex and volatile. When investing in commodities, the Underlying Index is calculated with reference to commodity futures contracts exposing the investor to a liquidity risk linked to costs such as cost of carry and transportation. ETFs exposed to Emerging Markets carry a greater risk of potential loss than investment in Developed Markets as they are exposed to a wide range of unpredictable Emerging Market risks.

CURRENCY RISK: ETFs may be exposed to currency risk if the ETF is denominated in a currency different to that of the Underlying Index they are tracking. This means that exchange rate fluctuations could have a negative or positive effect on returns.

LIQUIDITY RISK: Liquidity is provided by registered market-makers on the respective stock exchange where the ETF is listed, including Societe Generale. On-exchange liquidity may be limited as a result of a suspension in the underlying market represented by the Underlying Index tracked by the ETF; a failure in the systems of one of the relevant stock exchanges, Societe Generale or other market-maker systems; or an abnormal trading situation or event.

Investor's Notice

This factsheet is for professional clients only.

This document is of a commercial nature and not of a regulatory nature.

It is each investor's responsibility to ascertain that it is authorised to subscribe, or invest into this product. Prior to investing in the product, investors should seek independent financial, tax, accounting and legal advice.

LYXOR EUROMTS 3-5Y INVESTMENT GRADE (DR) UCITS ETF is an investment company with Variable Capital (SICAV) incorporated under French Law, and approved by the Autorité des marchés financiers (AMF) in accordance with provisions of the Directive 2009/65/EC (the "2009 Directive").

Société Générale and Lyxor International Asset Management (« Lyxor AM »), recommend that investors read carefully the "risk factors" section of the product's prospectus and the "Risk and reward" section of the Key Investor Information Document (KIID). The prospectus in French and the KIID in French are available free of charge on www.lyxoretf.com or upon request to client-services@lyxor.com.

Units of a specific UCITS ETF managed by an asset manager and purchased on the secondary market cannot usually be sold directly back to the asset manager itself. Investors must buy and sell units on a secondary market with the assistance of an intermediary (e.g. a stockbroker) and may incur fees for doing so. In addition, investors may pay more than the current net asset value when buying units and may receive less than the current net asset value when selling them.

Updated composition of the product's investment portfolio is available on www.lyxoretf.com. In addition, the indicative net asset value is published on the Reuters and Bloomberg pages of the product, and might also be mentioned on the websites of the stock exchanges where the product is listed.

There is no guarantee that the fund's objective will be met. The fund may not always be able to replicate exactly the performance of the index (or indices).

This product includes a risk of capital loss. The redemption value of this product may be less than the amount initially invested. In a worst case scenario, investors could sustain the loss of their entire investment.

The index referred to herein (the "Index") is not sponsored, approved or sold by Société Générale, Lyxor AM. Société Générale, Lyxor AM shall not assume any responsibility in this respect.

The accuracy, completeness or relevance of the information which has been drawn from external sources is not guaranteed although it is drawn from sources reasonably believed to be reliable.

Subject to any applicable law, Société Générale, Lyxor AM shall not assume any liability in this respect.

The market information displayed in this document is based on data at a given moment and may change from time to time.

THIS DOCUMENT DOES NOT CONSTITUTE AN OFFER FOR SALE OF SECURITIES IN THE UNITED STATES OF AMERICA. THE PRODUCT HEREIN DESCRIBED WILL NOT BE REGISTERED UNDER THE U.S. SECURITIES ACT OF 1933, AS AMENDED (THE "U.S. SECURITIES ACT") AND MAY NOT BE OFFERED OR SOLD IN THE UNITED STATES OF AMERICA WITHOUT BEING REGISTERED OR BEING EXEMPTED FROM REGISTRATION UNDER THE U.S. SECURITIES ACT.

This factsheet is issued by Lyxor Asset Management (Lyxor AM), société anonyme à directoire et conseil de surveillance having its registered office at 17 cours Valmy, 92800 Puteaux (France), 418 862 215 RCS Nanterre, authorized and regulated by the Autorité des marchés financiers (AMF). Lyxor AM is represented in the UK by Lyxor Asset Management UK LLP, which is authorized and regulated by Financial Conduct Authority in the UK.

This document is issued by the London Branch of Societe Generale. Societe Generale is a French credit institution (bank) authorised and supervised by the Autorité de Contrôle Prudentiel (the French Prudential Control Authority) and subject to limited regulation by the Financial Conduct Authority and Prudential Regulation Authority. Details about the extent of our authorisation and regulation by the Prudential Regulation Authority, and regulation by the Financial Conduct Authority are available from us on request.