

IMPORTANT INFORMATION ON RISK FACTORS, PLEASE REFER TO PAGE 2

Lyxor UCITS ETF FTSE MIB

I. Fund Information

Ticker: MIBX LN

Investment objective

The LYXOR UCITS ETF FTSE MIB is a UCITS compliant exchange traded fund that aims to track the benchmark index FTSE MIB Net TR.

The FTSE MIB Index is the primary benchmark index for the Italian equity market. Capturing approximately 80% of the domestic market capitalisation, the FTSE MIB Index measures the performance of the 40 most liquid and capitalised Italian shares and seeks to replicate the broad sector weights of the Italian stock market. Lyxor ETFs are efficient investment vehicles listed on exchange that offer transparent, liquid and low-cost exposure to the underlying benchmark index.

Trading Information

Place	Opening Hours (GMT)	Currency	Ticker Bloomberg	RIC Reuters	Distribution
LSE	08:00 / 16:30	GBP	MIBX LN	MIBX.L	Yes
Borsa Italiana (Milano)*	08:00 / 16:30	EUR	ETFMIB IM	ETFMIB.MI	Yes
NYSE Euronext Paris	08:00 / 16:30	EUR	MIB FP	LYMIB.PA	Yes

* First Listing Place of this share class

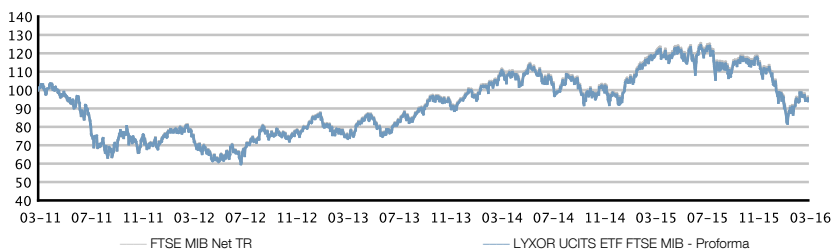
Main Fund Characteristics

Ticker	MIBX LN
Fund Type	French FCP
Domiciliation	France
UCITS compliant	Yes
ISIN	FR0010010827
UKFRS	Yes
Replication method	Indirect (Swap Based)
Securities Lending	No
Full ownership of fund assets	Yes
Share Class Currency	EUR
Inception Date	03/08/2001
Nav per share at inception (EUR)	26.33
Total Expense Ratio p.a	0.35%
Currency risk	Yes
NAV per Share (EUR)	17.89
Share AUM (M EUR)	900.28
Total Fund Assets (M EUR)	900.28
Umbrella (M EUR)	-
Minimum Investment (Share)	1
Income treatment	Distribution
Date if distribution	July & December
Last Amount (EUR)	0.11

Source: Lyxor AM, Mar 31, 2016

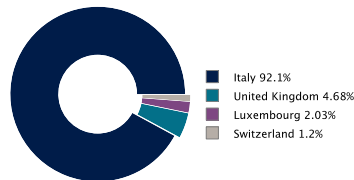
II. Index information

Source : Bloomberg , Lyxor AM , to Mar 31, 2016

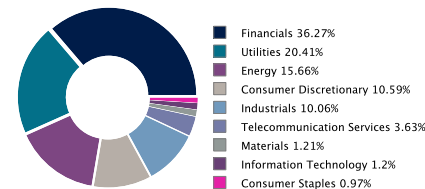


Full name :	FTSE MIB Net TR
Exposure :	Eurozone
Asset Class :	Equity
Index type :	Net Total Return
Currency :	EUR
Index Reuters RIC :	.TRIFTSEMIBN
Index Bloomberg ticker :	FTSEMIBN
Further information :	www.standardandpoors.com

Index Geographical Allocation



Index Sector Allocation



Top ten constituents

Eni Spa	12.84%
Enel Spa	11.63%
Intesa Sanpaolo	11.48%
Assicurazioni Generali	6.44%
Unicredit Spa	6.08%
Snam Spa	5.28%
Atlantia Spa	4.56%
Tel Ita	3.63%
Luxottica Group Spa	3.38%
Terna Spa	2.80%

III. ETF Performances

	1 Month	3 Months	6 Months	3 Years	5 Years
Lyxor UCITS ETF FTSE MIB	2.81%	-15.43%	-14.83%	26.01%	-5.12%
Lyxor UCITS ETF FTSE MIB - Proforma	2.81%	-15.43%	-14.83%	26.01%	-6.01%
FTSE MIB Net TR	2.82%	-15.40%	-14.79%	26.42%	-5.06%
Tracking Difference	-0.01%	-0.03%	-0.05%	-0.40%	-0.95%

	YTD	2015	2014	2013	2012
Lyxor UCITS ETF FTSE MIB	-15.43%	14.89%	2.19%	19.58%	11.25%
Lyxor UCITS ETF FTSE MIB - Proforma	-15.43%	14.89%	2.19%	19.58%	11.26%
FTSE MIB Net TR	-15.40%	14.97%	2.37%	19.70%	11.30%
Tracking Difference	-0.03%	-0.08%	-0.18%	-0.12%	-0.04%
Tracking Error	-	0.14%	0.07%	0.06%	0.11%

Source: Bloomberg, Lyxor AM, to Mar 31, 2016

The figures relating to [past performances / simulated past performances / past performances and simulated past performances] refer or relate to past periods and are not a reliable indicator of future results. This also applies to historical market data.

Performances related to distributing ETF are calculated reinvesting dividends into the ETF performance
Pro Forma NAV: NAV calculated when using the current benchmark as the unique benchmark since inception
Performance gap represents the performance differences between the ETF Pro forma and the Index
The Tracking Error represents the annualised volatility of the performance differences between the ETF and the benchmark

Changes of benchmark may occur. To compare the track of the ETF with its benchmark, we will use the below indexes:

	From	To
MIB 30 Index (Not Quoted)	20/07/2001	08/09/2003
FTSE MIB	08/09/2003	21/03/2012
FTSE MIB Net TR	21/03/2012	

Risk Factors

It is important for potential investors to evaluate the risks described below and in the fund prospectus which can be found on www.lyxoretf.com

CAPITAL AT RISK: ETFs are tracking instruments: Their risk profile is similar to a direct investment in the Underlying Index. Investors' capital is fully at risk and investors may not get back the amount originally invested.

REPLICATION RISK: The fund objectives might not be reached due to unexpected events on the underlying markets which will impact the index calculation and the efficient fund replication.

COUNTERPARTY RISK: Investors are exposed to risks resulting from the use of an OTC Swap with Societe Generale. In-line with UCITS guidelines, the exposure to Societe Generale cannot exceed 10% of the total fund assets.

UNDERLYING RISK: The Underlying Index of a Lyxor ETF may be complex and volatile. When investing in commodities, the Underlying Index is calculated with reference to commodity futures contracts exposing the investor to a liquidity risk linked to costs such as cost of carry and transportation. ETFs exposed to Emerging Markets carry a greater risk of potential loss than investment in Developed Markets as they are exposed to a wide range of unpredictable Emerging Market risks.

CURRENCY RISK: ETFs may be exposed to currency risk if the ETF is denominated in a currency different to that of the Underlying Index they are tracking. This means that exchange rate fluctuations could have a negative or positive effect on returns.

LIQUIDITY RISK: Liquidity is provided by registered market-makers on the respective stock exchange where the ETF is listed, including Societe Generale. On-exchange liquidity may be limited as a result of a suspension in the underlying market represented by the Underlying Index tracked by the ETF; a failure in the systems of one of the relevant stock exchanges, Societe Generale or other market-maker systems; or an abnormal trading situation or event.

Investor's Notice

This factsheet is for professional clients only.

This document is of a commercial nature and not of a regulatory nature.

It is each investor's responsibility to ascertain that it is authorised to subscribe, or invest into this product.

Prior to investing in the product, investors should seek independent financial, tax, accounting and legal advice.

LYXOR UCITS ETF FTSE MIB is a *Fonds commun de placement* (French mutual fund), approved by the Autorité des marchés financiers (AMF) in accordance with provisions of the Directive 2009/65/EC (the "2009 Directive").

Société Générale et Lyxor International Asset Management (« Lyxor AM »), recommend that investors read carefully the "risk factors" section of the product's prospectus and the "Risk and reward" section of the Key Investor Information Document (KIID). The prospectus in French and the KIID in French are available free of charge on www.lyxoretf.com or upon request to client-services@lyxor.com.

Units of a specific UCITS ETF managed by an asset manager and purchased on the secondary market cannot usually be sold directly back to the asset manager itself. Investors must buy and sell units on a secondary market with the assistance of an intermediary (e.g. a stockbroker) and may incur fees for doing so. In addition, investors may pay more than the current net asset value when buying units and may receive less than the current net asset value when selling them.

Updated composition of the product's investment portfolio is available on www.lyxoretf.com. In addition, the indicative net asset value is published on the Reuters and Bloomberg pages of the product, and might also be mentioned on the websites of the stock exchanges where the product is listed.

There is no guarantee that the fund's objective will be met. The fund may not always be able to replicate exactly the performance of the index (or indices).

This product includes a risk of capital loss. The redemption value of this product may be less than the amount initially invested. In a worst case scenario, investors could sustain the loss of their entire investment.

The index referred to herein (the "Index") is not sponsored, approved or sold by Société Générale, Lyxor AM. Société Générale, Lyxor AM shall not assume any responsibility in this respect.

The accuracy, completeness or relevance of the information which has been drawn from external sources is not guaranteed although it is drawn from sources reasonably believed to be reliable. Subject to any applicable law, Société Générale, Lyxor AM shall not assume any liability in this respect.

The market information displayed in this document is based on data at a given moment and may change from time to time.

This document does not constitute an offer for sale of securities in the United States of America. The product herein described will not be registered under the U.S. Securities Act of 1933, as amended (the "U.S. Securities Act") and may not be offered or sold in the United States of America without being registered or being exempted from registration under the U.S. Securities Act.

This factsheet is issued by Lyxor Asset Management (Lyxor AM), société anonyme à directoire et conseil de surveillance having its registered office at 17 cours Valmy, 92800 Puteaux (France), 418 862 215 RCS Nanterre, authorized and regulated by the Autorité des marchés financiers (AMF). Lyxor AM is represented in the UK by Lyxor Asset Management UK LLP, which is authorized and regulated by Financial Conduct Authority in the UK.

This document is issued by the London Branch of Societe Generale. Societe Generale is a French credit institution (bank) authorised and supervised by the Autorite de Contrôle Prudentiel (the French Prudential Control Authority)* and subject to limited regulation by the Financial Conduct Authority and Prudential Regulation Authority. Details about the extent of our authorisation and regulation by the Prudential Regulation Authority, and regulation by the Financial Conduct Authority are available from us on request.