



Invesco Global Buyback Achievers UCITS ETF

31 July 2018

This document is directed at Professional Clients in the UK and Professional Clients and Financial Advisers in Austria, Finland, France, Germany, Italy, Luxembourg, the Netherlands, Norway, Sweden and Qualified Investors in Switzerland only and is not for consumer use.

ETF information	
Umbrella fund	Invesco Markets III plc
Fund manager	Invesco Global Asset Management DAC
Investment manager	Invesco Capital Management LLC
Custodian	BNY Mellon Trust Company (Ireland) Limited
Inception date	24-Oct-2014
Ongoing charges ¹	0.39% p.a.
Income treatment	Distributing
Dividend schedule	Quarterly
UCITS compliant	Yes
Domicile	Ireland
UK reporting status	Yes
Investment method	Physical replication
Replication method	Full replication
Currency hedged	No
Total net assets	USD 113.13m
NAV per share	USD 34.28
Number of holdings	170
Historic Yield ²	1.30%
Shares in issue	3,300,001
Financial year end	30 September
Base currency	USD
EU savings directive	Out of scope
ISIN	IE00BLSNMW37
WKN	A114UD
SEDOL (USD/GBP)	BM4NQQ6/ BLZHC17
VALOREN	24464708
Registrations for public distribution	AT,CH,DE,FI,FR,IT,LU,NL,NO,SE,UK
Benchmark index	NASDAQ Global Buyback Achievers Net Total Return Index

Investment objective

The Invesco Global Buyback Achievers UCITS ETF aims to provide investors with investment results which, before expenses, correspond to the price and yield performance of the NASDAQ Global Buyback Achievers Net Total Return Index (a float modified market capitalization weighted index) in US dollar terms by holding, as far as practicable, all of the Index's constituents in their respective weighting. The portfolio follows the index's semi-annual evaluation and quarterly rebalance. Please note that, prior to 29 May 2018, the name of this product was PowerShares Global Buyback Achievers UCITS ETF.

Benchmark index description

The NASDAQ Global Buyback Achievers™ Index is comprised of securities from the NASDAQ US Buyback Achievers™ Index (comprised of corporations that have effected a net reduction in shares outstanding of 5% or more in the trailing twelve months) and from the NASDAQ International Buyback Achievers™ Index (comprised of corporations that have effected a net reduction in shares outstanding of 5% or more in their latest fiscal year).

ETF NAV performance (%)

Cumulative performance

	3 months	1 year	3 years	5 years	Since inception
Invesco Global Buyback Achievers UCITS ETF	1.40	7.05	28.12	-	44.40
NASDAQ Global Buyback Achievers NTR Index	1.45	7.35	29.34	-	46.25
MSCI AC World Net TR	2.59	10.97	29.32	-	37.06

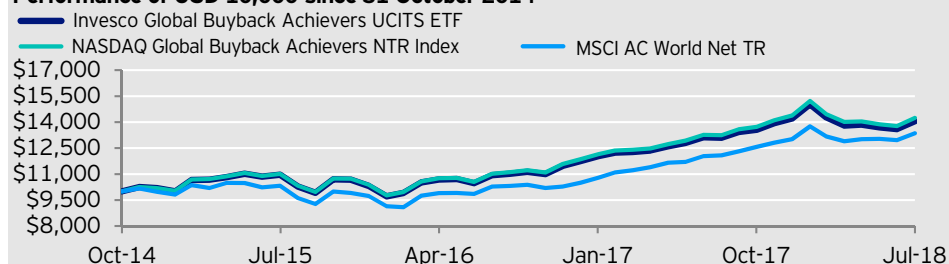
Annual performance

	2017	2016	2015	2014	2013
Invesco Global Buyback Achievers UCITS ETF	20.89	13.84	1.32	-	-
NASDAQ Global Buyback Achievers NTR Index	21.24	14.30	1.82	-	-
MSCI AC World Net TR	23.97	7.86	-2.36	-	-

Standardised rolling 12 month performance

	31.07.17 31.07.18	31.07.16 31.07.17	31.07.15 31.07.16	31.07.14 31.07.15	31.07.13 31.07.14
Invesco Global Buyback Achievers UCITS ETF	7.05	20.02	-0.28	-	-
NASDAQ Global Buyback Achievers NTR Index	7.35	20.43	0.05	-	-
MSCI AC World Net TR	10.97	17.06	-0.44	-	-

Performance of USD 10,000 since 31 October 2014



Past performance is not a guide to future returns. Source: Invesco, Bloomberg L.P., FactSet. ETF performance shown is calculated with reference to the Net Asset Value, inclusive of net reinvested income and net of ongoing charges and portfolio transaction costs, in USD. The figures do not reflect the actual share price, the impact of the bid/offer spread or broker commissions.

ETF NAV performance differs from that of the index due to the ongoing charges and portfolio transaction costs and due to the fact that the ETF does not necessarily always hold all the securities in the index in their respective weighting.

Trading information								
Stock Exchange	Exchange code	Trading currency	Bloomberg ticker	Bloomberg iNAV	Reuters RIC	Trading hours (Local time)	Minimum investment	Settlement
Borsa Italiana	BUYB	EUR	BUYB IM	IBUYB	BUYB.MI	09:00 - 17:30	1 share	t+2
Deutsche Börse (XETRA)	BBCK	EUR	BBCK GY	IBUYB	BBCK.DE	09:00 - 17:30	1 share	t+2
Euronext Paris	BUYB	EUR	BUYB FP	IBUYB	BUYB.PA	09:00 - 17:30	1 share	t+2
London Stock Exchange	SBUY	GBP	SBUY LN	N/A	SBUY.L	08:00 - 16:30	1 share	t+2
London Stock Exchange	BUYB	USD	BUYB LN	N/A	BUYB.L	08:00 - 16:30	1 share	t+2
SIX Swiss Exchange	BUYB	USD	BUYB SW	IBUYB	BUYB.S	09:00 - 17:30	1 share	t+2

Invesco Global Buyback Achievers UCITS ETF

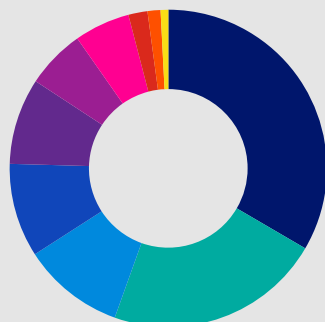
31 July 2018

Top 10 ETF holdings (%)

Name	Weight
Walt Disney	5.59
SoftBank	5.57
Citi	5.27
Procter & Gamble	5.05
Vivendi	4.58
Nissan Motor	3.90
Goldman Sachs	3.19
American Express	3.03
CVS Caremark	2.28
Dollarama	2.21

Please see etf.invesco.com for ETF holdings information. Holdings are subject to change.

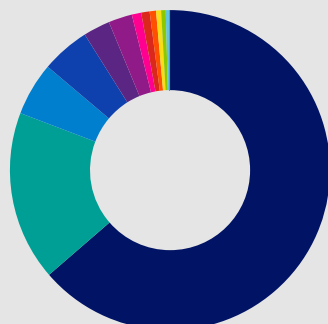
ETF sector allocation



Consumer Discretionary	33.38%
Financials	22.05%
Industrials	10.40%
Consumer Staples	9.55%
Health Care	8.79%
Telecommunication Services	6.02%
Information Technology	5.67%
Materials	1.95%
Energy	1.32%
Real Estate	0.77%

Source: Invesco, as at 31 July 2018

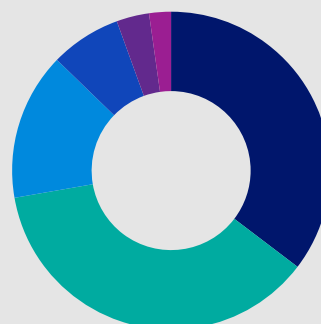
ETF country allocation



United States	63.58%
Japan	17.13%
Canada	5.38%
France	4.88%
Denmark	2.71%
Australia	2.40%
Germany	0.94%
South Korea	0.85%
South Africa	0.64%
Taiwan	0.52%
Sweden	0.45%
United Kingdom	0.35%
Netherlands	0.07%
Turkey	0.02%

Source: Invesco, as at 31 July 2018

Market cap & style associations



Large-Cap Growth	35.06%
Large-Cap Value	36.60%
Mid-Cap Growth	14.87%
Mid-Cap Value	7.13%
Small-Cap Growth	3.30%
Small-Cap Value	2.21%

Source: Invesco, as at 31 July 2018



Any reference to an award provides no guarantee for future performance results and is not constant over time.

Contact us

etf.invesco.com

Capital Markets

+44 20 70653 0109

Telephone calls may be recorded.

Professional Clients

Austria:	+43 1 316 200
Finland, Norway & Sweden:	+44 20 8538 4906
France:	+33 1 56 62 44 09
Germany:	+49 89 20 606 161
Italy:	+39 02 88 0741
The Netherlands:	+31 20 561 6262
Switzerland:	+41 44 287 9003
UK:	+44 20 3753 0897

Risk warnings

The value of investments and any income will fluctuate (this may partly be the result of exchange rate fluctuations) and investors may not get back the full amount invested.

Important information

This document is directed at Professional Clients in the UK and Professional Clients and Financial Advisers in Austria, Finland, France, Germany, Italy, Luxembourg, the Netherlands, Norway, Sweden and Qualified Investors in Switzerland only and is not for consumer use. This document is marketing material and is not intended as a recommendation to invest in any particular asset class, security or strategy. Regulatory requirements that require impartiality of investment/investment strategy recommendations are therefore not applicable nor are any prohibitions to trade before publication. The information provided is for illustrative purposes only, it should not be relied upon as recommendations to buy or sell securities.

¹ The ongoing charges figure is based on annualised expenses. It excludes portfolio transaction costs.

² The Historic Yield reflects the distributions declared over the past twelve months as a percentage of the NAV at the beginning of the next period. Investors may be subject to tax on their distributions.

The performance shown does not take account of the commissions and costs incurred on the issue and redemption of units.

By accepting this document, you consent to communicate with us in English, unless you inform us otherwise. Where individuals or the business have expressed opinions, they are based on current market conditions, they may differ from those of other investment professionals and are subject to change without notice. The distribution and the offering of the ETF in certain jurisdictions may be restricted by law. Persons into whose possession this document may come are required to inform themselves about and to comply with any relevant restrictions. This does not constitute an offer or solicitation by anyone in any jurisdiction in which such an offer is not authorised or to any person to whom it is unlawful to make such an offer or solicitation. Persons interested in acquiring the ETF should inform themselves as to (i) the legal requirements in the countries of their nationality, residence, ordinary residence or domicile: (ii) any foreign exchange controls: and (iii) tax consequences which might be relevant.

Restricted Investors

The ETF's shares are neither registered for public distribution, nor listed on any exchange, in jurisdictions in Continental Europe other than in Austria, Finland, France, Germany, Italy, Luxembourg, the Netherlands, Norway, Sweden as well as Switzerland. As a consequence, this ETF's shares may not be offered or distributed by way of public advertisement or public offer in other jurisdictions in Continental Europe. The ETF's shares may only be offered and the Key Investor Information Document, Prospectus and marketing materials on the ETF may only be distributed in other jurisdictions in Continental Europe, without public solicitation and in compliance with the private placement rules or equivalent exemption set forth in the laws, rules and regulations of the jurisdictions concerned. Any resale of the ETF in these countries may only be made in accordance with the relevant applicable laws governing the sale and offering of financial products.

Any investment in an ETF should be made on the basis of the relevant Prospectus and Key Investor Information Documents, including consideration of the investment objective, risks, charges and expenses. Further information on the ETF, including the Prospectus, Key Investor Information Documents and Supplements available at etf.invesco.com. This document is intended for information purposes in regard to the existence and potential benefits of investing in an ETF. However, it is not intended to provide specific investment advice including, without limitation, investment, financial, legal, accounting or tax advice, or to make any recommendations about the suitability of an ETF for the circumstances of any particular investor. You should take appropriate advice as to any securities, taxation or other legislation affecting you prior to investment.

The NASDAQ Global Buyback Achievers™ Net Total Return Index is a trademark of The NASDAQ OMX Group, Inc. and is licensed for use by Invesco PowerShares Capital Management LLC in connection with the Invesco Global Buyback Achievers UCITS ETF ("the ETF"). The ETF is not sponsored or endorsed by The NASDAQ OMX Group, Inc. and The NASDAQ OMX Group, Inc. makes no warranty or representation as to the accuracy and/or completeness of the Index or results to be obtained by any person from use of the Index or the trading of the ETF.

This document is issued **in Austria** by Invesco Asset Management Österreich - Zweigniederlassung der Invesco Asset Management Deutschland GmbH, Rotenturmstrasse 16-18, 1010 Wien, **in Finland, France, Luxembourg and Norway** by Invesco Asset Management S.A., 18, rue de Londres, 75009 Paris, authorised and regulated by the Autorité des marchés financiers in France, **in Germany** by Invesco Asset Management Deutschland GmbH, An der Welle 5, 60322-Frankfurt/M., **in Italy** by Invesco Asset Management SA Sede Secondaria, Via Bocchetto 6, 20123 Milan, **in the Netherlands** by Invesco Asset Management S.A. Dutch Branch, Vinoly Building, Claude Debussylaan 26, 1082 MD, Amsterdam, **in Sweden** by Invesco Asset Management SA, Swedish Filial, Stureplan 4c, 4th Floor 114 35 Stockholm, and **in Switzerland** by Invesco Asset Management (Schweiz) AG. Subscriptions of shares are only accepted on the basis of the most up to date legal offering documents. The legal offering documents (fund & share class specific Key Investor Information Document, prospectus, annual & semi-annual reports, articles and trustee deed) are available free of charge on our website and local language from the representative for the funds distributed in Switzerland, Invesco Asset Management (Schweiz) AG, Talacker 34, CH-8001 Zurich. Paying agent for the funds distributed in Switzerland: BNP PARIBAS SECURITIES SERVICES, Paris, succursale de Zurich, Selnastrasse 16, CH-8002 Zurich. Issued and distributed **in the UK**, on behalf of Invesco, by Invesco Asset Management Limited, Perpetual Park, Perpetual Park Drive, Henley-on-Thames, Oxfordshire RG9 1HH, UK. Authorised and regulated by the Financial Conduct Authority.