



PowerShares Global Buyback Achievers UCITS ETF

30 September 2015

This document is directed at Professional Clients in the UK and Professional Clients and Financial Advisers in Austria, France, Germany, Italy, the Netherlands, and Qualified Investors in Switzerland only and is not for consumer use.

Fund information	
Umbrella fund	PowerShares Global Funds Ireland PLC
Fund manager	Invesco Global Asset Management Ltd.
Investment manager	Invesco PowerShares Capital Management LLC
Custodian	BNY Mellon Trust Company (Ireland) Limited
Inception date	24-Oct-2014
Ongoing charges ¹	0.39% p.a.
Income treatment	Distributing
Dividend schedule	Quarterly
UCITS compliant	Yes
Domicile	Ireland
UK reporting status	Yes
Investment method	Physical replication
Replication method	Full replication
Currency hedged	No
Total net assets	US\$ 103.35m
NAV per share	US\$ 25.21
Number of index constituents	231
Shares in issue	4,100,001
Financial year end	30 September
Base currency	US\$
EU savings directive	Out of scope
ISIN	IE00BLSNMW37
WKN	A114UD
SEDOL (US\$/GBp)	BM4NQQ6/BLZHC17
VALOREN	24'464'708
Registrations for public distribution	AT, CH, DE, FR, IT, NL, UK
Benchmark index	NASDAQ Global Buyback Achievers Net Total Return Index

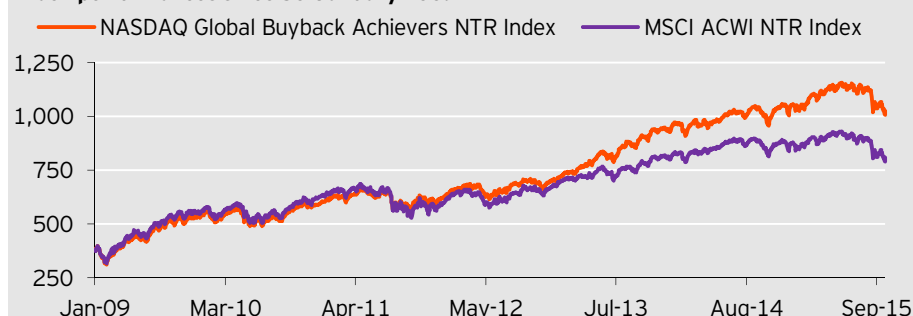
Investment objective

The PowerShares Global Buyback Achievers UCITS ETF aims to provide investors with investment results which, before expenses, correspond to the price and yield performance of the NASDAQ Global Buyback Achievers Net Total Return Index (a float modified market capitalization weighted index) in US dollar terms by holding, as far as practicable, all of the Index's constituents in their respective weighting. The portfolio follows the index's semi-annual evaluation and quarterly rebalance.

Benchmark index description

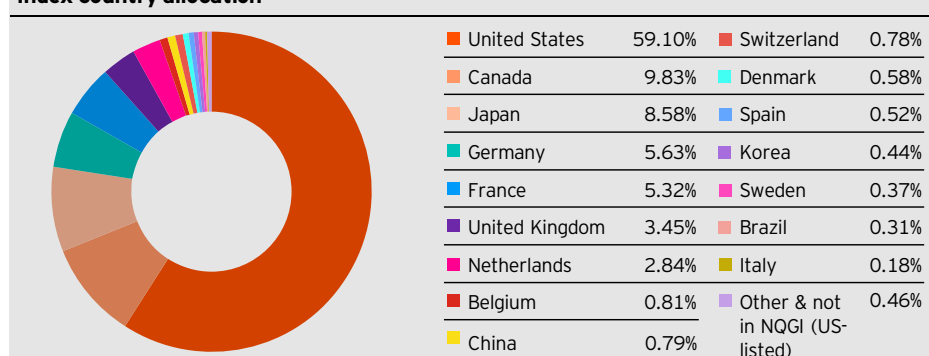
The NASDAQ Global Buyback Achievers™ Index is comprised of securities from the NASDAQ US Buyback Achievers™ Index (comprised of corporations that have effected a net reduction in shares outstanding of 5% or more in the trailing twelve months) and from the NASDAQ International BuyBack Achievers™ Index (comprised of corporations that have effected a net reduction in shares outstanding of 5% or more in their latest fiscal year). The index began on 11 August 2014 at a base value of 1000.

Index performances since 30 January 2009



Past and backtested performance is not a guide to future returns. Source: Bloomberg L.P., FactSet. Investors cannot invest in an index directly. The NASDAQ Global Buyback Achievers Index returns represent backtested performance for the period 30 January 2009 to 8 August 2014 and actual performance from 11 August 2014, based on rules used in the creation of the index. Backtested performance does not represent actual performance and should not be interpreted as an indication of such performance; it is provided for illustration purposes only. Backtested performance has certain inherent limitations. For example, it ignores certain factors such as the trade timing, security liquidity and the fact that economic and market conditions in the future may differ significantly from those of the past. Accordingly, backtested performance is not a guide or an indicator of future returns.

Index country allocation



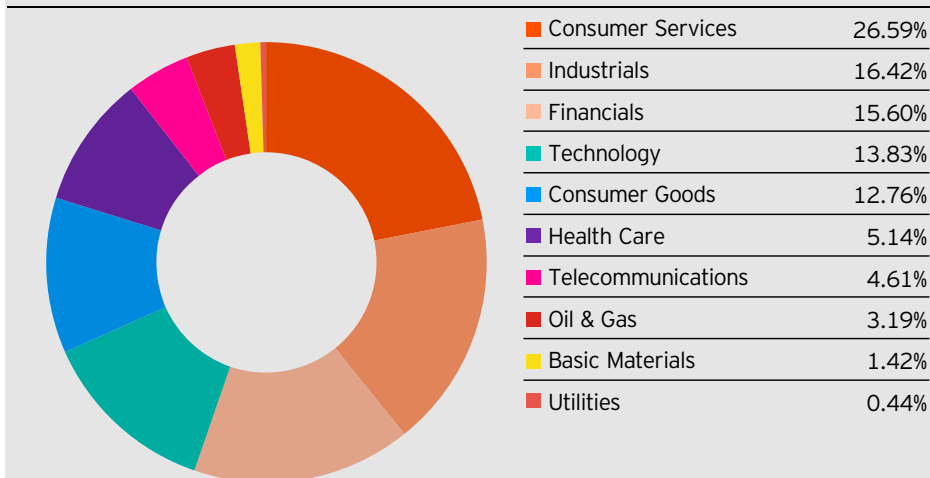
Source: NASDAQ Global Indexes Research, as at 30 Sept. 2015

Trading information								
Stock Exchange	Exchange code	Trading currency	Bloomberg ticker	Bloomberg iNAV	Reuters RIC	Trading hours (Local time)	Minimum investment	Settlement
Borsa Italiana	BUYB	EUR	BUYB IM	IBUYB Index	BUYB.MI	09:00 - 17:30	1 share	t+2
Deutsche Börse (XETRA)	BBCK	EUR	BBCK GY	IBUYB Index	BBCK.DE	09:00 - 17:30	1 share	t+2
Euronext Paris	BUYB	EUR	BUYB FP	IBUYB Index	BUYB.PA	09:00 - 17:30	1 share	t+2
London Stock Exchange	BUYB	US\$	BUYB LN	N/A	BUYB.L	08:00 - 16:30	1 share	t+2
London Stock Exchange	SBUY	GBp	SBUY LN	N/A	SBUY.L	08:00 - 16:30	1 share	t+2
SIX Swiss Exchange	BUYB	US\$	BUYB SW	N/A	BUYB.S	09:00 - 17:30	1 share	t+2

Top 10 Index Securities by Weight (%)	
Name	Weight
Münch. Rückvers. N	5.36%
L'Oréal	5.32%
IBM	4.88%
Apple Inc.	4.82%
NTT Docomo	4.61%
Home Depot Inc	4.30%
CDN Pacific Railway	4.13%
Magna Intl	3.65%
Kon. Ahold	2.84%
Boeing Co	2.36%

Please see www.invescopowershares.net for ETF holdings information. Holdings are subject to change.

Index sector allocation



Source: NASDAQ Global Indexes Research, as at 30 Sept. 2015

Risk warnings

The value of investments and any income will fluctuate (this may partly be the result of exchange rate fluctuations) and investors may not get back the full amount invested.

Important information

This document is directed at Professional Clients in the UK and Professional Clients and Financial Advisers in Austria, France, Germany, Italy, the Netherlands, and Qualified Investors in Switzerland only and is not for consumer use.

¹ The ongoing charges figure is based on annualised expenses. It excludes portfolio transaction costs.

Where Invesco Powershares has expressed views and opinions, these may change. The distribution and the offering of the ETF in certain jurisdictions may be restricted by law. Persons into whose possession this document may come are required to inform themselves about and to comply with any relevant restrictions. This does not constitute an offer or solicitation by anyone in any jurisdiction in which such an offer is not authorised or to any person to whom it is unlawful to make such an offer or solicitation. Persons interested in acquiring the ETF should inform themselves as to (i) the legal requirements in the countries of their nationality, residence, ordinary residence or domicile; (ii) any foreign exchange controls; and (iii) tax consequences which might be relevant.

Restricted Investors

The ETF's shares are neither registered for public distribution, nor listed on any exchange, in jurisdictions in Continental Europe other than in Austria, France, Germany, Italy and the Netherlands, as well as Switzerland. As a consequence, this ETF's shares may not be offered or distributed by way of public advertisement or public offer in other jurisdictions in Continental Europe. The ETF's shares may only be offered and the Key Investor Information Document, Prospectus and marketing materials on the ETF may only be distributed in other jurisdictions in Continental Europe, without public solicitation and in compliance with the private placement rules or equivalent exemption set forth in the laws, rules and regulations of the jurisdictions concerned. Any resale of the ETF in these countries may only be made in accordance with the relevant applicable laws governing the sale and offering of financial products.

Where securities are mentioned in this document they do not necessarily represent a specific portfolio holding and do not constitute a recommendation to purchase, hold or sell.

Any investment in an ETF should be made on the basis of the relevant Prospectus and Key Investor Information Documents, including consideration of the investment objective, risks, charges and expenses. Further information on the ETF, including the Prospectus, Key Investor Information Documents and Supplements available at www.invescopowershares.net, from your financial adviser or broker. This document is intended for information purposes in regard to the existence and potential benefits of investing in an ETF. However, it is not intended to provide specific investment advice including, without limitation, investment, financial, legal, accounting or tax advice, or to make any recommendations about the suitability of an ETF for the circumstances of any particular investor. You should take appropriate advice as to any securities, taxation or other legislation affecting you prior to investment.

The NASDAQ Global Buyback Achievers™ Index is a trademark of The NASDAQ OMX Group, Inc. and is licensed for use by Invesco PowerShares Capital Management LLC in connection with the PowerShares Global Buyback Achievers UCITS ETF ("the ETF"). The ETF is not sponsored or endorsed by The NASDAQ OMX Group, Inc. and The NASDAQ OMX Group, Inc. makes no warranty or representation as to the accuracy and/or completeness of the Index or results to be obtained by any person from use of the Index or the trading of the ETF.

This document is issued **in Austria** by Invesco Asset Management Österreich GmbH, Rotenturmstrasse 16-18, 1010 Wien, **in France** by Invesco Asset Management S.A., 18, rue de Londres, 75009 Paris, authorised and regulated by the Autorité des marchés financiers in France, **in Germany** by Invesco Asset Management Deutschland GmbH, An der Welle 5, 60322-Frankfurt/M., regulated by Bundesanstalt für Finanzdienstleistungsaufsicht, **in Italy** by Invesco Asset Management SA Sede Secondaria, Piazza del Duomo, 22 - Galleria Pattari, 2, 20122 Milano, **in the Netherlands** by Invesco Asset Management SA Dutch Branch, J.C. Geesinkweg 999, 1114 AB Amsterdam, and **in Switzerland** by Invesco Asset Management (Schweiz) AG. Subscriptions of shares are only accepted on the basis of the most up to date legal offering documents. The legal offering documents (fund & share class specific Key Investor Information Document, prospectus, annual & semi-annual reports, articles and trustee deed) are available free of charge on our website and local language from the representative for the funds distributed in Switzerland, Invesco Asset Management (Schweiz) AG, Talacker 34, CH-8001 Zurich. Paying agent for the funds distributed in Switzerland: BNP PARIBAS SECURITIES SERVICES, Paris, succursale de Zurich, Selnaustrasse 16, CH-8002 Zurich. Issued and distributed **in the UK**, on behalf of Invesco PowerShares, by Invesco Asset Management Limited, Perpetual Park, Perpetual Park Drive, Henley-on-Thames, Oxfordshire RG9 1HH, UK. Authorised and regulated by the Financial Conduct Authority.