



Invesco Emerging Markets Equity Fund

A-AD Shares

31 December 2017

This marketing document is exclusively for use by Qualified Investors in Switzerland, Professional Clients in Continental European countries as defined in the important information section and Professional Clients in Cyprus. This document is not for consumer use, please do not redistribute.

Summary of fund objective

The Fund aims to achieve long term capital growth through investment in the shares of companies in emerging markets. For the full objectives and investment policy please consult the current prospectus.

Key facts



Dean Newman
Henley -on- Thames
Managed fund since
April 2007

Share class launch

02 September 1992

Original fund launch ¹

01 June 1990

Legal status

Mutual Fund - Irish Unit Trust authorised
as UCITS

Share class currency

USD

Share class type

Income

Fund size

USD 73.21 mn

Reference index

MSCI Emerging Markets Index-ND

Bloomberg code

INVEDM ID

ISIN code

IE0003600727

Settlement date

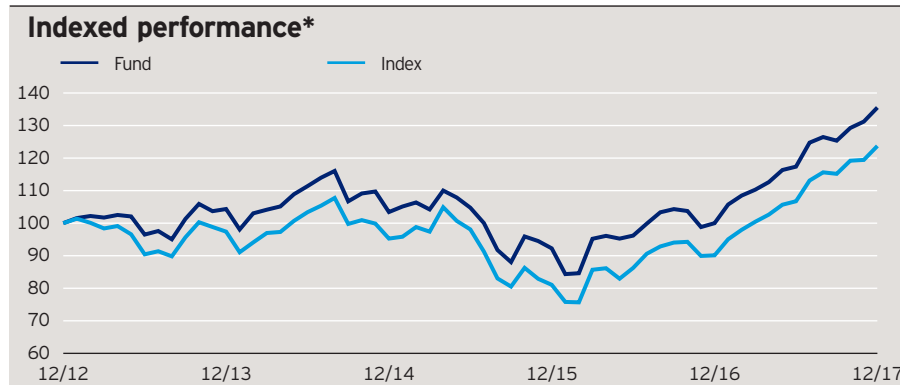
Trade Date + 3 Days

Morningstar Rating™

★★★★

Quarterly fund commentary

Emerging equity markets enjoyed another positive quarter to cap a healthy 2017 for the asset class, its best year versus developed markets since 2009. The EMEA (Europe, Middle East and Africa) region was the front runner during the review period, followed by Asia. By contrast, equity markets in Latin America struggled to gain ground, mainly due to weakness in Mexico's equity market. While interest rates were cut in Brazil and Russia, they were raised in Mexico. Within Asia, Korea's equity market performed strongly, underpinned by strong earnings growth, especially from the tech sector. Stock selection remains the key focus of our portfolio strategy. Our investment approach places a strong emphasis on valuation, a key determinant of future returns. We are finding more attractive opportunities in the EMEA region at the moment, in countries such as Russia, Greece, Turkey, Poland, the UAE and South Africa. We believe that supportive valuations also exist in Latin America but less so in Asia. However, we do favour Asian tech-hardware companies and Chinese internet companies as both of these sectors generate significant free cash flow and offer healthy growth prospects in our view.



The performance period shown here starts on the last day of the first indicated month and ends on the last day of the last indicated month.

Cumulative performance*

in %	YTD	1 month	1 year	3 years	5 years
Fund	35.53	3.29	35.53	31.05	35.53
Index	37.28	3.59	37.28	29.87	23.72
Quartile ranking	3	3	3	1	1
Absolute ranking	191/380	202/396	191/380	65/317	33/253
Mstar GIF OS Sector: Global Emerging Markets Equity					

Calendar year performance*

in %	2013	2014	2015	2016	2017
Fund	4.35	-0.89	-10.79	8.39	35.53
Index	-2.60	-2.19	-14.92	11.19	37.28

Standardised rolling 12 month performance**

in %	31.12.12	31.12.13	31.12.14	31.12.15	31.12.16
	31.12.13	31.12.14	31.12.15	31.12.16	31.12.17
Fund	4.35	-0.89	-10.79	8.39	35.53

The standardised past performance information is updated on a quarterly basis. Should you require up-to-date past performance information this is available on our website www.invescoeuropa.com or by contacting us.

Past performance is not a guide to future returns. The performance shown does not take account of the commissions and costs incurred on the issue and redemption of units.

*Source: © 2017 Morningstar. Indexed performance: Performance of an investment of 100 in share class currency. Gross income re-invested to 31 December 2017 unless otherwise stated. The figures do not reflect the entry charge payable by individual investors. **Gross income re-invested to 31 December 2017. All performance data on this factsheet is in the currency of the share class. Reference Index Source: Factset.

Invesco Emerging Markets Equity Fund

A-AD Shares

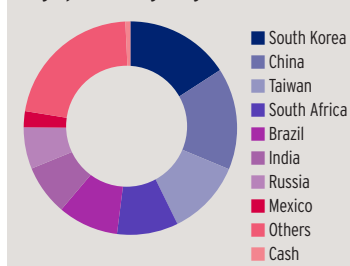
31 December 2017

Issuers and active weights*

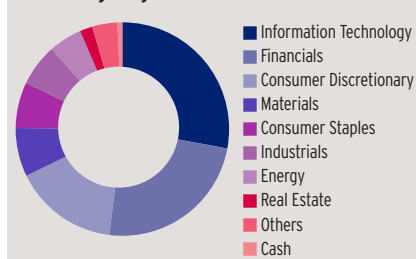
(total holdings: 69)

Top 10 issuers	%	Top 10 positive	+	Top 10 negative	-
Naspers Ltd	6.5	Naspers Ltd	4.2	Tencent Holdings Ltd	5.5
Samsung Electronics Co Ltd	6.3	Yageo Corp	2.0	China Construction Bank Corp	1.4
Alibaba Group Holding Ltd	4.6	HDFC Bank Ltd	2.0	Industrial & Commercial Bank of China Ltd	1.1
Taiwan Semiconductor Manufacturing Co Ltd	4.2	NetEase Inc	2.0	Ping An Insurance Group Co of China Ltd	1.0
Sberbank of Russia PJSC	2.6	KB Financial Group Inc	1.9	SK Hynix Inc	0.8
NetEase Inc	2.5	Sberbank of Russia PJSC	1.8	Itau Unibanco Holding SA	0.8
KB Financial Group Inc	2.3	ICICI Bank Ltd	1.6	Housing Development Finance Corp Ltd	0.7
Baidu Inc	2.1	Novatek PJSC	1.6	Banco Bradesco SA	0.7
Yageo Corp	2.1	HSBC Holdings PLC	1.5	Vale SA	0.7
HDFC Bank Ltd	2.0	Bank Negara Indonesia Persero Tbk PT	1.5	Reliance Industries Ltd	0.7

Geographical weightings of the fund in %*



Sector weightings of the fund in %*



Geographical weightings*

in %	Fund	Index
South Korea	15.9	15.4
China	15.4	29.1
Taiwan	11.4	11.3
South Africa	9.3	7.0
Brazil	9.2	6.8
India	7.6	8.8
Russia	6.3	3.3
Mexico	2.4	2.9
Others	21.7	15.4
Cash	0.8	0.0

Sector weightings*

in %	Fund	Index
Information Technology	27.9	27.7
Financials	24.1	23.5
Consumer Discretionary	15.8	10.2
Materials	7.4	7.4
Consumer Staples	6.9	6.6
Industrials	6.4	5.2
Energy	5.0	6.8
Real Estate	1.9	2.8
Others	3.8	9.9
Cash	0.8	0.0

Financial characteristics*

Average weighted market capitalisation	USD 64.90 bn
Median market capitalisation	USD 9.10 bn

3 year characteristics**

Alpha	1.17
Beta	0.90
Correlation	0.96
Information ratio	0.07
Sharpe ratio	0.61
Tracking error in %	4.60
Volatility in %	14.66

For detailed information about the 3 year characteristics please see <http://www.invescoeuropa.com/CE/Glossary.pdf>.

NAV and fees

Current NAV

USD 51.11

12 month price high

USD 51.11 (29/12/2017)

12 month price low

USD 37.87 (03/01/2017)

Minimum investment ²

USD 1,500

Entry charge

Up to 5.00%

Annual management fee

2.0%

Ongoing charges

2.47% (30/11/2016)

Invesco Emerging Markets Equity Fund

A-AD Shares

31 December 2017

Risk Warnings

The value of investments and any income will fluctuate (this may partly be the result of exchange rate fluctuations) and investors may not get back the full amount invested. As a large portion of the fund is invested in less developed countries, you should be prepared to accept significantly large fluctuations of the value of the fund.

Important Information

¹The Original Fund Launch date shown herein is different from the fund launch date shown in the KIID, as it indicates the launch date of a previous fund that was merged into the fund shown and therefore the track record starts with this previous fund. Further information can be found on our website: www.invescoeuropa.com.

²The minimum investment amounts are: USD 1,500 / EUR 1,000 / GBP 1,000 / CHF 1,500 / SEK 10,000. Please contact us or refer to the most up to date Prospectus for details of minimum investment amounts in other currencies.

This marketing document is exclusively for use by Professional Clients in Continental Europe and Cyprus and Qualified Investors in Switzerland. This document is not for consumer use, please do not redistribute. For the purpose of the distribution of this document Continental Europe is defined as Austria, Switzerland, Germany, Spain, Finland, France, Luxembourg, Netherlands, Norway, Sweden. Data as at 31 December 2017, unless otherwise stated. This document is marketing material and is not intended as a recommendation to invest in any particular asset class, security or strategy. Regulatory requirements that require impartiality of investment/investment strategy recommendations are therefore not applicable nor are any prohibitions to trade before publication. The information provided is for illustrative purposes only, it should not be relied upon as recommendations to buy or sell securities. By accepting this document, you consent to communicate with us in English, unless you inform us otherwise.

The performance data shown relates to a past period. Past performance is not a guide to future returns. Where individuals or the business have expressed opinions, they are based on current market conditions, they may differ from those of other investment professionals and are subject to change without notice and are not to be construed as investment advice. This marketing document is not an invitation to subscribe for shares in the fund and is by way of information only, it should not be considered financial advice. This does not constitute an offer or solicitation by anyone in any jurisdiction in which such an offer is not authorised or to any person to whom it is unlawful to make such an offer or solicitation. Persons interested in acquiring the fund should inform themselves as to (i) the legal requirements in the countries of their nationality, residence, ordinary residence or domicile; (ii) any foreign exchange controls and (iii) any relevant tax consequences. As with all investments, there are associated risks. This document is by way of information only. Asset management services are provided by Invesco in accordance with appropriate local legislation and regulations. The fund is available only in jurisdictions where its promotion and sale is permitted. Not all share classes of this fund may be available for public sale in all jurisdictions and not all share classes are the same nor do they necessarily suit every investor. Fee structure and minimum investment levels may vary dependent on share class chosen. Please check the most recent version of the fund prospectus in relation to the criteria for the individual share classes and contact your local Invesco office for full details of the fund registration status in your jurisdiction. Any scheme provided by the Cyprus regulatory system, for the protection of retail clients, does not apply to offshore investments. Compensation under any such scheme will not be available. The Invesco Emerging Markets Equity Fund is subject to the provisions of the European Directive 2009/65/EC. Forecasts are not reliable indicators of future performance. The ongoing charges figure is based on annualised expenses for the period ending 30/11/2016. This figure may vary from year to year. It excludes portfolio transaction costs except in the case of an entry or exit charge paid by the Fund when buying or selling shares/units in another fund. For more information on our funds, please refer to the most up to date relevant fund and share class-specific Key Investor Information Documents, the latest Annual or Interim Reports and the latest Prospectus, and constituent documents. This information is available using the contact details of the issuer and is without charge. Further information on our products is available using the contact details shown. Subscriptions of shares are only accepted on the basis of the most up to date legal offering documents. The legal offering documents (fund & share class specific Key Investor Information Document, prospectus, annual and semi-annual reports, articles and trustee deed) are available free of charge with your local Invesco representative or on our website www.invescoeuropa.com.

© 2017 Morningstar. All rights reserved. The information contained herein: (1) is proprietary to Morningstar and/or its content providers; (2) may not be copied or distributed; and (3) is not warranted to be accurate, complete or timely. Neither Morningstar nor its content providers are responsible for any damages or losses arising from any use of this information.

Invesco Emerging Markets Equity Fund

A-AD Shares

31 December 2017

Important Information

Additional information for Austria: Issued in Austria by Invesco Asset Management Österreich - Zweigniederlassung der Invesco Asset Management Deutschland GmbH. The legal offering documents are available free of charge from the issuer of this document: Invesco Asset Management Österreich - Zweigniederlassung der Invesco Asset Management Deutschland GmbH, Rotenturmstrasse 16 - 18, 1010 Vienna as well as at Erste Bank der oesterreichischen Sparkassen AG, Graben 21, A-1010 Vienna acting as paying agent for funds registered for sale in Austria.

Additional information for Cyprus: Issued in Cyprus by Invesco Global Asset Management DAC, Central Quay, Riverside IV, Sir John Rogerson's Quay, Dublin 2, Ireland. Regulated in Ireland by the Central Bank of Ireland.

Additional information for Finland: Issued in Finland by Invesco Asset Management S.A., 16-18 rue de Londres, 75009 Paris, France.

Additional information for France: Issued in France by Invesco Asset Management S.A., 16-18 rue de Londres, 75009 Paris, France.

Additional information for Germany: Issued in Germany by Invesco Asset Management Deutschland GmbH. The legal offering documents are available free of charge from the issuer of this document: Invesco Asset Management Deutschland GmbH, An der Welle 5, D - 60322 Frankfurt am Main.

Additional information for Luxembourg: Issued in Luxembourg by Invesco Asset Management SA, 16-18 rue de Londres, 75009 Paris, France.

Additional information for the Netherlands: Issued in the Netherlands by Invesco Asset Management S.A. Dutch Branch, Vinoly Building, Claude Debussylaan 26, 1082 MD Amsterdam, The Netherlands, www.invesco.nl.

Additional information for Norway: Issued in Norway by Invesco Asset Management S.A., 16-18 rue de Londres, 75009 Paris, France.

Additional information for Spain: Issued in Spain by Invesco Asset Management S.A., Sucursal en España, C/ Goya 6 - 3º, 28001 Madrid, Spain.

Additional information for Sweden: Issued in Sweden by Invesco Asset Management S.A. Swedish Filial (France), Stureplan 4c, 4th floor, Stockholm 114 35, Sweden.

Additional information for Switzerland: Issued in Switzerland by Invesco Asset Management (Schweiz) AG, Talacker 34, CH-8001 Zurich, who acts as representative for the funds distributed in Switzerland. Paying agent for the funds distributed in Switzerland: BNP PARIBAS SECURITIES SERVICES, Paris, succursale de Zurich, Selnaustrasse 16, CH-8002 Zurich. The legal offering documents are available free of charge at our website and local language from the issuer of this document. The fund is domiciled in Ireland.