



Invesco Emerging Markets Bond Fund

C-SD Shares

31 December 2016

This marketing document is exclusively for use by Qualified Investors in Switzerland and Professional Clients in Continental European countries where this specific fund's share class is registered for sale. This document is not for consumer use, please do not redistribute.

Summary of fund objective

The Fund aims to achieve a high level of income together with long term capital growth. The Fund invests primarily in debt instruments of issuers in emerging market countries and may invest in debt instruments, which are either in default or deemed to be at high risk of default. For the full objectives and investment policy please consult the current prospectus.

Key facts



Michael Hyman
Atlanta
Managed fund since
October 2016



Avi Hooper
Atlanta
Managed fund since
October 2016



Rashique Rahman
Atlanta
Managed fund since
August 2015



Jorge Ordonez
Atlanta
Managed fund since
August 2015

Share class launch
01 November 1999

Original fund launch¹
15 January 1993

Legal status
Mutual Fund - Irish Unit Trust authorised
as UCITS

Share class currency
USD

Share class type
Income

Fund size
USD 203.81 mn

Reference index
JP Morgan EMBI Global Diversified

Bloomberg code
INVEMDC ID

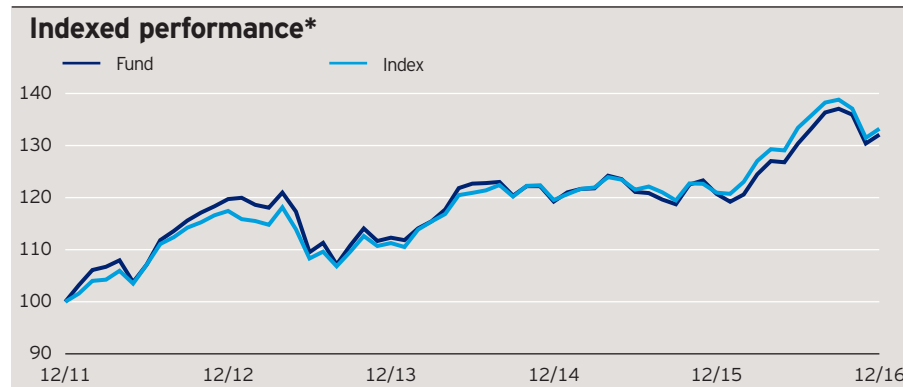
ISIN code
IE0001678089

Settlement date
Trade Date + 3 Days

Morningstar RatingTM
★★★★

Quarterly fund commentary

In the fourth quarter, emerging market (EM) bonds returned -4.02% (USD total return), as measured by the JP Morgan EMBI Global Diversified Index. Returns were negative across regions with Latin America and Asia the worst performers. At the country level, Belize, Mozambique, and Ecuador were the top performers while Dominican Republic, Uruguay and Peru lagged. Negative returns for the period were driven in large part by the rise in US Treasury bond yields (bond yields and prices move inversely) following the outcome of the US presidential election. In November alone 10 year US Treasury yields moved higher by 56 basis points, the largest monthly increase since December 2009. Mutual fund flows for the asset class, which were positive through October, turned sharply negative with approximately US\$ 15 billion of outflows in November and December combined. However, for the calendar year as a whole, the asset class took in nearly US\$ 23 billion and the pace of outflows has slowed (fund flows sourced from EPR). Emerging markets bonds partially recovered losses in December supported by higher oil prices on the back of OPEC agreeing to production cuts that exceeded market expectations and less severe concerns around the US President elect's trade and economic policies.



Cumulative performance*

in %	YTD	1 month	1 year	3 years	5 years
Fund	9.42	1.30	9.42	17.61	32.09
Index	10.15	1.33	10.15	19.73	33.23

Calendar year performance*

in %	2012	2013	2014	2015	2016
Fund	19.72	-6.19	6.18	1.23	9.42
Index	17.44	-5.25	7.43	1.18	10.15

Standardised rolling 12 month performance**

in %	31.12.11	31.12.12	31.12.13	31.12.14	31.12.15
Fund	19.72	-6.19	6.18	1.23	9.42

The standardised past performance information is updated on a quarterly basis. Should you require up-to-date past performance information this is available on our website www.invescoeurope.com or by contacting us.

Past performance is not a guide to future returns. The performance shown does not take account of the commissions and costs incurred on the issue and redemption of units.

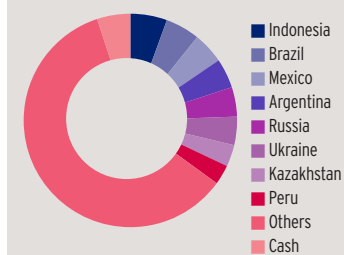
*Source: © 2016 Morningstar. Mid to mid, gross income re-invested to 31 December 2016 unless otherwise stated. The figures do not reflect the entry charge payable by individual investors. **Mid to mid, gross income re-invested to 31 December 2016. All performance data on this factsheet is in the currency of the share class. Reference Index Source: Factset.

Invesco Emerging Markets Bond Fund

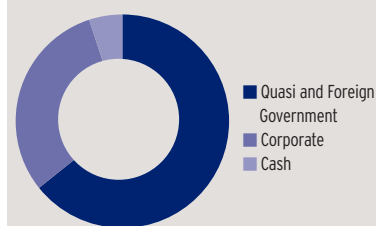
C-SD Shares

31 December 2016

Geographical weightings of the fund in %*



Sector weightings of the fund in %*



Yield %*

Gross Current Yield	5.59
Gross Redemption Yield	6.61

NAV and fees

Current NAV

USD 21.59

12 month price high

USD 23.03 (08/09/2016)

12 month price low

USD 20.46 (21/01/2016)

Minimum investment ²

USD 1,000,000

Entry charge

Up to 5.00%

Annual management fee

0.75%

Ongoing charges

1.04% (30/11/2015)

Geographical weightings*

in %	Fund	Index
Indonesia	5.6	4.2
Brazil	5.2	3.6
Mexico	4.7	5.4
Argentina	4.5	3.2
Russia	4.5	4.1
Ukraine	4.3	2.7
Kazakhstan	3.3	2.9
Peru	3.0	3.0
Others	59.9	70.9
Cash	5.1	0.0

Maturity distribution*

in %	Fund	Index
0-3 years	14.3	11.5
3-7 years	25.0	33.0
7-10 years	30.9	25.2
10-15 years	7.9	8.5
15+ years	15.4	21.8
Others	6.6	0.0

Credit ratings*

(average rating: BB)

in %	Fund	Index
AA	1.6	4.0
A	8.6	15.3
BBB	33.9	40.9
BB	19.4	15.7
B	21.3	21.8
CCC and Below	2.9	2.3
Not Rated	7.2	0.1
Cash and FX	5.1	0.0

Sector weightings*

in %	Fund	Index
Quasi and Foreign Government	64.3	100.0
Corporate	30.7	0.0
Cash	5.1	0.0

Duration distribution*

(average duration: 5.7)

in %	Fund	Index
Under 3 years	22.8	16.9
3-4 years	6.4	12.0
4-5 years	8.1	10.4
5-6 years	14.2	16.3
6+ years	48.4	44.4

Currency exposure*

	%
US Dollar	99.7
Euro	0.3

3 year characteristics**

Alpha	-1.69
Beta	1.02
Correlation	0.95
Information ratio	-0.84
Sharpe ratio	0.70
Tracking error in %	1.88
Volatility in %	6.26

For detailed information about the 3 year characteristics please see <http://www.invescoeuropa.com/CE/Glossary.pdf>.

Invesco Emerging Markets Bond Fund

C-SD Shares

31 December 2016

Risk Warnings

The value of investments and any income will fluctuate (this may partly be the result of exchange rate fluctuations) and investors may not get back the full amount invested. The fund may invest in distressed securities which carry a significant risk of capital loss. As a large portion of the fund is invested in less developed countries, you should be prepared to accept significantly large fluctuations of the value of the fund. The fund will hold a large amount of debt instruments which are of lower credit quality and may result in large fluctuations in the value of the fund. The risks described herein are the fund specific material risks. For more information please consult the current fund and share class specific Key Investor Information Document (KIID) and for a complete set of risks the current prospectus.

Important Information

¹The Original Fund Launch date shown herein is different from the fund launch date shown in the KIID, as it indicates the launch date of a previous fund that was merged into the fund shown and therefore the track record starts with this previous fund. Further information can be found on our website: www.invescoeuropa.com.

²The minimum investment amounts are: USD 1,000,000 / EUR 800,000 / GBP 600,000 / CHF 1,000,000 / SEK 7,000,000. Please contact us or refer to the most up to date Prospectus for details of minimum investment amounts in other currencies.

This share class may not be registered in all countries and dissemination is subject to prior verification of registration status.

This marketing document is exclusively for use by Professional Clients and Financial Advisers in Continental Europe and Qualified Investors in Switzerland. This document is not for consumer use, please do not redistribute. Data as at 31 December 2016, unless otherwise stated. This marketing document is not subject to regulatory requirements that ensure impartiality of investment recommendations and investment strategy recommendations. Therefore, the prohibition of trading before the release of investment recommendations and investment strategy recommendations does not apply.

Past performance is not a guide to future returns. Where Invesco has expressed views and opinions, these may change. If investors are unsure if this product is suitable for them, they should seek advice from a financial adviser. The distribution and the offering of the fund or its share classes in certain jurisdictions may be restricted by law. Persons into whose possession this document may come are required to inform themselves about and to comply with any relevant restrictions. This does not constitute an offer or solicitation by anyone in any jurisdiction in which such an offer is not authorised or to any person to whom it is unlawful to make such an offer or solicitation. Persons interested in acquiring the fund should inform themselves as to (i) the legal requirements in the countries of their nationality, residence, ordinary residence or domicile; (ii) any foreign exchange controls and (iii) any relevant tax consequences. As with all investments, there are associated risks. This document is by way of information only. Asset management services are provided by Invesco in accordance with appropriate local legislation and regulations. The fund is available only in jurisdictions where its promotion and sale is permitted. Forecasts are not reliable indicators of future performance. The forecasts and market outlook presented in this material reflect subjective judgments and assumptions of the investment manager or its delegate and unexpected events may occur. There can be no assurance that developments will transpire as forecasted in this presentation. Where securities are mentioned in this document they do not necessarily represent a specific portfolio holding and do not constitute a recommendation to purchase, hold or sell. The ongoing charges figure is based on annualised expenses for the period ending 30/11/2015. This figure may vary from year to year. It excludes portfolio transaction costs except in the case of an entry or exit charge paid by the Fund when buying or selling shares/units in another fund. Please refer to the most up to date relevant fund and share class-specific Key Investor Information Document for more information on our funds. Further information on our products is available using the contact details shown. The yields shown are expressed as a % per annum of the current NAV of the fund. They are an estimate for the next 12 months, assuming that the fund's portfolio remains unchanged and there are no defaults or deferrals of coupon payments or capital repayments. Cash income is estimated coupons from bonds. The gross current yield is an indication of the expected cash income over the next 12 months. The estimated gross redemption yield is a longer-term picture indicating expected annual total return. This means that in addition to expected cash income, it includes the amortised annual value of unrealised capital gains or losses of bond holdings currently held by the fund, calculated with reference to their current market price and expected redemption value made upon maturity of the bonds. Neither of the yields is guaranteed. Nor do they reflect the fund charges or the entry charge of the fund. Investors may be subject to tax on distributions. This document is issued in Germany by Invesco Asset Management Deutschland GmbH. This document is issued in Austria by Invesco Asset Management Österreich GmbH and in Switzerland by Invesco Asset Management (Schweiz) AG. Subscriptions of shares are only accepted on the basis of the most up to date legal offering documents. The legal offering documents (fund & share class specific Key Investor Information Document, prospectus, annual and semi-annual reports, articles and trustee deed) are available free of charge from the issuer: Invesco Asset Management Deutschland GmbH, An der Welle 5, D - 60322 Frankfurt am Main; Invesco Asset Management Österreich - Zweigniederlassung der Invesco Asset Management Deutschland GmbH, Rotenturmstrasse 16 - 18, 1010 Vienna as well as at Erste Bank der oesterreichischen Sparkassen AG, Graben 21, A-1010 Vienna acting as paying agent for funds registered for sale in Austria and Invesco Asset Management (Schweiz) AG, Talacker 34, CH-8001 Zürich, who acts as representative for the funds distributed in Switzerland. Paying agent for the funds distributed in Switzerland: BNP PARIBAS SECURITIES SERVICES, Paris, succursale de Zurich, Selnaustrasse 16; CH - 8002 Zürich. The fund is domiciled in Ireland.

© 2016 Morningstar. All rights reserved. The information contained herein: (1) is proprietary to Morningstar and/or its content providers; (2) may not be copied or distributed; and (3) is not warranted to be accurate, complete or timely. Neither Morningstar nor its content providers are responsible for any damages or losses arising from any use of this information.