



Invesco Bond Fund A (EUR)-AD Shares

31 December 2017

This marketing document is exclusively for use by Qualified Investors in Switzerland and Professional Clients in Continental European countries as defined in the important information section. This document is not for consumer use, please do not redistribute.

Summary of fund objective

The Fund aims to provide long-term capital growth, together with income. The Fund invests primarily in debt instruments of governments, supranational bodies, local authorities, national public bodies and corporate issuers worldwide. The debt instruments invested in may include Mortgage Backed Securities (MBS) and Asset Backed Securities (ABS). For the full objectives and investment policy please consult the current prospectus.

Key facts



Lyndon Man
London
Managed fund since
March 2016



Josef Portelli
London
Managed fund since
March 2016

Share class launch

08 October 2014

Original fund launch ¹

04 January 1977

Legal status

Mutual Fund - Irish Unit Trust authorised as UCITS

Share class currency

EUR

Share class type

Income

Fund size

USD 338.01 mn

Reference index

Bloomberg Barclays Global Aggregate (USD)

Bloomberg code

INVADE ID

ISIN code

IE00BMMV7478

Settlement date

Trade Date + 3 Days

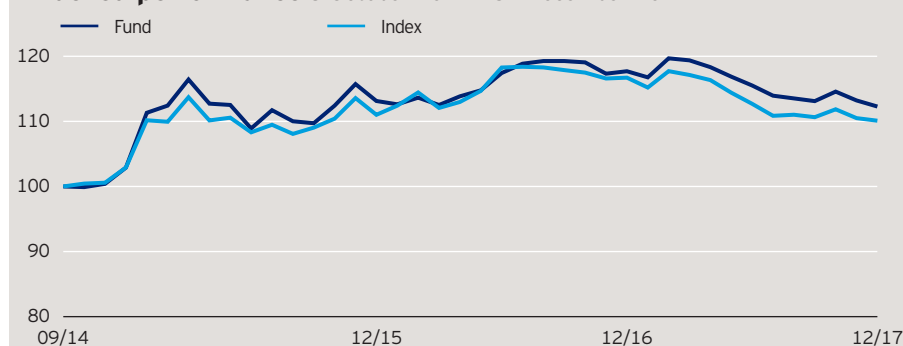
Morningstar Rating™

★★★★★

Quarterly fund commentary

Government and corporate bonds delivered positive returns during the period, despite a late sell-off in global bond markets leading bond yields higher. A number of political and central bank announcements during the quarter raised market uncertainty and the level of volatility in the market. The US Senate approved Trump's proposed tax reforms, while global central bank rhetoric continued with its hawkish tone. In Europe, the European Central Bank president Mario Draghi announced it will wind down its €2tn quantitative easing programme from January, halving the amount of asset purchases from €60bn to €30bn. Overall, global economic data continues to suggest synchronised global growth for the first time since the credit crisis. Looking ahead, we expect Europe and US growth to continue to come in strong. Chinese headwinds are less of a concern as the economy has absorbed restricted monetary policy rather well. Given the backdrop of strong global growth, stable inflation and restrictive monetary policy we prefer corporate bonds over government bonds. Fundamentals are supportive of emerging markets whilst we remain neutral on currency positioning. We continue to believe that central bank policy error is the biggest risk to bond markets globally.

Indexed performance 8 October 2014 - 31 December 2017*



Each period starts at the end of the indicated month. The first indicated month may not represent a full month and may start only on the launch/restructuring date indicated in the headline.

Cumulative performance*

in %	YTD	1 month	1 year	3 years	Since inception
Fund	-4.61	-0.83	-4.61	9.12	12.28
Index	-5.67	-0.36	-5.67	6.99	10.10

Calendar year performance*

in %	2013	2014	2015	2016	2017
Fund	-	-	9.95	4.04	-4.61
Index	-	-	7.88	5.14	-5.67

Standardised rolling 12 month performance**

in %	31.12.12 31.12.13	31.12.13 31.12.14	31.12.14 31.12.15	31.12.15 31.12.16	31.12.16 31.12.17
Fund	-	-	9.95	4.04	-4.61

The standardised rolling 12 month performance information is updated on a quarterly basis beginning one year after the share class launch. As the share class was launched on 8 October 2014, data is not available for the complete period covered by the table. Should you require up-to-date past performance information this is available on our website www.invescoeurope.com or by contacting us.

Past performance is not a guide to future returns. The performance shown does not take account of the commissions and costs incurred on the issue and redemption of units.

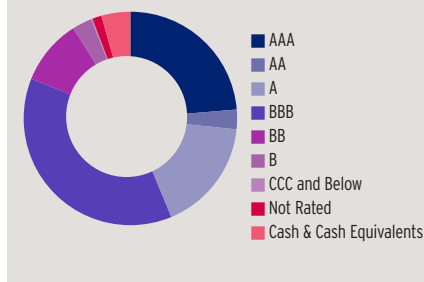
*Source: © 2017 Morningstar. Indexed performance: Performance of an investment of 100 in share class currency. Gross income re-invested to 31 December 2017 unless otherwise stated. The figures do not reflect the entry charge payable by individual investors. **Gross income re-invested to 31 December 2017. All performance data on this factsheet is in the currency of the share class. Reference Index Source: Factset.

Invesco Bond Fund

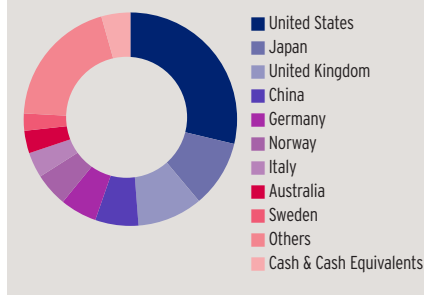
A (EUR)-AD Shares

31 December 2017

Credit ratings of the fund in %*



Geographical weightings of the fund in %*



NAV and fees

Current NAV
EUR 10.52

12 month price high
EUR 11.60 (12/04/2017)

12 month price low
EUR 10.52 (29/12/2017)

Minimum investment ²
EUR 1,000

Entry charge
Up to 5.00%

Annual management fee
0.75%

Ongoing charges
0.90% (30/11/2016)

Credit ratings*

(average rating: A-)

	in %
AAA	23.7
AA	3.0
A	17.1
BBB	37.3
BB	9.9
B	3.0
CCC and Below	0.2
Not Rated	1.4
Cash & Cash Equivalents	4.4

Duration distribution*

(average duration: 6.0)
in %

	in %
0-1 year	11.9
1-3 years	10.5
3-5 years	22.8
5-7 years	19.9
7-10 years	19.0
10-15 years	6.6
15+ years	9.4

Sector weightings*

	in %
Government Bonds	40.0
Government Related	9.0
Corporate Bonds	44.2
Financial	23.0
Industrial	19.6
Utility	1.6
Securitised	1.6
Collective Investment Scheme	1.3
Other Derivatives	-0.5
Cash & Cash Equivalents	4.4

Yield %*

Gross Current Yield	3.08
Gross Redemption Yield	2.83

Geographical weightings*

	in %
United States	28.7
Japan	10.2
United Kingdom	9.9
China	6.6
Germany	5.6
Norway	5.1
Italy	3.9
Australia	3.4
Sweden	2.6
Others	19.7
Cash & Cash Equivalents	4.4

Maturity distribution*

	in %
0-1 year	10.5
1-3 years	8.5
3-5 years	20.0
5-10 years	40.1
10-20 years	10.2
20+ years	10.6

Currency exposure*

	in %
USD	45.6
EUR	22.6
JPY	19.6
SEK	3.5
GBP	3.3
CAD	2.5
AUD	1.3
KRW	1.2
DKK	0.3
Others	0.1

Invesco Bond Fund

A (EUR)-AD Shares

31 December 2017

Risk Warnings

The value of investments and any income will fluctuate (this may partly be the result of exchange rate fluctuations) and investors may not get back the full amount invested. Debt instruments are exposed to credit risk which is the ability of the borrower to repay the interest and capital on the redemption date. Changes in interest rates will result in fluctuations in the value of the fund. The fund will invest in derivatives (complex instruments) which will result in the fund being leveraged and may result in large fluctuations in the value of the fund. The fund may hold a large amount of Asset Backed Securities (ABS) (complex instruments) as well as lower quality debt securities which may impact the liquidity of the fund under certain circumstances. The fund may invest in distressed securities which carry a significant risk of capital loss. The fund may invest in contingent convertible bonds which may result in significant risk of capital loss based on certain trigger events. The fund will hold a large amount of debt instruments which are of lower credit quality and may result in large fluctuations in the value of the fund.

Important Information

¹The Original Fund Launch date shown herein is different from the fund launch date shown in the KIID, as it indicates the launch date of a previous fund that was merged into the fund shown and therefore the track record starts with this previous fund. Further information can be found on our website: www.invescoeuropa.com.

²The minimum investment amounts are: USD 1,500 / EUR 1,000 / GBP 1,000 / CHF 1,500 / SEK 10,000. Please contact us or refer to the most up to date Prospectus for details of minimum investment amounts in other currencies.

This marketing document is exclusively for use by Professional Clients and Financial Advisers in Continental Europe and Qualified Investors in Switzerland. This document is not for consumer use, please do not redistribute. For the purpose of the distribution of this document Continental Europe is defined as Austria, Switzerland, Germany, Spain, Finland, France, Luxembourg, Netherlands. Data as at 31 December 2017, unless otherwise stated. This document is marketing material and is not intended as a recommendation to invest in any particular asset class, security or strategy. Regulatory requirements that require impartiality of investment/investment strategy recommendations are therefore not applicable nor are any prohibitions to trade before publication. The information provided is for illustrative purposes only, it should not be relied upon as recommendations to buy or sell securities. By accepting this document, you consent to communicate with us in English, unless you inform us otherwise.

Previous Benchmark: JP Morgan GBI Global (Traded) up to 31 July 2015. The index performance shown does not take into account the previous reference index. Past performance is not a guide to future returns. Where individuals or the business have expressed opinions, they are based on current market conditions, they may differ from those of other investment professionals and are subject to change without notice and are not to be construed as investment advice. This marketing document is not an invitation to subscribe for shares in the fund and is by way of information only, it should not be considered financial advice. This does not constitute an offer or solicitation by anyone in any jurisdiction in which such an offer is not authorised or to any person to whom it is unlawful to make such an offer or solicitation. Persons interested in acquiring the fund should inform themselves as to (i) the legal requirements in the countries of their nationality, residence, ordinary residence or domicile; (ii) any foreign exchange controls and (iii) any relevant tax consequences. As with all investments, there are associated risks. This document is by way of information only. Asset management services are provided by Invesco in accordance with appropriate local legislation and regulations. The fund is available only in jurisdictions where its promotion and sale is permitted. Not all share classes of this fund may be available for public sale in all jurisdictions and not all share classes are the same nor do they necessarily suit every investor. Fee structure and minimum investment levels may vary dependent on share class chosen. Please check the most recent version of the fund prospectus in relation to the criteria for the individual share classes and contact your local Invesco office for full details of the fund registration status in your jurisdiction. Forecasts are not reliable indicators of future performance. The ongoing charges figure is based on annualised expenses for the period ending 30/11/2016. This figure may vary from year to year. It excludes portfolio transaction costs except in the case of an entry or exit charge paid by the Fund when buying or selling shares/units in another fund. For more information on our funds, please refer to the most up to date relevant fund and share class-specific Key Investor Information Documents, the latest Annual or Interim Reports and the latest Prospectus, and constituent documents. This information is available using the contact details of the issuer and is without charge. Further information on our products is available using the contact details shown. The yields shown are expressed as a % per annum of the current NAV of the fund. They are an estimate for the next 12 months, assuming that the fund's portfolio remains unchanged and there are no defaults or deferrals of coupon payments or capital repayments. Cash income is estimated coupons from bonds. The gross current yield is an indication of the expected cash income over the next 12 months. The estimated gross redemption yield is a longer-term picture indicating expected annual total return. This means that in addition to expected cash income, it includes the amortised annual value of unrealised capital gains or losses of bond holdings currently held by the fund, calculated with reference to their current market price and expected redemption value made upon maturity of the bonds. Neither of the yields is guaranteed. Nor do they reflect the fund charges or the entry charge of the fund. Investors may be subject to tax on distributions. Subscriptions of shares are only accepted on the basis of the most up to date legal offering documents. The legal offering documents (fund & share class specific Key Investor Information Document, prospectus, annual and semi-annual reports, articles and trustee deed) are available free of charge with your local Invesco representative or on our website www.invescoeuropa.com.

© 2017 Morningstar. All rights reserved. The information contained herein: (1) is proprietary to Morningstar and/or its content providers; (2) may not be copied or distributed; and (3) is not warranted to be accurate, complete or timely. Neither Morningstar nor its content providers are responsible for any damages or losses arising from any use of this information.

Invesco Bond Fund

A (EUR)-AD Shares

31 December 2017

Important Information

Additional information for Austria: Issued in Austria by Invesco Asset Management Österreich - Zweigniederlassung der Invesco Asset Management Deutschland GmbH. The legal offering documents are available free of charge from the issuer of this document: Invesco Asset Management Österreich - Zweigniederlassung der Invesco Asset Management Deutschland GmbH, Rotenturmstrasse 16 - 18, 1010 Vienna as well as at Erste Bank der oesterreichischen Sparkassen AG, Graben 21, A-1010 Vienna acting as paying agent for funds registered for sale in Austria.

Additional information for Finland: Issued in Finland by Invesco Asset Management S.A., 16-18 rue de Londres, 75009 Paris, France.

Additional information for France: Issued in France by Invesco Asset Management S.A., 16-18 rue de Londres, 75009 Paris, France.

Additional information for Germany: Issued in Germany by Invesco Asset Management Deutschland GmbH. The legal offering documents are available free of charge from the issuer of this document: Invesco Asset Management Deutschland GmbH, An der Welle 5, D - 60322 Frankfurt am Main.

Additional information for Luxembourg: Issued in Luxembourg by Invesco Asset Management SA, 16-18 rue de Londres, 75009 Paris, France.

Additional information for the Netherlands: Issued in the Netherlands by Invesco Asset Management S.A. Dutch Branch, Vinoly Building, Claude Debussylaan 26, 1082 MD Amsterdam, The Netherlands, www.invesco.nl.

Additional information for Spain: Issued in Spain by Invesco Asset Management S.A., Sucursal en España, C/ Goya 6 - 3º, 28001 Madrid, Spain.

Additional information for Switzerland: Issued in Switzerland by Invesco Asset Management (Schweiz) AG, Talacker 34, CH-8001 Zurich, who acts as representative for the funds distributed in Switzerland. Paying agent for the funds distributed in Switzerland: BNP PARIBAS SECURITIES SERVICES, Paris, succursale de Zurich, Selnastrasse 16, CH-8002 Zurich. The legal offering documents are available free of charge at our website and local language from the issuer of this document. The fund is domiciled in Ireland.