

Invesco Pacific Equity Fund

C-Acc Shares

31 July 2018

This marketing document is exclusively for use by Qualified Investors in Switzerland and Professional Clients in Continental European countries as defined in the important information section. This document is not for consumer use, please do not redistribute.

Summary of fund objective

The Fund aims to achieve long-term capital growth by investing primarily in shares of companies in the Asian Pacific region. For the full objectives and investment policy please consult the current prospectus.

Key facts



Stuart Parks
Henley -on- Thames
Managed fund since
August 2001



Tony Roberts
Henley -on- Thames
Managed fund since
May 2013



William Lam
Henley -on- Thames
Managed fund since
May 2013

Deputy Fund Manager

Charles Bond
Henley -on- Thames
Managed fund since
December 2017

Share class launch

20 May 2015

Original fund launch ¹

01 October 1975

Legal status

Mutual Fund - Irish Unit Trust authorised as UCITS

Share class currency

USD

Share class type

Accumulation

Fund size

USD 238.32 mn

Reference index

MSCI AC Pacific-ND

Bloomberg code

IPECACU ID

ISIN code

IE00BWV0GG02

Settlement date

Trade Date + 3 Days

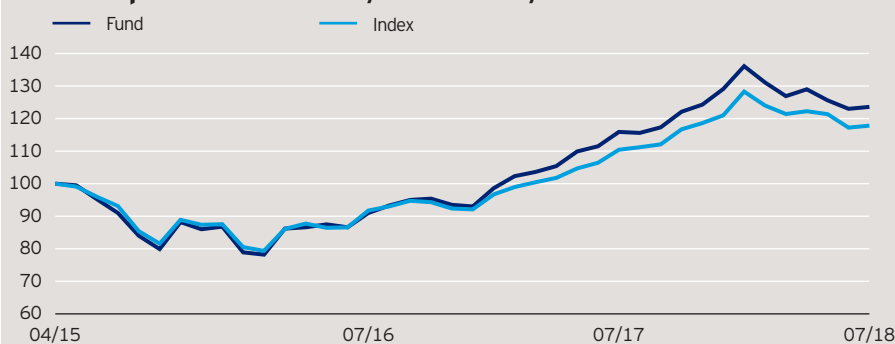
Morningstar Rating™

★★★★

Quarterly fund commentary

All Pacific equity markets ended the quarter lower with the exception of Australia on the back of global trade tensions. This, and fears that the Federal Reserve may increase interest rates more than anticipated, contributed to US dollar strength which negatively affected ASEAN markets in particular. The Korean market underperformed despite a positive inter-Korea summit which saw South and North Korea agree to end the war between the two sides. Elsewhere, slowing domestic growth momentum in China and global trade uncertainty led to the equity market finishing in negative territory. In Japan, the market declined with investors tending to be cautious about increasing risk. Finally, the Australia market was driven higher by energy stocks. We seek to invest in companies whose share prices are substantially below our estimate of fair value. In Asia, the fund has a significant exposure to dominant Korean and Taiwanese technology companies, as well as Chinese internet companies. Elsewhere, we have a large exposure in South Korea reflects our belief that a focus on corporate governance is likely to see more companies adopt shareholder friendly policies. We added a new position in a Korean insurance company which we believe has a strong capital position and solid earnings outlook. In Japan, we have a slight overweight position versus the MSCI Pacific Index where the fund has a more balanced position across economically sensitive and relatively defensive areas of the market.

Indexed performance 20 May 2015 - 31 July 2018*



Each period starts at the end of the indicated month. The first indicated month may not represent a full month and may start only on the launch/restructuring date indicated in the headline.

Cumulative performance*

in %	YTD	1 month	1 year	3 years	Since inception
Fund	-4.26	0.49	6.64	35.82	23.60
Index	-2.62	0.52	6.70	26.53	17.83

Calendar year performance*

in %	2013	2014	2015	2016	2017
Fund	-	-	-	7.14	38.82
Index	-	-	-	5.21	31.37

Standardised rolling 12 month performance*

in %	31.07.13	31.07.14	31.07.15	31.07.16	31.07.17
Fund	31.07.14	31.07.15	31.07.16	31.07.17	31.07.18
Fund	-	-	0.00	27.36	6.64
Index	-	-	-1.48	20.37	6.70

Past performance is not a guide to future returns. The performance shown does not take account of the commissions and costs incurred on the issue and redemption of units.

*Source: © 2018 Morningstar. Indexed performance: Performance of an investment of 100 in share class currency. Gross income re-invested to 31 July 2018 unless otherwise stated. The figures do not reflect the entry charge payable by individual investors. All performance data on this factsheet is in the currency of the share class. Reference Index Source: Factset.

Invesco Pacific Equity Fund

C-Acc Shares

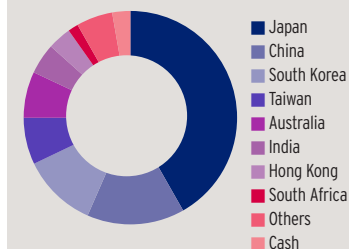
31 July 2018

Issuers and active weights*

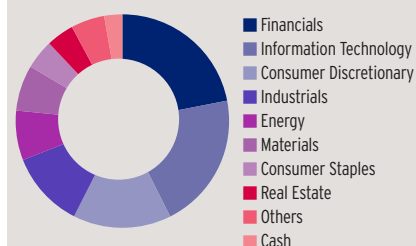
(total holdings: 95)

Top 10 issuers	%	Top 10 positive	+	Top 10 negative	-
Samsung Electronics Co Ltd	3.0	Inpex Corp	2.2	Alibaba Group Holding Ltd	2.5
Murata Manufacturing Co Ltd	2.3	Infosys Ltd	2.1	Tencent Holdings Ltd	2.1
Inpex Corp	2.3	Murata Manufacturing Co Ltd	1.9	Commonwealth Bank of Australia	1.1
Toyota Motor Corp	2.2	East Japan Railway Co	1.8	China Construction Bank Corp	1.0
East Japan Railway Co	2.2	Minebea Mitsumi Inc	1.8	BHP Billiton Ltd	1.0
Baidu Inc	2.1	Woodside Petroleum Ltd	1.7	Westpac Banking Corp	0.9
Infosys Ltd	2.1	JD.com Inc	1.7	SoftBank Group Corp	0.8
Honda Motor Co Ltd	2.0	Samsung Fire & Marine Insurance Co Ltd	1.6	CSL Ltd	0.8
Mitsubishi UFJ Financial Group Inc	2.0	Naspers Ltd	1.6	Sony Corp	0.8
Taiwan Semiconductor Manufacturing Co Ltd	2.0	Sumitomo Mitsui Trust Holdings Inc	1.5	Australia & New Zealand Banking Group Ltd	0.7

Geographical weightings of the fund in %*



Sector weightings of the fund in %*



Geographical weightings*

in %	Fund	Index	in %	Fund	Index
Japan	41.8	39.9	Financials	21.9	20.4
China	14.8	19.1	Information Technology	20.7	21.0
South Korea	11.3	8.7	Consumer Discretionary	14.9	12.3
Taiwan	7.1	7.3	Industrials	11.6	12.2
Australia	7.0	11.7	Energy	7.5	3.0
India	4.6	0.0	Materials	6.9	6.7
Hong Kong	3.6	5.9	Consumer Staples	4.5	6.4
South Africa	1.6	0.0	Real Estate	4.2	5.7
Others	5.5	7.5	Others	5.1	12.4
Cash	2.7	0.0	Cash	2.7	0.0

Financial characteristics*

Average weighted market capitalisation	USD 47.33 bn
Median market capitalisation	USD 10.91 bn

NAV and fees

Current NAV

USD 12.36

12 month price high

USD 13.89 (29/01/2018)

12 month price low

USD 11.47 (21/08/2017)

Minimum investment ²

USD 1,000,000

Entry charge

Up to 5.00%

Annual management fee

1.0%

Ongoing charges

1.39% (30/11/2017)

Invesco Pacific Equity Fund

C-Acc Shares

31 July 2018

Risk Warnings

The value of investments and any income will fluctuate (this may partly be the result of exchange rate fluctuations) and investors may not get back the full amount invested. As a large portion of the fund is invested in less developed countries, you should be prepared to accept significantly large fluctuations in the value of the fund.

Important Information

¹The Original Fund Launch date shown herein is different from the fund launch date shown in the KIID, as it indicates the launch date of a previous fund that was merged into the fund shown and therefore the track record starts with this previous fund. Further information can be found on our website: www.invescoeuropa.com.

²The minimum investment amounts are: USD 1,000,000 / EUR 800,000 / GBP 600,000 / CHF 1,000,000 / SEK 7,000,000. Please contact us or refer to the most up to date Prospectus for details of minimum investment amounts in other currencies.

This marketing document is exclusively for use by Professional Clients and Financial Advisers in Continental Europe and Qualified Investors in Switzerland. This document is not for consumer use, please do not redistribute. For the purpose of the distribution of this document Continental Europe is defined as Austria, Switzerland, Germany, Spain, Finland, France, Netherlands, Sweden. Data as at 31 July 2018, unless otherwise stated. This document is marketing material and is not intended as a recommendation to invest in any particular asset class, security or strategy. Regulatory requirements that require impartiality of investment/investment strategy recommendations are therefore not applicable nor are any prohibitions to trade before publication. The information provided is for illustrative purposes only, it should not be relied upon as recommendations to buy or sell securities. By accepting this document, you consent to communicate with us in English, unless you inform us otherwise.

Past performance is not a guide to future returns. Where individuals or the business have expressed opinions, they are based on current market conditions, they may differ from those of other investment professionals and are subject to change without notice and are not to be construed as investment advice. This marketing document is not an invitation to subscribe for shares in the fund and is by way of information only, it should not be considered financial advice. This does not constitute an offer or solicitation by anyone in any jurisdiction in which such an offer is not authorised or to any person to whom it is unlawful to make such an offer or solicitation. Persons interested in acquiring the fund should inform themselves as to (i) the legal requirements in the countries of their nationality, residence, ordinary residence or domicile; (ii) any foreign exchange controls and (iii) any relevant tax consequences. As with all investments, there are associated risks. This document is by way of information only. Asset management services are provided by Invesco in accordance with appropriate local legislation and regulations. The fund is available only in jurisdictions where its promotion and sale is permitted. Not all share classes of this fund may be available for public sale in all jurisdictions and not all share classes are the same nor do they necessarily suit every investor. Fee structure and minimum investment levels may vary dependent on share class chosen. Please check the most recent version of the fund prospectus in relation to the criteria for the individual share classes and contact your local Invesco office for full details of the fund registration status in your jurisdiction. Forecasts are not reliable indicators of future performance. The ongoing charges figure is based on annualised expenses for the period ending 30/11/2017. This figure may vary from year to year. It excludes portfolio transaction costs except in the case of an entry or exit charge paid by the Fund when buying or selling shares/units in another fund. For more information on our funds, please refer to the most up to date relevant fund and share class-specific Key Investor Information Documents, the latest Annual or Interim Reports and the latest Prospectus, and constituent documents. This information is available using the contact details of the issuer and is without charge. Further information on our products is available using the contact details shown. Subscriptions of shares are only accepted on the basis of the most up to date legal offering documents. The legal offering documents (fund & share class specific Key Investor Information Document, prospectus, annual and semi-annual reports, articles and trustee deed) are available free of charge with your local Invesco representative or on our website www.invescoeuropa.com.

© 2018 Morningstar. All rights reserved. The information contained herein: (1) is proprietary to Morningstar and/or its content providers; (2) may not be copied or distributed; and (3) is not warranted to be accurate, complete or timely. Neither Morningstar nor its content providers are responsible for any damages or losses arising from any use of this information.

Invesco Pacific Equity Fund

C-Acc Shares

31 July 2018

Important Information

Additional information for Austria: Issued in Austria by Invesco Asset Management Österreich - Zweigniederlassung der Invesco Asset Management Deutschland GmbH, Rotenturmstrasse 16 - 18, 1010 Vienna as well as at Erste Bank der oesterreichischen Sparkassen AG, Graben 21, A-1010 Vienna acting as paying agent for funds registered for sale in Austria.

Additional information for Finland: Issued in Finland by Invesco Asset Management S.A., 16-18 rue de Londres, 75009 Paris, France.

Additional information for France: Issued in France by Invesco Asset Management S.A., 16-18 rue de Londres, 75009 Paris, France.

Additional information for Germany: Issued in Germany by Invesco Asset Management Deutschland GmbH, An der Welle 5, 60322 Frankfurt am Main, Germany.

Additional information for Netherlands: Issued in Netherlands by Invesco Asset Management S.A. Dutch Branch, Vinoly Building, Claude Debussylaan 26, 1082 MD Amsterdam, The Netherlands, www.invesco.nl.

Additional information for Spain: Issued in Spain by Invesco Asset Management S.A., Sucursal en España, C/ Goya 6 - 3º, 28001 Madrid, Spain.

Additional information for Sweden: Issued in Sweden by Invesco Asset Management S.A. Swedish Filial, Stureplan 4c, 4th floor, Stockholm 114 35, Sweden.

Additional information for Switzerland: Issued in Switzerland by Invesco Asset Management (Schweiz) AG, Talacker 34, CH-8001 Zurich, who acts as representative for the funds distributed in Switzerland. Paying agent for the funds distributed in Switzerland: BNP PARIBAS SECURITIES SERVICES, Paris, succursale de Zurich, Selnaustrasse 16, CH-8002 Zurich. The legal offering documents are available free of charge at our website and local language from the issuer of this document. The fund is domiciled in Ireland.