

Invesco UK Equity Fund

E-Acc Shares

31 December 2016

This marketing document is exclusively for use by Qualified Investors in Switzerland and Professional Clients in Continental European countries where this specific fund's share class is registered for sale. This document is not for consumer use, please do not redistribute.

Summary of fund objective

The objective of this Fund is to achieve capital growth by investing in securities of UK companies. For the full objectives and investment policy please consult the current prospectus.

Key facts



Martin Walker
Henley -on- Thames
Managed fund since
June 2008

Share class launch

29 August 2005

Original fund launch ¹

24 October 1987

Legal status

Mutual Fund - Irish Unit Trust authorised
as UCITS

Share class currency

EUR

Share class type

Accumulation

Fund size

GBP 175.11 mn

Reference index

Mstar GIF OS UK Large-Cap Blend Equity

Bloomberg code

INVUKEE ID

ISIN code

IE00B0H1QC91

Settlement date

Trade Date + 3 Days

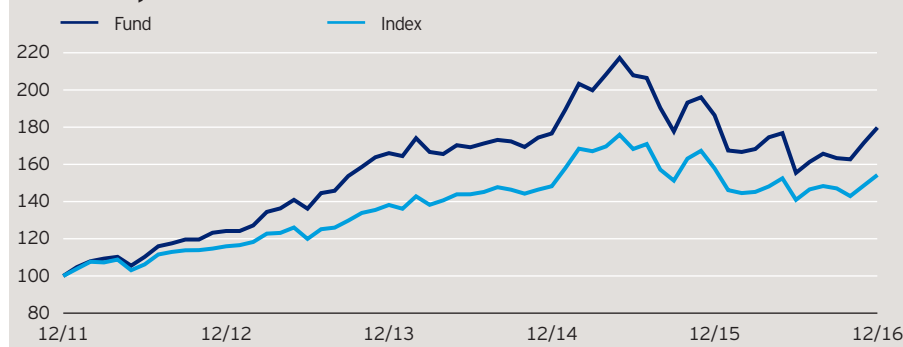
Morningstar Rating™

★★★

Quarterly fund commentary

Debate over the route for Britain's exit from the European Union coursed on through the quarter, adding to currency and market volatility. Both UK equities and government bond yields rose in response to the surprise election of Donald Trump as US President, expecting higher rates of government spending and lower taxes to provide some tailwinds to global economic growth. OPEC agreed its first production cut in eight years, sending crude oil prices soaring at the end of November. The market ended an initially volatile year on a strongly positive note as the FTSE 100 index closed 2016 at an all-time high; the mining and oil & gas sectors, as so often in 2016, provided much of the impetus for the rise. The fund manager has taken advantage of irrational pricing scenarios since the vote for Brexit, maintaining a long-term investment approach. He remains positive on the outlook for the oil and gas sector, reflected in an overweight position in the portfolio. Despite the challenging regulatory outlook for UK banks, the fund manager maintains the view that these businesses are significantly better capitalised than they were ahead of the 2008 global financial crisis, and are now well-positioned to benefit from a steepening yield curve.

Indexed performance*



Cumulative performance*

in %	YTD	1 month	1 year	3 years	5 years
Fund	-3.56	4.79	-3.56	8.28	79.78
Index	-2.26	3.80	-2.26	11.66	54.28

Calendar year performance*

in %	2012	2013	2014	2015	2016
Fund	24.17	33.72	6.37	5.55	-3.56
Index	15.94	19.18	7.29	6.48	-2.26

Standardised rolling 12 month performance**

in %	31.12.11 31.12.12	31.12.12 31.12.13	31.12.13 31.12.14	31.12.14 31.12.15	31.12.15 31.12.16
Fund	24.17	33.72	6.37	5.55	-3.56

The standardised past performance information is updated on a quarterly basis. Should you require up-to-date past performance information this is available on our website www.invescoeuropa.com or by contacting us.

Past performance is not a guide to future returns. The performance shown does not take account of the commissions and costs incurred on the issue and redemption of units.

Invesco UK Equity Fund

E-Acc Shares

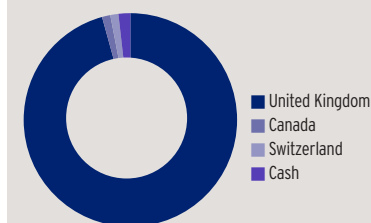
31 December 2016

Top 10 holdings*

(total holdings: 50)

Holding	Sector	%
BP	Energy	7.8
Royal Dutch Shell 'A'	Energy	7.0
Barclays	Financials	5.6
Legal & General	Financials	5.1
Aviva	Financials	4.4
BAE Systems	Industrials	4.0
Royal Bank of Scotland	Financials	3.7
BT	Telecommunication Services	3.6
Coats	Consumer Discretionary	3.1
Vodafone	Telecommunication Services	2.8

Geographical weightings of the fund in %*



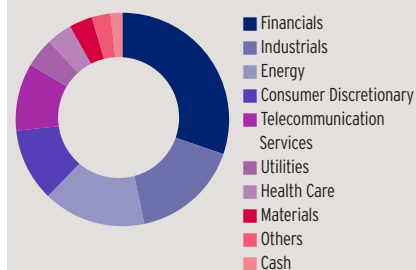
Geographical weightings*

	in %
United Kingdom	95.7
Canada	1.3
Switzerland	1.2
Cash	1.8

Sector weightings*

	in %
Financials	30.3
Industrials	16.5
Energy	15.6
Consumer Discretionary	11.0
Telecommunication Services	10.2
Utilities	4.4
Health Care	3.9
Materials	3.5
Others	2.9
Cash	1.8

Sector weightings of the fund in %*



Financial characteristics*

Average weighted market capitalisation	EUR 45.61 bn
Median market capitalisation	EUR 5.20 bn

3 year characteristics**

Alpha	-1.91
Beta	1.14
Correlation	0.92
Information ratio	-0.31
Sharpe ratio	0.19
Tracking error in %	5.12
Volatility in %	16.44

For detailed information about the 3 year characteristics please see <http://www.invescoeuropa.com/CE/Glossary.pdf>.

NAV and fees

Current NAV

EUR 11.38

12 month price high

EUR 11.61 (05/01/2016)

12 month price low

EUR 9.20 (27/06/2016)

Minimum investment ²

EUR 500

Entry charge

Up to 3.00%

Annual management fee

2.25%

Ongoing charges

2.70% (31/01/2016)

Invesco UK Equity Fund

E-Acc Shares

31 December 2016

Risk Warnings

The value of investments and any income will fluctuate (this may partly be the result of exchange rate fluctuations) and investors may not get back the full amount invested. The risks described herein are the fund specific material risks. For more information please consult the current fund and share class specific Key Investor Information Document (KIID) and for a complete set of risks the current prospectus.

Important Information

¹The Original Fund Launch date shown herein is different from the fund launch date shown in the KIID, as it indicates the launch date of a previous fund that was merged into the fund shown and therefore the track record starts with this previous fund. Further information can be found on our website: www.invescoeuropa.com.

²The minimum investment amounts are: EUR 500 / USD 650 / GBP 400 / CHF 650 / SEK 4,500.

Please contact us or refer to the most up to date Prospectus for details of minimum investment amounts in other currencies.

This share class may not be registered in all countries and dissemination is subject to prior verification of registration status.

This marketing document is exclusively for use by Professional Clients and Financial Advisers in Continental Europe and Qualified Investors in Switzerland. This document is not for consumer use, please do not redistribute. Data as at 31 December 2016, unless otherwise stated. This marketing document is not subject to regulatory requirements that ensure impartiality of investment recommendations and investment strategy recommendations. Therefore, the prohibition of trading before the release of investment recommendations and investment strategy recommendations does not apply.

Past performance is not a guide to future returns. Where Invesco has expressed views and opinions, these may change. If investors are unsure if this product is suitable for them, they should seek advice from a financial adviser. The distribution and the offering of the fund or its share classes in certain jurisdictions may be restricted by law. Persons into whose possession this document may come are required to inform themselves about and to comply with any relevant restrictions. This does not constitute an offer or solicitation by anyone in any jurisdiction in which such an offer is not authorised or to any person to whom it is unlawful to make such an offer or solicitation. Persons interested in acquiring the fund should inform themselves as to (i) the legal requirements in the countries of their nationality, residence, ordinary residence or domicile; (ii) any foreign exchange controls and (iii) any relevant tax consequences. As with all investments, there are associated risks. This document is by way of information only. Asset management services are provided by Invesco in accordance with appropriate local legislation and regulations. The fund is available only in jurisdictions where its promotion and sale is permitted. Forecasts are not reliable indicators of future performance. The forecasts and market outlook presented in this material reflect subjective judgments and assumptions of the investment manager or its delegate and unexpected events may occur. There can be no assurance that developments will transpire as forecasted in this presentation. Where securities are mentioned in this document they do not necessarily represent a specific portfolio holding and do not constitute a recommendation to purchase, hold or sell. The ongoing charges figure is based on annualised expenses for the period ending 31/01/2016. This figure may vary from year to year. It excludes portfolio transaction costs except in the case of an entry or exit charge paid by the Fund when buying or selling shares/units in another fund. Please refer to the most up to date relevant fund and share class-specific Key Investor Information Document for more information on our funds. Further information on our products is available using the contact details shown. This document is issued in Switzerland by Invesco Asset Management (Schweiz) AG. Subscriptions of shares are only accepted on the basis of the most up to date legal offering documents. The legal offering documents (fund and share class specific Key Investor Information Document, prospectus, annual and semi-annual reports, articles and trustee deed) are available free of charge from the issuer: Invesco Asset Management (Schweiz) AG, Talacker 34, CH-8001 Zürich, who acts as representative for the funds distributed in Switzerland. Paying agent for the funds distributed in Switzerland: BNP PARIBAS SECURITIES SERVICES, Paris, succursale de Zurich, Selnaustrasse 16; CH - 8002 Zürich. The fund is domiciled in Ireland.

© 2016 Morningstar. All rights reserved. The information contained herein: (1) is proprietary to Morningstar and/or its content providers; (2) may not be copied or distributed; and (3) is not warranted to be accurate, complete or timely. Neither Morningstar nor its content providers are responsible for any damages or losses arising from any use of this information.