

Invesco Japanese Equity Core Fund C (EUR Hgd)-Acc Shares

31 December 2017

This marketing document is exclusively for use by Qualified Investors in Switzerland, Professional Clients in Continental European countries as defined in the important information section and Professional Clients in Cyprus. This document is not for consumer use, please do not redistribute.

Summary of fund objective

The Fund aims to achieve capital growth by investing primarily in shares of companies in Japan. For the full objectives and investment policy please consult the current prospectus.

Key facts



Paul Chesson
Henley -on- Thames
Managed fund since
March 1997



Tony Roberts
Henley -on- Thames
Managed fund since
December 2009

Share class launch

27 June 2012

Original fund launch ¹

26 November 1991

Legal status

Mutual Fund - Irish Unit Trust authorised as UCITS

Share class currency

EUR

Share class type

Accumulation

Fund size

JPY 35.14 bn

Reference index

TOPIX Index-TR

Bloomberg code

IJECCEH ID

ISIN code

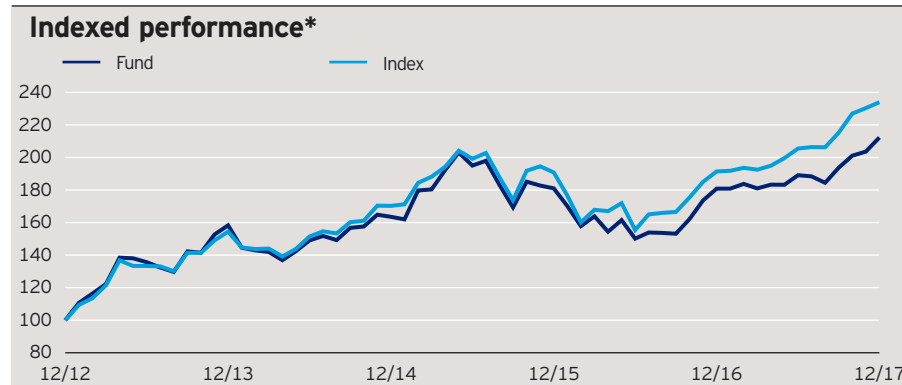
IE00B7YKQH34

Settlement date

Trade Date + 3 Days

Quarterly fund commentary

Japan's equity market rose thanks to strong quarterly earnings, solid global economic growth and the victory of the ruling coalition in the snap election. This win gave the Liberal Democratic Party a fresh mandate to continue its expansionary economic policies. Japan's economic data showed further improvement with 3Q GDP growing by 2.5%, while inflation stayed below the Bank of Japan's 2.0% target but did continue to rise. Against this backdrop, the central bank maintained its expansionary monetary policy. Finally, the Bank of Japan Tankan Survey (December) showed the large manufacturers' business confidence index achieving its highest level since December 2006. This provides further evidence that the economy is gathering momentum from exports and solid corporate profits. The fund is biased towards more economically sensitive areas of the market as well as some exposure to more domestically driven sectors, with significant positions in automakers, banks, real estate and oil companies. We are finding the most attractive valuations in areas of the market which are sensitive to global growth, while in the more growth oriented areas, we believe valuations in some cases look stretched. We added new holdings in shipping companies, an electric power company and a brokerage business over the quarter.



The performance period shown here starts on the last day of the first indicated month and ends on the last day of the last indicated month.

Cumulative performance*

in %	YTD	1 month	1 year	3 years	5 years
Fund	17.39	4.27	17.39	29.81	112.29
Index	22.23	1.57	22.23	37.40	133.96

Calendar year performance*

in %	2013	2014	2015	2016	2017
Fund	58.30	3.31	10.70	-0.10	17.39
Index	54.41	10.27	12.06	0.31	22.23

Standardised rolling 12 month performance**

in %	31.12.12	31.12.13	31.12.14	31.12.15	31.12.16
Fund	58.30	3.31	10.70	-0.10	17.39

The standardised past performance information is updated on a quarterly basis. Should you require up-to-date past performance information this is available on our website www.invescoeuropa.com or by contacting us.

Past performance is not a guide to future returns. The performance shown does not take account of the commissions and costs incurred on the issue and redemption of units.

Invesco Japanese Equity Core Fund

C (EUR Hgd)-Acc Shares

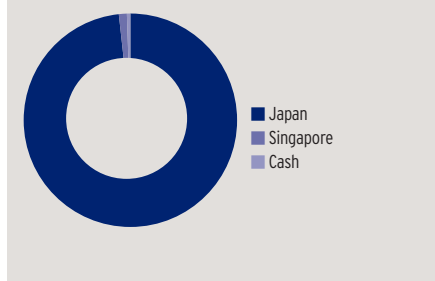
31 December 2017

Top 10 holdings*

(total holdings: 45)

Holding	Sector	%
Inpex	Oil, Gas & Consumable Fuels	6.8
Honda Motor	Automobiles	6.8
Mitsubishi UFJ Financial	Banks	6.6
Toyota Motor	Automobiles	6.6
Sumitomo Mitsui Financial	Banks	6.4
NTT Urban Development	Real Estate Management & Development	4.5
Tokio Marine	Insurance	4.4
Mizuho Financial	Banks	4.2
Hitachi Metals	Metals & Mining	4.2
Mitsubishi Estate	Real Estate Management & Development	3.6

Geographical weightings of the fund in %*



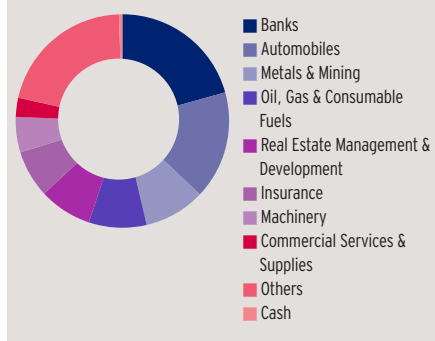
Geographical weightings*

	in %
Japan	98.3
Singapore	1.2
Cash	0.5

Sector weightings*

	in %
Banks	20.7
Automobiles	16.4
Metals & Mining	9.3
Oil, Gas & Consumable Fuels	8.7
Real Estate Management & Development	8.0
Insurance	7.2
Machinery	5.4
Commercial Services & Supplies	2.9
Others	21.0
Cash	0.5

Sector weightings of the fund in %*



Financial characteristics*

Average weighted market capitalisation	EUR 33.98 bn
Median market capitalisation	EUR 4.14 bn

NAV and fees***

Current NAV

EUR 259.63

12 month price high

EUR 260.59 (27/12/2017)

12 month price low

EUR 213.32 (13/04/2017)

Minimum investment ²

EUR 800,000

Entry charge

Up to 5.00%

Annual management fee

1.0%

Ongoing charges

1.34% (31/07/2016)

Source: *Invesco. Portfolio weightings and allocations are subject to change. ***A 1 for 10 share consolidation (reverse stock split) came into effect on 12 September 2016 and the NAV increased proportionately. Where the price shown is for a date prior to 12 September for meaningful comparisons the price has been multiplied by 10.

Invesco Japanese Equity Core Fund

C (EUR Hgd)-Acc Shares

31 December 2017

Risk Warnings

The value of investments and any income will fluctuate (this may partly be the result of exchange rate fluctuations) and investors may not get back the full amount invested. The fund invests in a limited number of holdings and is less diversified, and therefore this may result in large fluctuations of the value of the fund.

Important Information

¹The Original Fund Launch date shown herein is different from the fund launch date shown in the KIID, as it indicates the launch date of a previous fund that was merged into the fund shown and therefore the track record starts with this previous fund. Further information can be found on our website: www.invescoeuropa.com.

²The minimum investment amounts are: USD 1,000,000 / EUR 800,000 / GBP 600,000 / CHF 1,000,000 / SEK 7,000,000. Please contact us or refer to the most up to date Prospectus for details of minimum investment amounts in other currencies.

This marketing document is exclusively for use by Professional Clients in Continental Europe and Cyprus and Qualified Investors in Switzerland. This document is not for consumer use, please do not redistribute. For the purpose of the distribution of this document Continental Europe is defined as Austria, Switzerland, Germany, Spain, Finland, France, Luxembourg, Netherlands. Data as at 31 December 2017, unless otherwise stated. This document is marketing material and is not intended as a recommendation to invest in any particular asset class, security or strategy. Regulatory requirements that require impartiality of investment/investment strategy recommendations are therefore not applicable nor are any prohibitions to trade before publication. The information provided is for illustrative purposes only, it should not be relied upon as recommendations to buy or sell securities. By accepting this document, you consent to communicate with us in English, unless you inform us otherwise.

The performance data shown relates to a past period. Past performance is not a guide to future returns. Where individuals or the business have expressed opinions, they are based on current market conditions, they may differ from those of other investment professionals and are subject to change without notice and are not to be construed as investment advice. This marketing document is not an invitation to subscribe for shares in the fund and is by way of information only, it should not be considered financial advice. This does not constitute an offer or solicitation by anyone in any jurisdiction in which such an offer is not authorised or to any person to whom it is unlawful to make such an offer or solicitation. Persons interested in acquiring the fund should inform themselves as to (i) the legal requirements in the countries of their nationality, residence, ordinary residence or domicile; (ii) any foreign exchange controls and (iii) any relevant tax consequences. As with all investments, there are associated risks. This document is by way of information only. Asset management services are provided by Invesco in accordance with appropriate local legislation and regulations. The fund is available only in jurisdictions where its promotion and sale is permitted. Not all share classes of this fund may be available for public sale in all jurisdictions and not all share classes are the same nor do they necessarily suit every investor. Fee structure and minimum investment levels may vary dependent on share class chosen. Please check the most recent version of the fund prospectus in relation to the criteria for the individual share classes and contact your local Invesco office for full details of the fund registration status in your jurisdiction. Any scheme provided by the Cyprus regulatory system, for the protection of retail clients, does not apply to offshore investments. Compensation under any such scheme will not be available. The Invesco Japanese Equity Core Fund is subject to the provisions of the European Directive 2009/65/EC. Forecasts are not reliable indicators of future performance. The ongoing charges figure is based on annualised expenses for the period ending 31/07/2016. This figure may vary from year to year. It excludes portfolio transaction costs except in the case of an entry or exit charge paid by the Fund when buying or selling shares/units in another fund. For more information on our funds, please refer to the most up to date relevant fund and share class-specific Key Investor Information Documents, the latest Annual or Interim Reports and the latest Prospectus, and constituent documents. This information is available using the contact details of the issuer and is without charge. Further information on our products is available using the contact details shown. Subscriptions of shares are only accepted on the basis of the most up to date legal offering documents. The legal offering documents (fund & share class specific Key Investor Information Document, prospectus, annual and semi-annual reports, articles and trustee deed) are available free of charge with your local Invesco representative or on our website www.invescoeuropa.com.

© 2017 Morningstar. All rights reserved. The information contained herein: (1) is proprietary to Morningstar and/or its content providers; (2) may not be copied or distributed; and (3) is not warranted to be accurate, complete or timely. Neither Morningstar nor its content providers are responsible for any damages or losses arising from any use of this information.

Invesco Japanese Equity Core Fund

C (EUR Hgd)-Acc Shares

31 December 2017

Important Information

Additional information for Austria: Issued in Austria by Invesco Asset Management Österreich - Zweigniederlassung der Invesco Asset Management Deutschland GmbH. The legal offering documents are available free of charge from the issuer of this document: Invesco Asset Management Österreich - Zweigniederlassung der Invesco Asset Management Deutschland GmbH, Rotenturmstrasse 16 - 18, 1010 Vienna as well as at Erste Bank der oesterreichischen Sparkassen AG, Graben 21, A-1010 Vienna acting as paying agent for funds registered for sale in Austria.

Additional information for Cyprus: Issued in Cyprus by Invesco Global Asset Management DAC, Central Quay, Riverside IV, Sir John Rogerson's Quay, Dublin 2, Ireland. Regulated in Ireland by the Central Bank of Ireland.

Additional information for Finland: Issued in Finland by Invesco Asset Management S.A., 16-18 rue de Londres, 75009 Paris, France.

Additional information for France: Issued in France by Invesco Asset Management S.A., 16-18 rue de Londres, 75009 Paris, France.

Additional information for Germany: Issued in Germany by Invesco Asset Management Deutschland GmbH. The legal offering documents are available free of charge from the issuer of this document: Invesco Asset Management Deutschland GmbH, An der Welle 5, D - 60322 Frankfurt am Main.

Additional information for Luxembourg: Issued in Luxembourg by Invesco Asset Management SA, 16-18 rue de Londres, 75009 Paris, France.

Additional information for the Netherlands: Issued in the Netherlands by Invesco Asset Management S.A. Dutch Branch, Vinoly Building, Claude Debussylaan 26, 1082 MD Amsterdam, The Netherlands, www.invesco.nl.

Additional information for Spain: Issued in Spain by Invesco Asset Management S.A., Sucursal en España, C/ Goya 6 - 3º, 28001 Madrid, Spain.

Additional information for Switzerland: Issued in Switzerland by Invesco Asset Management (Schweiz) AG, Talacker 34, CH-8001 Zurich, who acts as representative for the funds distributed in Switzerland. Paying agent for the funds distributed in Switzerland: BNP PARIBAS SECURITIES SERVICES, Paris, succursale de Zurich, Selnaustrasse 16, CH-8002 Zurich. The legal offering documents are available free of charge at our website and local language from the issuer of this document. The fund is domiciled in Ireland.