



Invesco US Value Equity Fund

A-SD Shares

31 December 2016

This marketing document is exclusively for use by Qualified Investors in Switzerland and Professional Clients in Continental European countries where this specific fund's share class is registered for sale. This document is not for consumer use, please do not redistribute. This document may also be used by financial intermediaries in the United States as defined on page 3 of this document.

Summary of fund objective

The fund seeks capital growth and income through investments in equity securities, including common stocks, preferred stocks and securities convertible into common and preferred stocks. The fund emphasizes a value style of investing, seeking well-established, undervalued companies believed by the fund's investment adviser to possess the potential for capital growth and income. The Fund will invest primarily in the common or preferred stocks of companies which are located in the United States of America (US). For the full objectives and investment policy please consult the current prospectus.

Key facts



Kevin Holt
Houston
Managed fund since
August 1999

Share class launch
30 September 2011

Original fund launch¹
17 May 1994

Legal status
Luxembourg SICAV with UCITS status

Share class currency
USD

Share class type
Income

Fund size
USD 73.45 mn

Reference index
S&P 500 (TR)

Bloomberg code
IUSVADU LX

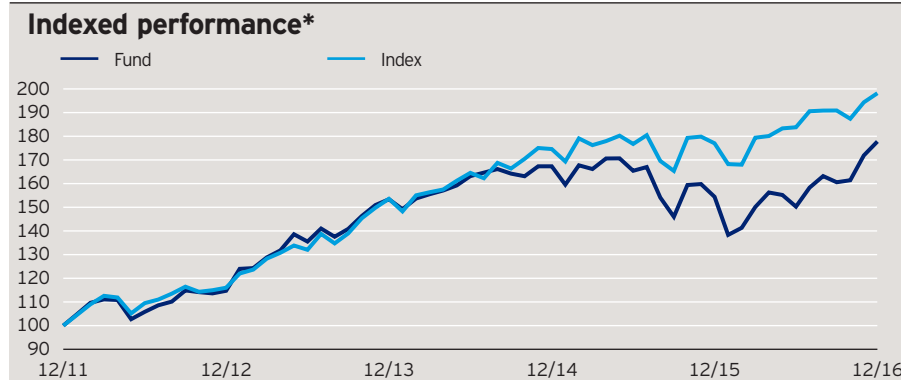
ISIN code
LU0607513743

Settlement date
Trade Date + 3 Days

Morningstar RatingTM
★★★

Quarterly fund commentary

In November, Donald Trump was elected the 45th US President. In the following weeks, equity markets rallied to new record highs, with the fund's benchmark S&P 500 index returning 3.82% for the quarter (total return in USD) and the Dow Jones Industrial Average index hitting 20,000. The rally was led by financial stocks, whilst defensives like consumer staples and healthcare, posted negative returns. In November, OPEC agreed to cut production for the first time in eight years, which helped support higher oil prices. The US Federal Reserve raised interest rates in December. A material overweight and stock selection in consumer discretionary, healthcare (underweight) and energy (overweight), along with no exposure to real estate and an underweight to consumer staples were the main contributors to relative performance. Stock selection in industrials, telecommunication services and information technology were the main detractors to relative performance. Our portfolio is constructed purely from a bottom-up approach, with no macro or top-down calls for sector allocations. Since we are materially overweight the benchmark in financials and energy, the portfolio should be more sensitive to broader moves within those sectors for the foreseeable future, as we remain constructive on the large US banks and energy.



Cumulative performance*

in %	YTD	1 month	1 year	3 years	5 years
Fund	15.13	3.43	15.13	15.91	77.78
Index	11.96	1.98	11.96	29.05	98.18

Calendar year performance*

in %	2012	2013	2014	2015	2016
Fund	14.72	33.71	9.08	-7.70	15.13
Index	16.00	32.39	13.69	1.38	11.96

Standardised rolling 12 month performance**

in %	31.12.11	31.12.12	31.12.13	31.12.14	31.12.15
	31.12.12	31.12.13	31.12.14	31.12.15	31.12.16
Fund	14.72	33.71	9.08	-7.70	15.13

The standardised past performance information is updated on a quarterly basis. Should you require up-to-date past performance information this is available on our website www.invescoeuropa.com or by contacting us.

Past performance is not a guide to future returns. The performance shown does not take account of the commissions and costs incurred on the issue and redemption of units.

*Source: © 2016 Morningstar. Mid to mid, gross income re-invested to 31 December 2016 unless otherwise stated. The figures do not reflect the entry charge payable by individual investors. **Mid to mid, gross income re-invested to 31 December 2016. All performance data on this factsheet is in the currency of the share class. Reference Index Source: Factset.

Invesco US Value Equity Fund

A-SD Shares

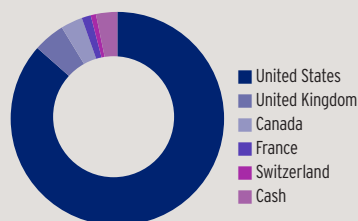
31 December 2016

Holdings and active weights*

(total holdings: 75)

Top 10 holdings	%	Top 10 positive	+	Top 10 negative	-
Citi	5.8	Citi	5.0	Apple	3.1
JPMorgan Chase	4.5	Bank of America	3.3	Exxon Mobil	1.9
Bank of America	4.1	JPMorgan Chase	3.2	Johnson & Johnson	1.7
Carnival	2.6	Carnival	2.5	Amazon.com	1.6
Suncor Energy	2.5	Suncor Energy	2.5	Facebook 'A'	1.5
Morgan Stanley	2.3	Royal Dutch ADR 'A'	2.1	Berkshire Hathaway 'B'	1.5
Cisco Systems	2.3	Morgan Stanley	2.1	AT&T	1.3
Royal Dutch ADR 'A'	2.1	BP ADR	1.9	Procter & Gamble	1.2
PNC Financial Services	2.0	Fifth Third Bancorp	1.8	Alphabet 'A'	1.2
Caterpillar	2.0	PNC Financial Services	1.8	Alphabet 'C'	1.2

Geographical weightings of the fund in %*



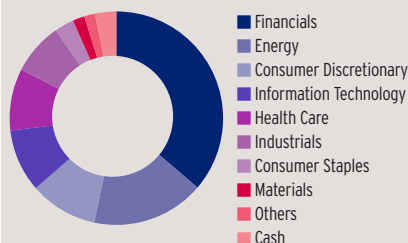
Geographical weightings*

in %	Fund	Index
United States	86.5	99.3
United Kingdom	4.8	0.2
Canada	3.3	0.0
France	1.4	0.0
Switzerland	0.8	0.1
Ireland	0.0	0.1
Singapore	0.0	0.3
Cash	3.2	0.0

Sector weightings*

in %	Fund	Index
Financials	36.3	16.3
Energy	17.1	7.0
Consumer Discretionary	10.3	12.2
Information Technology	9.5	21.0
Health Care	9.4	14.6
Industrials	7.9	9.9
Consumer Staples	2.9	10.1
Materials	1.8	2.9
Others	1.6	5.9
Cash	3.2	0.0

Sector weightings of the fund in %*



Financial characteristics*

Average weighted market capitalisation	USD 107.68 bn
Median market capitalisation	USD 51.39 bn

3 year characteristics**

Alpha	-4.14
Beta	1.10
Correlation	0.86
Information ratio	-0.49
Sharpe ratio	0.36
Tracking error in %	7.11
Volatility in %	13.75

For detailed information about the 3 year characteristics please see <http://www.invescoeuropa.com/CE/Glossary.pdf>.

NAV and fees

Current NAV

USD 33.79

12 month price high

USD 34.29 (12/12/2016)

12 month price low

USD 24.81 (11/02/2016)

Minimum investment²

USD 1,500

Entry charge

Up to 5.00%

Annual management fee

1.4%

Ongoing charges

1.75% (31/08/2015)

Invesco US Value Equity Fund

A-SD Shares

31 December 2016

Risk Warnings

The value of investments and any income will fluctuate (this may partly be the result of exchange rate fluctuations) and investors may not get back the full amount invested. The risks described herein are the fund specific material risks. For more information please consult the current fund and share class specific Key Investor Information Document (KIID) and for a complete set of risks the current prospectus.

Important Information

¹The Original Fund Launch date shown herein is different from the fund launch date shown in the KIID, as it indicates the launch date of a previous fund that was merged into the fund shown and therefore the track record starts with this previous fund. Further information can be found on our website: www.invescoeuropa.com.

²The minimum investment amounts are: USD 1,500 / EUR 1,000 / GBP 1,000 / CHF 1,500 / SEK 10,000.

Please contact us or refer to the most up to date Prospectus for details of minimum investment amounts in other currencies.

This share class may not be registered in all countries and dissemination is subject to prior verification of registration status.

This marketing document is exclusively for use by Professional Clients and Financial Advisers in Continental Europe and Qualified Investors in Switzerland. This document is not for consumer use, please do not redistribute. Data as at 31 December 2016, unless otherwise stated. This marketing document is not subject to regulatory requirements that ensure impartiality of investment recommendations and investment strategy recommendations. Therefore, the prohibition of trading before the release of investment recommendations and investment strategy recommendations does not apply.

The Invesco US Value Equity Fund was formerly named Morgan Stanley US Value Equity Fund, and it became the Invesco US Value Equity Fund on 06/09/2010 as part of Invesco's acquisition of Van Kampen Investments/Morgan Stanley Retail Asset Management Business. Past performance is not a guide to future returns. Where Invesco has expressed views and opinions, these may change. If investors are unsure if this product is suitable for them, they should seek advice from a financial adviser. The distribution and the offering of the fund or its share classes in certain jurisdictions may be restricted by law. Persons into whose possession this document may come are required to inform themselves about and to comply with any relevant restrictions. This does not constitute an offer or solicitation by anyone in any jurisdiction in which such an offer is not authorised or to any person to whom it is unlawful to make such an offer or solicitation. Persons interested in acquiring the fund should inform themselves as to (i) the legal requirements in the countries of their nationality, residence, ordinary residence or domicile; (ii) any foreign exchange controls and (iii) any relevant tax consequences. As with all investments, there are associated risks. This document is by way of information only. Asset management services are provided by Invesco in accordance with appropriate local legislation and regulations. The fund is available only in jurisdictions where its promotion and sale is permitted. Forecasts are not reliable indicators of future performance. The forecasts and market outlook presented in this material reflect subjective judgments and assumptions of the investment manager or its delegate and unexpected events may occur. There can be no assurance that developments will transpire as forecasted in this presentation. Where securities are mentioned in this document they do not necessarily represent a specific portfolio holding and do not constitute a recommendation to purchase, hold or sell. The ongoing charges figure is based on annualised expenses for the period ending 31/08/2015. This figure may vary from year to year. It excludes portfolio transaction costs except in the case of an entry or exit charge paid by the Fund when buying or selling shares/units in another fund. Subscriptions of shares are only accepted on the basis of the most up to date legal offering documents. The legal offering documents (fund & share class specific Key Investor Information Document, prospectus, annual and semi-annual reports, articles and trustee deed) are available free of charge with your local Invesco representative or on our website www.invescoeuropa.com.

© 2016 Morningstar. All rights reserved. The information contained herein: (1) is proprietary to Morningstar and/or its content providers; (2) may not be copied or distributed; and (3) is not warranted to be accurate, complete or timely. Neither Morningstar nor its content providers are responsible for any damages or losses arising from any use of this information.

Additional information for Germany, Austria and Switzerland: This document is issued in Germany by Invesco Asset Management Deutschland GmbH. This document is issued in Austria by Invesco Asset Management Österreich GmbH and in Switzerland by Invesco Asset Management (Schweiz) AG. The legal offering documents are available free of charge from the issuer of this document: Invesco Asset Management Deutschland GmbH, An der Welle 5, D - 60322 Frankfurt am Main; Invesco Asset Management Österreich - Zweigniederlassung der Invesco Asset Management Deutschland GmbH, Rotenturmstrasse 16 - 18, 1010 Vienna as well as at Erste Bank der oesterreichischen Sparkassen AG, Graben 21, A-1010 Vienna acting as paying agent for funds registered for sale in Austria and Invesco Asset Management (Schweiz) AG, Talacker 34, CH-8001 Zürich, who acts as representative for the funds distributed in Switzerland. Paying agent for the funds distributed in Switzerland: BNP PARIBAS SECURITIES SERVICES, Paris, succursale de Zurich, Selnastrasse 16; CH - 8002 Zürich. The fund is domiciled in Luxembourg.

Additional information for Financial Intermediaries in the United States: This material is intended for distributors, platforms, financial advisors and investment managers located in the United States in relation to their activities with offshore clients only. It must not be redistributed to end investors. This document is neither intended for US Persons, nor US residents. This fund must not be marketed on the US soil. This fund is registered for distribution in a limited number of countries, and should an activity create additional obligations (such as a local registration for sale or tax notification) for Invesco, you shall seek the prior formal approval of Invesco before undertaking such activity. Any marketing material you create on the fund for end investors shall also be expressly approved by Invesco. Issued in the US by Invesco Distributors, Inc., 11 Greenway Plaza, Suite 1000, Houston, Texas 77046. Invesco Distributors is the appointed US sub-distributor of the Invesco Funds, SICAV.