

# Invesco Renminbi Fixed Income Fund A (EUR)-AD Shares

28 February 2019

**This marketing document is exclusively for use by Qualified Investors in Switzerland and Professional Clients in Continental European countries as defined in the important information section. This document is not for consumer use, please do not redistribute. This document may also be used by financial intermediaries in the United States as defined in the important information section.**

## Summary of fund objective

The investment objective of the Fund is to achieve total return, comprised of current income and capital appreciation by investing primarily in Renminbi (RMB) denominated debt instruments and RMB denominated Money Market Instruments and bank deposits. For the full objectives and investment policy please consult the current prospectus.

## Key facts



**Ken Hu**  
Hong Kong  
Managed fund since  
July 2015



**Chris Lau**  
Hong Kong  
Managed fund since  
July 2015

### Share class launch

27 June 2012

### Original fund launch

27 June 2012

### Legal status

Luxembourg SICAV with UCITS status

### Share class currency

EUR

### Share class type

Income

### Fund size

USD 15.82 mn

### Reference index

Markit iBoxx ALBI China Offshore

### Bloomberg code

IRFADE LX

### ISIN code

LU0794788736

### Settlement date

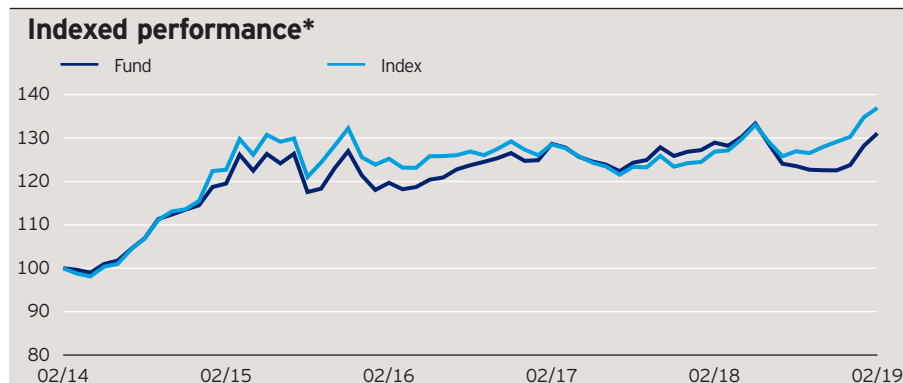
Trade Date + 3 Days

### Morningstar Rating™

★★★

## Quarterly fund commentary

During the fourth quarter, Chinese authorities continued to ease their monetary and administration policies. Against this backdrop, we expect Chinese yuan short-term and long-term interest rates to decline further positively impacting Chinese bond prices. The weakening of crude oil prices and commodities prices will keep inflation benign, being constructive for the Renminbi bonds. Within the portfolio, we are overweight in the Chinese consumption sectors relative to reference index, as they are benefitting from recent household tax cuts in China. We are underweight in the Chinese export, telecom, media and technology sectors relative to reference index amid the US-China trade tensions.



The performance period shown here starts on the last day of the first indicated month and ends on the last day of the last indicated month.

## Cumulative performance\*

in %	YTD	1 month	1 year	3 years	5 years
Fund	5.89	2.24	1.66	9.52	31.09
Index	5.11	1.61	7.95	9.37	36.96

## Calendar year performance\*

in %	2014	2015	2016	2017	2018
Fund	12.14	6.02	2.75	1.68	-2.40
Index	14.20	8.75	1.40	-2.45	4.89

## Standardised rolling 12 month performance\*

in %	28.02.14	28.02.15	28.02.16	28.02.17	28.02.18	28.02.19
Fund	19.51	0.15	7.50	0.22	1.66	
Index	22.71	2.05	2.65	-1.30	7.95	

Past performance is not a guide to future returns. The performance shown does not take account of the commissions and costs incurred on the issue and redemption of units.

\*Source: © 2019 Morningstar. Indexed performance: Performance of an investment of 100 in share class currency. Gross income re-invested to 28 February 2019 unless otherwise stated. The figures do not reflect the entry charge payable by individual investors. All performance data on this factsheet is in the currency of the share class. Reference Index Source: Bloomberg. The index performance shown is for the HSBC Offshore Renminbi Bond Index up to 31 December 2012, and for the Markit iBoxx ALBI China Offshore thereafter. There is currently a discretionary cap of operating expenses at a maximum of 0.10% in place. This figure forms part of the ongoing charge and may positively impact the performance of the Share Class.

# Invesco Renminbi Fixed Income Fund

## A (EUR)-AD Shares

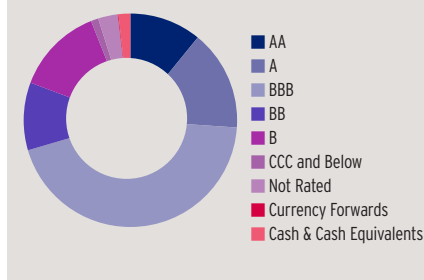
28 February 2019

### Top 10 holdings\*

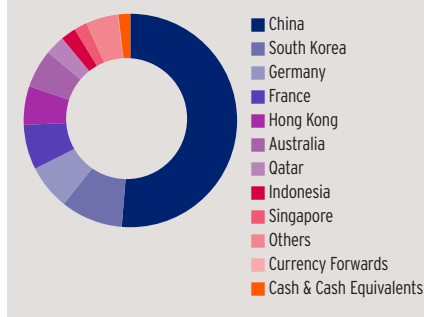
(total holdings: 43)

Holding	%
Shimao Property 5.750 Mar 15 21	3.9
Franshion Brilliant 5.200 Mar 08 21	3.9
BMW Finance NV 4.250 Oct 18 20	3.9
Industrial & Commercial Bank of China 6.000 Dec 29 49	3.9
Ocean Wealth Bond 6.500 Feb 27 20	3.9
Societe Generale 5.200 Jun 03 25	3.9
Far East Horizon 4.900 Feb 27 21	3.8
Beijing Capital Polaris Investment 5.200 Mar 26 20	3.4
Export-Import Bank of Korea 4.650 Jun 21 21	3.0
Korea Development Bank Bond 4.600 Jul 03 21	3.0

### Credit ratings of the fund in %\*



### Geographical weightings of the fund in %\*



### NAV and fees

#### Current NAV

EUR 10.55

#### 12 month price high

EUR 10.83 (29/05/2018)

#### 12 month price low

EUR 9.69 (25/09/2018)

#### Minimum investment <sup>1</sup>

EUR 1,000

#### Entry charge

Up to 5.00%

#### Annual management fee

1.0%

#### Ongoing charges <sup>2</sup>

1.39%

### Sector weightings\*

	in %
<b>Government Related</b>	27.8
<b>Corporate Bonds</b>	70.3
Industrial	37.0
Financial	30.9
Utility	2.3
Currency Forwards	0.1
<b>Cash &amp; Cash Equivalents</b>	1.8

### Geographical weightings\*

	in %
China	51.3
South Korea	9.4
Germany	6.8
France	6.8
Hong Kong	5.8
Australia	5.8
Qatar	3.0
Indonesia	2.3
Singapore	2.0
Others	4.9
Currency Forwards	0.1
Cash & Cash Equivalents	1.8

### Maturity distribution\*

	in %
0-1 year	11.6
1-3 years	66.9
3-5 years	8.0
5-10 years	11.3
10-20 years	2.3
20+ years	0.0

### Duration distribution\*

	in %
(average duration: 2.3)	
0-1 year	18.7
1-3 years	62.9
3-5 years	8.7
5-7 years	9.1
7-10 years	0.6
10-15 years	0.0
15+ years	0.0

### Credit ratings\*

(average rating: BBB)

	in %
AA	10.9
A	15.2
BBB	44.4
BB	10.3
B	13.3
CCC and Below	1.1
Not Rated	3.0
Currency Forwards	0.1
Cash & Cash Equivalents	1.8

### Yield %\*

Gross Current Yield	5.70
Gross Redemption Yield	6.19

Source: \*Invesco. Portfolio weightings and allocations are subject to change. The weightings for each breakdown are rounded to the nearest tenth or hundredth of a percent; therefore, the aggregate weights for each breakdown may not equal 100%.

# Invesco Renminbi Fixed Income Fund

## A (EUR)-AD Shares

28 February 2019

### Risk Warnings

The value of investments and any income will fluctuate (this may partly be the result of exchange rate fluctuations) and investors may not get back the full amount invested. Debt instruments are exposed to credit risk which is the ability of the borrower to repay the interest and capital on the redemption date. Changes in interest rates will result in fluctuations in the value of the fund. As a large portion of the fund is invested in less developed countries, you should be prepared to accept significantly large fluctuations in the value of the fund. The fund may invest in contingent convertible bonds which may result in significant risk of capital loss based on certain trigger events. The fund invests in a limited number of holdings and is less diversified. This may result in large fluctuations in the value of the fund. Investments in debt instruments which are of lower credit quality may result in large fluctuations in the value of the fund.

### Important Information

<sup>1</sup>The minimum investment amounts are: USD 1,500 / EUR 1,000 / GBP 1,000 / CHF 1,500 / SEK 10,000. Please contact us or refer to the most up to date Prospectus for details of minimum investment amounts in other currencies.

<sup>2</sup>The ongoing charges figure is based on annualised expenses for the period ending August 2018. This figure may vary from year to year. It excludes portfolio transaction costs except in the case of an entry or exit charge paid by the Fund when buying or selling shares/units in another fund.

**This marketing document is exclusively for use by Professional Clients and Financial Advisers in Continental Europe and Qualified Investors in Switzerland. This document is not for consumer use, please do not redistribute. For the purpose of the distribution of this document Continental Europe is defined as Austria, Belgium, Switzerland, Germany, Spain, Finland, France, Italy, Luxembourg, Netherlands. Data as at 28 February 2019, unless otherwise stated. This document is marketing material and is not intended as a recommendation to invest in any particular asset class, security or strategy. Regulatory requirements that require impartiality of investment/investment strategy recommendations are therefore not applicable nor are any prohibitions to trade before publication. The information provided is for illustrative purposes only, it should not be relied upon as recommendations to buy or sell securities. By accepting this document, you consent to communicate with us in English, unless you inform us otherwise.**

Previous Benchmark: HSBC Offshore Renminbi Bond Index up to 29 April 2016. Past performance is not a guide to future returns. Where individuals or the business have expressed opinions, they are based on current market conditions, they may differ from those of other investment professionals and are subject to change without notice and are not to be construed as investment advice. This marketing document is not an invitation to subscribe for shares in the fund and is by way of information only, it should not be considered financial advice. This does not constitute an offer or solicitation by anyone in any jurisdiction in which such an offer is not authorised or to any person to whom it is unlawful to make such an offer or solicitation. Persons interested in acquiring the fund should inform themselves as to (i) the legal requirements in the countries of their nationality, residence, ordinary residence or domicile; (ii) any foreign exchange controls and (iii) any relevant tax consequences. As with all investments, there are associated risks. This document is by way of information only. Asset management services are provided by Invesco in accordance with appropriate local legislation and regulations. The fund is available only in jurisdictions where its promotion and sale is permitted. Not all share classes of this fund may be available for public sale in all jurisdictions and not all share classes are the same nor do they necessarily suit every investor. Fee structure and minimum investment levels may vary dependent on share class chosen. Please check the most recent version of the fund prospectus in relation to the criteria for the individual share classes and contact your local Invesco office for full details of the fund registration status in your jurisdiction. Forecasts are not reliable indicators of future performance. For more information on our funds, please refer to the most up to date relevant fund and share class-specific Key Investor Information Documents, the latest Annual or Interim Reports and the latest Prospectus, and constituent documents. This information is available in English using the contact details of the issuer and is without charge. Further information on our products is available using the contact details shown. The yields shown are expressed as a % per annum of the current NAV of the fund. They are an estimate for the next 12 months, assuming that the fund's portfolio remains unchanged and there are no defaults or deferrals of coupon payments or capital repayments. Cash income is estimated coupons from bonds. The gross current yield is an indication of the expected cash income over the next 12 months. The estimated gross redemption yield is a longer-term picture indicating expected annual total return. This means that in addition to expected cash income, it includes the amortised annual value of unrealised capital gains or losses of bond holdings currently held by the fund, calculated with reference to their current market price and expected redemption value made upon maturity of the bonds. Neither of the yields is guaranteed. Nor do they reflect the fund charges or the entry charge of the fund. Investors may be subject to tax on distributions. Subscriptions of shares are only accepted on the basis of the most up to date legal offering documents. The legal offering documents (fund & share class specific Key Investor Information Document, prospectus, annual and semi-annual reports, articles and trustee deed) are available free of charge with your local Invesco representative or on our website [www.invescoeurope.com](http://www.invescoeurope.com).

© 2019 Morningstar. All rights reserved. The information contained herein: (1) is proprietary to Morningstar and/or its content providers; (2) may not be copied or distributed; and (3) is not warranted to be accurate, complete or timely. Neither Morningstar nor its content providers are responsible for any damages or losses arising from any use of this information.

**Additional information for Financial Intermediaries in the United States:** This document is intended for distribution to US financial intermediaries for informational purposes and in relation to their activities with offshore clients only. The Funds are not registered under any US securities law, and may not be offered or sold directly or indirectly in the US, its territories or possessions, nor to any US persons, citizens or residents. The Fund must not be marketed on US soil. This does not constitute a recommendation of any investment strategy or product for a particular investor. Investors should consult a financial professional before making any investment decisions. Issued in the US by Invesco Distributors, Inc., 11 Greenway Plaza, Suite 1000, Houston, Texas 77046, USA. Invesco Distributors, Inc. is the appointed US sub-distributor of the Invesco Funds, SICAV. All entities are indirect, wholly owned subsidiaries of Invesco Ltd.

---

# Invesco Renminbi Fixed Income Fund

## A (EUR)-AD Shares

28 February 2019

---

### Important Information

**Additional information for Austria:** Issued in Austria by Invesco Asset Management Österreich - Zweigniederlassung der Invesco Asset Management Deutschland GmbH, Rotenturmstrasse 16 - 18, 1010 Vienna as well as at Erste Bank der oesterreichischen Sparkassen AG, Graben 21, A-1010 Vienna acting as paying agent for funds registered for sale in Austria.

**Additional information for Belgium:** Issued in Belgium by Invesco Asset Management S.A. Belgian Branch (France), situé Avenue Louise 235, 1050 Bruxelles, Belgium, [www.invesco.be](http://www.invesco.be).

**Additional information for Finland:** Issued in Finland by Invesco Asset Management S.A., 16-18 rue de Londres, 75009 Paris, France.

**Additional information for France:** Issued in France by Invesco Asset Management S.A., 16-18 rue de Londres, 75009 Paris, France.

**Additional information for Germany:** Issued in Germany by Invesco Asset Management Deutschland GmbH, An der Welle 5, 60322 Frankfurt am Main, Germany.

**Additional information for Italy:** Issued in Italy by Invesco Asset Management S.A, Sede Secondaria, Via Bocchetto 6, 20123 Milan, Italy.

**Additional information for Luxembourg:** Issued in Luxembourg by Invesco Asset Management SA, 16-18 rue de Londres, 75009 Paris, France.

**Additional information for Netherlands:** Issued in Netherlands by Invesco Asset Management S.A. Dutch Branch, Vinoly Building, Claude Debussylaan 26, 1082 MD Amsterdam, The Netherlands, [www.invesco.nl](http://www.invesco.nl).

**Additional information for Spain:** Issued in Spain by Invesco Asset Management S.A., Sucursal en España, C/ Goya 6 - 3º, 28001 Madrid, Spain.

**Additional information for Switzerland:** Issued in Switzerland by Invesco Asset Management (Schweiz) AG, Talacker 34, CH-8001 Zurich, who acts as representative for the funds distributed in Switzerland. Paying agent for the funds distributed in Switzerland: BNP PARIBAS SECURITIES SERVICES, Paris, succursale de Zurich, Selnaustrasse 16, CH-8002 Zurich. The legal offering documents are available free of charge at our website and local language from the issuer of this document. The fund is domiciled in Luxembourg.