

Invesco Pan European Small Cap Equity Fund A (USD)-AD Shares

31 January 2019

This marketing document is exclusively for use by Qualified Investors in Switzerland, Professional Clients in Continental European countries as defined in the important information section and Professional Clients in Cyprus. This document is not for consumer use, please do not redistribute.
This document may also be used by financial intermediaries in the United States as defined in the important information section.

Summary of fund objective

The Fund aims to provide long-term capital growth primarily from a portfolio of investments in smaller companies of any European stock market. For the full objectives and investment policy please consult the current prospectus.

Key facts



Jonathan Brown
Henley -on- Thames
Managed fund since
February 2007



Adrian Bignell
Henley -on- Thames
Managed fund since
January 2004

Share class launch

28 April 2008

Original fund launch

02 January 1991

Legal status

Luxembourg SICAV with UCITS status

Share class currency

USD

Share class type

Income

Fund size

EUR 89.70 mn

Reference index

EMIX Smaller European Companies Index-NR

Bloomberg code

INVPESC LX

ISIN code

LU0334858676

Settlement date

Trade Date + 3 Days

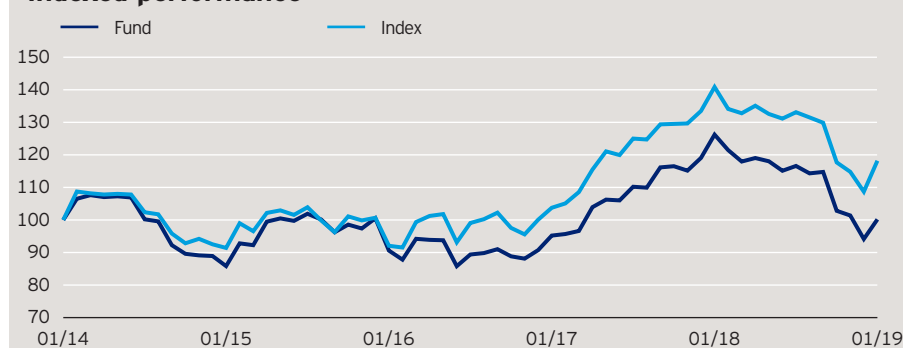
Morningstar Rating™

★★

Quarterly fund commentary

The last three months have been difficult for the European markets as investor sentiment continues to worsen. Trade tensions, lower than expected economic data, falling oil prices, widening credit spreads, and an array of unfinished political business have contributed to a rising sense of fear in the financial markets and increasingly volatile trading sessions. Within the fund, Industrials was a standout performer followed by Materials. While Energy and Health Care were the largest detractors. It is easy to be influenced by all the gloomy headlines. What matters to us is to assess if the outlook is as negative as what is being priced in. When markets are as polarised as they currently are, we must build portfolios which express a firm view based on fundamental analysis. The fund's strategy is to invest in Pan European smaller companies with what we consider to be healthy financial positions, sound management and a potential to deliver higher returns on capital. Valuation is key in the investment process.

Indexed performance*



The performance period shown here starts on the last day of the first indicated month and ends on the last day of the last indicated month.

Cumulative performance*

| in % | YTD | 1 month | 1 year | 3 years | 5 years |
|-------|------|---------|--------|---------|---------|
| Fund | 6.41 | 6.41 | -20.63 | 10.59 | 0.18 |
| Index | 8.74 | 8.74 | -16.08 | 28.39 | 18.20 |

Calendar year performance*

| in % | 2014 | 2015 | 2016 | 2017 | 2018 |
|-------|--------|-------|-------|-------|--------|
| Fund | -10.94 | 13.04 | -9.73 | 31.22 | -20.93 |
| Index | -8.09 | 8.81 | -0.58 | 33.38 | -18.57 |

Standardised rolling 12 month performance*

| in % | 31.01.14 | 31.01.15 | 31.01.16 | 31.01.17 | 31.01.18 |
|-------|----------|----------|----------|----------|----------|
| | 31.01.15 | 31.01.16 | 31.01.17 | 31.01.18 | 31.01.19 |
| Fund | -14.18 | 5.55 | 5.09 | 32.58 | -20.63 |
| Index | -8.59 | 0.72 | 12.69 | 35.76 | -16.08 |

Past performance is not a guide to future returns. The performance shown does not take account of the commissions and costs incurred on the issue and redemption of units.

Invesco Pan European Small Cap Equity Fund

A (USD)-AD Shares

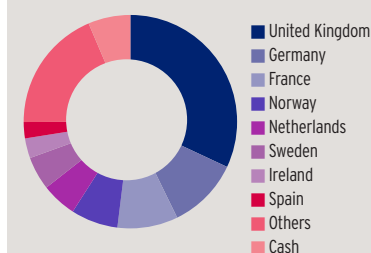
31 January 2019

Top 10 holdings*

(total holdings: 126)

| Holding | Sector | % |
|---------------------|------------------------|-----|
| Ocean Yield | Energy | 3.0 |
| Golar LNG | Energy | 2.3 |
| FLEX LNG | Energy | 2.2 |
| Zon Multimedia | Communication Services | 2.2 |
| Africa Oil | Energy | 2.2 |
| Groupe Eurotunnel | Industrials | 1.9 |
| Accsys Technologies | Materials | 1.8 |
| Hansa Medical | Health Care | 1.7 |
| Nabaltec | Materials | 1.7 |
| Borr Drilling | Energy | 1.6 |

Geographical weightings of the fund in %*



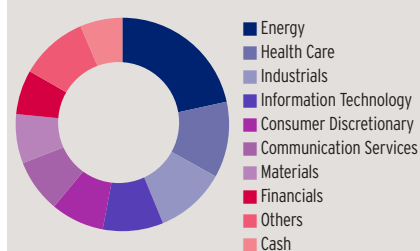
Geographical weightings*

| | in % |
|----------------|------|
| United Kingdom | 32.0 |
| Germany | 10.8 |
| France | 9.2 |
| Norway | 7.1 |
| Netherlands | 5.3 |
| Sweden | 5.1 |
| Ireland | 3.0 |
| Spain | 2.5 |
| Others | 18.6 |
| Cash | 6.4 |

Sector weightings*

| | in % |
|------------------------|------|
| Energy | 21.6 |
| Health Care | 11.5 |
| Industrials | 10.7 |
| Information Technology | 9.2 |
| Consumer Discretionary | 8.1 |
| Communication Services | 8.1 |
| Materials | 7.5 |
| Financials | 6.7 |
| Others | 10.3 |
| Cash | 6.4 |

Sector weightings of the fund in %*



Financial characteristics*

| | |
|--|---------------|
| Average weighted market capitalisation | USD 1.39 bn |
| Median market capitalisation | USD 768.33 mn |

3 year characteristics**

| | |
|---------------------|-------|
| Alpha | -4.29 |
| Beta | 0.92 |
| Correlation | 0.92 |
| Information ratio | -1.02 |
| Sharpe ratio | 0.12 |
| Tracking error in % | 4.76 |
| Volatility in % | 14.19 |

For detailed information about the 3 year characteristics please see <http://assets.invescohub.com/invesco-eu/glossary.pdf>.

NAV and fees

Current NAV

USD 25.08

12 month price high

USD 31.61 (01/02/2018)

12 month price low

USD 22.99 (27/12/2018)

Minimum investment ¹

USD 1,500

Entry charge

Up to 5.00%

Annual management fee

1.5%

Ongoing charges ²

2.02%

Invesco Pan European Small Cap Equity Fund

A (USD)-AD Shares

31 January 2019

Risk Warnings

The value of investments and any income will fluctuate (this may partly be the result of exchange rate fluctuations) and investors may not get back the full amount invested. This is a small companies fund, you should be prepared to accept a higher degree of risk than a fund that invests in larger companies.

Important Information

¹The minimum investment amounts are: USD 1,500 / EUR 1,000 / GBP 1,000 / CHF 1,500 / SEK 10,000. Please contact us or refer to the most up to date Prospectus for details of minimum investment amounts in other currencies.

²The ongoing charges figure is based on annualised expenses for the period ending August 2017. This figure may vary from year to year. It excludes portfolio transaction costs except in the case of an entry or exit charge paid by the Fund when buying or selling shares/units in another fund.

This marketing document is exclusively for use by Professional Clients in Continental Europe and Cyprus and Qualified Investors in Switzerland. This document is not for consumer use, please do not redistribute. For the purpose of the distribution of this document Continental Europe is defined as Austria, Belgium, Switzerland, Cyprus, Germany, Spain, Finland, France, Luxembourg, Netherlands, Norway, Sweden. Data as at 31 January 2019, unless otherwise stated. This document is marketing material and is not intended as a recommendation to invest in any particular asset class, security or strategy. Regulatory requirements that require impartiality of investment/investment strategy recommendations are therefore not applicable nor are any prohibitions to trade before publication. The information provided is for illustrative purposes only, it should not be relied upon as recommendations to buy or sell securities. By accepting this document, you consent to communicate with us in English, unless you inform us otherwise.

Previous Benchmark: Euromoney Smaller European Companies-PR up to 31 January 2017. The performance data shown relates to a past period. Past performance is not a guide to future returns. Where individuals or the business have expressed opinions, they are based on current market conditions, they may differ from those of other investment professionals and are subject to change without notice and are not to be construed as investment advice. This marketing document is not an invitation to subscribe for shares in the fund and is by way of information only, it should not be considered financial advice. This does not constitute an offer or solicitation by anyone in any jurisdiction in which such an offer is not authorised or to any person to whom it is unlawful to make such an offer or solicitation. Persons interested in acquiring the fund should inform themselves as to (i) the legal requirements in the countries of their nationality, residence, ordinary residence or domicile; (ii) any foreign exchange controls and (iii) any relevant tax consequences. As with all investments, there are associated risks. This document is by way of information only. Asset management services are provided by Invesco in accordance with appropriate local legislation and regulations. The fund is available only in jurisdictions where its promotion and sale is permitted. Not all share classes of this fund may be available for public sale in all jurisdictions and not all share classes are the same nor do they necessarily suit every investor. Fee structure and minimum investment levels may vary dependent on share class chosen. Please check the most recent version of the fund prospectus in relation to the criteria for the individual share classes and contact your local Invesco office for full details of the fund registration status in your jurisdiction. Any scheme provided by the Cyprus regulatory system, for the protection of retail clients, does not apply to offshore investments. Compensation under any such scheme will not be available. The Invesco Pan European Small Cap Equity Fund is subject to the provisions of the European Directive 2009/65/EC. Forecasts are not reliable indicators of future performance. For more information on our funds, please refer to the most up to date relevant fund and share class-specific Key Investor Information Documents, the latest Annual or Interim Reports and the latest Prospectus, and constituent documents. This information is available using the contact details of the issuer and is without charge. Further information on our products is available using the contact details shown. Subscriptions of shares are only accepted on the basis of the most up to date legal offering documents. The legal offering documents (fund & share class specific Key Investor Information Document, prospectus, annual and semi-annual reports, articles and trustee deed) are available free of charge with your local Invesco representative or on our website www.invescoeurope.com.

© 2019 Morningstar. All rights reserved. The information contained herein: (1) is proprietary to Morningstar and/or its content providers; (2) may not be copied or distributed; and (3) is not warranted to be accurate, complete or timely. Neither Morningstar nor its content providers are responsible for any damages or losses arising from any use of this information.

Additional information for Financial Intermediaries in the United States: This document is intended for distribution to US financial intermediaries for informational purposes and in relation to their activities with offshore clients only. The Funds are not registered under any US securities law, and may not be offered or sold directly or indirectly in the US, its territories or possessions, nor to any US persons, citizens or residents. The Fund must not be marketed on US soil. This does not constitute a recommendation of any investment strategy or product for a particular investor. Investors should consult a financial professional before making any investment decisions. Issued in the US by Invesco Distributors, Inc., 11 Greenway Plaza, Suite 1000, Houston, Texas 77046, USA. Invesco Distributors, Inc. is the appointed US sub-distributor of the Invesco Funds, SICAV or Invesco Fund Series 1-6. All entities are indirect, wholly owned subsidiaries of Invesco Ltd.

Invesco Pan European Small Cap Equity Fund

A (USD)-AD Shares

31 January 2019

Important Information

Additional information for Austria: Issued in Austria by Invesco Asset Management Österreich - Zweigniederlassung der Invesco Asset Management Deutschland GmbH, Rotenturmstrasse 16 - 18, 1010 Vienna as well as at Erste Bank der oesterreichischen Sparkassen AG, Graben 21, A-1010 Vienna acting as paying agent for funds registered for sale in Austria.

Additional information for Belgium: Issued in Belgium by Invesco Asset Management S.A. Belgian Branch (France), situé Avenue Louise 235, 1050 Bruxelles, Belgium, www.invesco.be.

Additional information for Cyprus: Issued in Cyprus by Invesco Asset Management S.A. 18, rue de Londres, F-75009 Paris. Authorised and regulated by the Autorité des marchés financiers in France.

Additional information for Finland: Issued in Finland by Invesco Asset Management S.A., 16-18 rue de Londres, 75009 Paris, France.

Additional information for France: Issued in France by Invesco Asset Management S.A., 16-18 rue de Londres, 75009 Paris, France.

Additional information for Germany: Issued in Germany by Invesco Asset Management Deutschland GmbH, An der Welle 5, 60322 Frankfurt am Main, Germany.

Additional information for Luxembourg: Issued in Luxembourg by Invesco Asset Management SA, 16-18 rue de Londres, 75009 Paris, France.

Additional information for Netherlands: Issued in Netherlands by Invesco Asset Management S.A. Dutch Branch, Vinoly Building, Claude Debussylaan 26, 1082 MD Amsterdam, The Netherlands, www.invesco.nl.

Additional information for Norway: Issued in Norway by Invesco Asset Management S.A., 16-18 rue de Londres, 75009 Paris, France.

Additional information for Spain: Issued in Spain by Invesco Asset Management S.A., Sucursal en España, C/ Goya 6 - 3º, 28001 Madrid, Spain.

Additional information for Sweden: Issued in Sweden by Invesco Asset Management S.A., Swedish Filial, Convendum, Jakobsbergsgatan 16, 111 43 Stockholm, Sweden.

Additional information for Switzerland: Issued in Switzerland by Invesco Asset Management (Schweiz) AG, Talacker 34, CH-8001 Zurich, who acts as representative for the funds distributed in Switzerland. Paying agent for the funds distributed in Switzerland: BNP PARIBAS SECURITIES SERVICES, Paris, succursale de Zurich, Selnaustrasse 16, CH-8002 Zurich. The legal offering documents are available free of charge at our website and local language from the issuer of this document. The fund is domiciled in Luxembourg.