

# Invesco Pan European Equity Income Fund

## A-SD Shares

31 January 2019

**This marketing document is exclusively for use by Qualified Investors in Switzerland, Professional Clients in Continental European countries as defined in the important information section and Professional Clients in Malta. This document is not for consumer use, please do not redistribute.**  
**This document may also be used by financial intermediaries in the United States as defined in the important information section.**

### Summary of fund objective

The Fund aims to generate income together with long-term capital growth, through investing primarily in European equities. The Fund will seek to deliver an above average gross dividend yield. For the full objectives and investment policy please consult the current prospectus.

### Key facts



Stephanie Butcher  
Henley -on- Thames  
Managed fund since  
December 2010



James Goldstone  
Henley -on- Thames  
Managed fund since  
May 2014

#### Share class launch

31 October 2006

#### Original fund launch

31 October 2006

#### Legal status

Luxembourg SICAV with UCITS status

#### Share class currency

EUR

#### Share class type

Income

#### Fund size

EUR 122.67 mn

#### Reference index

MSCI Europe-ND

#### Bloomberg code

INPEEAD LX

#### ISIN code

LU0267986049

#### Settlement date

Trade Date + 3 Days

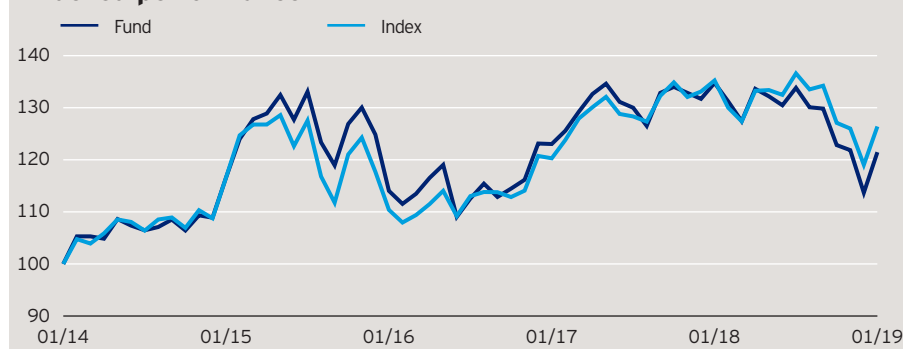
#### Morningstar Rating™

★★★

### Quarterly fund commentary

The last three months have been difficult for the Pan European equity markets as investor sentiment continues to worsen. Trade tensions, lower than expected economic data, falling oil prices, widening credit spreads, and an array of unfinished political business have contributed to a rising sense of fear in the financial markets and increasingly volatile trading sessions. Within the fund, Communication Services was a standout performer followed by Health Care. While Materials and Consumer Staples were the largest detractors. Whilst we can sympathise with the notion that the economic clouds are somewhat darker than at the start of 2018, we are not subscribers to the notion of economic Armageddon. It is easy to be influenced by all the gloomy headlines. Growth is slower in Europe in part for temporary reasons, but we are not in recession and we do not think that this is likely in 2019. These issues are dominating short term trading - which we suspect is being exacerbated by index-tracking funds - and on that basis we believe they are overstated when holding a long-term view. Our strategy remains focused on companies with what we view as attractive valuations, having the potential to pay and grow dividends, and deliver capital appreciation.

#### Indexed performance\*



The performance period shown here starts on the last day of the first indicated month and ends on the last day of the last indicated month.

#### Cumulative performance\*

in %	YTD	1 month	1 year	3 years	5 years
Fund	6.85	6.85	-9.87	6.52	21.46
Index	6.19	6.19	-6.53	14.52	26.40

#### Calendar year performance\*

in %	2014	2015	2016	2017	2018
Fund	7.53	14.67	-1.38	6.97	-13.69
Index	6.84	8.22	2.58	10.24	-10.57

#### Standardised rolling 12 month performance\*

in %	31.01.14 31.01.15	31.01.15 31.01.16	31.01.16 31.01.17	31.01.17 31.01.18	31.01.18 31.01.19
Fund	16.61	-2.21	7.89	9.54	-9.87
Index	16.62	-5.35	8.98	12.43	-6.53

Past performance is not a guide to future returns. The performance shown does not take account of the commissions and costs incurred on the issue and redemption of units.

# Invesco Pan European Equity Income Fund

## A-SD Shares

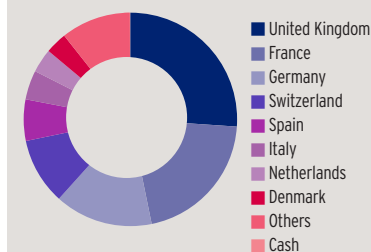
31 January 2019

### Holdings and active weights\*

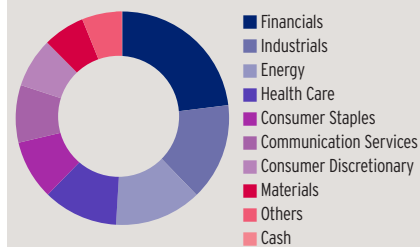
(total holdings: 66)

Top 10 holdings	%	Top 10 overweight	+	Top 10 underweight	-
Roche	3.7	Royal Dutch Shell 'A' (EUR)	2.3	Nestle	3.2
Novartis	3.2	Carrefour	2.2	HSBC	2.0
Sanofi	3.0	UPM	2.0	Royal Dutch Shell 'A'	1.7
Total	2.8	A.P. Moller-Maersk	1.9	Unilever	1.7
BP	2.7	Deutsche Post	1.9	Royal Dutch Shell 'B'	1.4
Carrefour	2.3	Orange	1.8	GlaxoSmithKline	1.2
Royal Dutch Shell 'A' (EUR)	2.3	Sanofi	1.8	Diageo	1.1
Siemens	2.3	Tesco	1.8	AstraZeneca	1.1
Deutsche Post	2.3	Telefonica	1.7	LVMH Moet Hennessy Louis Vuitton	1.1
UPM	2.2	Intesa Sanpaolo	1.7	Novo Nordisk	1.0

### Geographical weightings of the fund in %\*



### Sector weightings of the fund in %\*



### Geographical weightings\*

in %	Fund	Index
United Kingdom	26.1	25.9
France	20.7	17.2
Germany	14.9	14.1
Switzerland	10.1	14.6
Spain	6.3	4.9
Italy	4.4	3.2
Netherlands	3.6	4.4
Denmark	3.3	2.7
Others	10.5	13.0
Cash	0.1	0.0

### Sector weightings\*

in %	Fund	Index
Financials	23.0	18.8
Industrials	14.7	13.0
Energy	13.2	8.3
Health Care	11.4	12.8
Consumer Staples	9.0	14.0
Communication Services	8.7	5.0
Consumer Discretionary	7.5	9.4
Materials	6.3	7.6
Others	6.0	11.1
Cash	0.1	0.0

### Financial characteristics\*

Average weighted market capitalisation	EUR 53.08 bn
Median market capitalisation	EUR 19.56 bn

### Yield %\*

Gross Income Yield	3.49
Net Income Yield	1.80

### NAV and fees

#### Current NAV

EUR 12.48

#### 12 month price high

EUR 14.25 (18/05/2018)

#### 12 month price low

EUR 11.47 (27/12/2018)

#### Minimum investment <sup>1</sup>

EUR 1,000

#### Entry charge

Up to 5.00%

#### Annual management fee

1.5%

#### Ongoing charges <sup>2</sup>

1.69%

### 3 year characteristics\*\*

Alpha	-2.75
Beta	1.10
Correlation	0.94
Information ratio	-0.57
Sharpe ratio	0.21
Tracking error in %	4.15
Volatility in %	11.67

For detailed information about the 3 year characteristics please see <http://assets.invescohub.com/invesco-eu/glossary.pdf>.

# Invesco Pan European Equity Income Fund

## A-SD Shares

31 January 2019

---

### Risk Warnings

The value of investments and any income will fluctuate (this may partly be the result of exchange rate fluctuations) and investors may not get back the full amount invested.

---

### Important Information

<sup>1</sup>The minimum investment amounts are: USD 1,500 / EUR 1,000 / GBP 1,000 / CHF 1,500 / SEK 10,000. Please contact us or refer to the most up to date Prospectus for details of minimum investment amounts in other currencies.

<sup>2</sup>The ongoing charges figure is based on annualised expenses for the period ending August 2017. This figure may vary from year to year. It excludes portfolio transaction costs except in the case of an entry or exit charge paid by the Fund when buying or selling shares/units in another fund.

This marketing document is exclusively for use by Professional Clients in Continental Europe and Malta and Qualified Investors in Switzerland. This document is not for consumer use, please do not redistribute. For the purpose of the distribution of this document Continental Europe is defined as Austria, Belgium, Switzerland, Germany, Spain, Finland, France, Italy, Liechtenstein, Luxembourg, Malta, Netherlands, Norway, Sweden. Data as at 31 January 2019, unless otherwise stated. This document is marketing material and is not intended as a recommendation to invest in any particular asset class, security or strategy. Regulatory requirements that require impartiality of investment/investment strategy recommendations are therefore not applicable nor are any prohibitions to trade before publication. The information provided is for illustrative purposes only, it should not be relied upon as recommendations to buy or sell securities. By accepting this document, you consent to communicate with us in English, unless you inform us otherwise.

Past performance is not a guide to future returns. Where individuals or the business have expressed opinions, they are based on current market conditions, they may differ from those of other investment professionals and are subject to change without notice and are not to be construed as investment advice. This marketing document is not an invitation to subscribe for shares in the fund and is by way of information only, it should not be considered financial advice. This does not constitute an offer or solicitation by anyone in any jurisdiction in which such an offer is not authorised or to any person to whom it is unlawful to make such an offer or solicitation. Persons interested in acquiring the fund should inform themselves as to (i) the legal requirements in the countries of their nationality, residence, ordinary residence or domicile; (ii) any foreign exchange controls and (iii) any relevant tax consequences. As with all investments, there are associated risks. This document is by way of information only. Asset management services are provided by Invesco in accordance with appropriate local legislation and regulations. The fund is available only in jurisdictions where its promotion and sale is permitted. Not all share classes of this fund may be available for public sale in all jurisdictions and not all share classes are the same nor do they necessarily suit every investor. Fee structure and minimum investment levels may vary dependent on share class chosen. Please check the most recent version of the fund prospectus in relation to the criteria for the individual share classes and contact your local Invesco office for full details of the fund registration status in your jurisdiction. Forecasts are not reliable indicators of future performance. For more information on our funds, please refer to the most up to date relevant fund and share class-specific Key Investor Information Documents, the latest Annual or Interim Reports and the latest Prospectus, and constituent documents. This information is available using the contact details of the issuer and is without charge. Further information on our products is available using the contact details shown. The Yield reflects distributions declared over the past twelve months as a percentage of the mid-market price of the fund, as at the date shown. It does not include any entry charge and investors may be subject to tax on their distributions. Subscriptions of shares are only accepted on the basis of the most up to date legal offering documents. The legal offering documents (fund & share class specific Key Investor Information Document, prospectus, annual and semi-annual reports, articles and trustee deed) are available free of charge with your local Invesco representative or on our website [www.invescoeurope.com](http://www.invescoeurope.com).

© 2019 Morningstar. All rights reserved. The information contained herein: (1) is proprietary to Morningstar and/or its content providers; (2) may not be copied or distributed; and (3) is not warranted to be accurate, complete or timely. Neither Morningstar nor its content providers are responsible for any damages or losses arising from any use of this information.

**Additional information for Financial Intermediaries in the United States:** This document is intended for distribution to US financial intermediaries for informational purposes and in relation to their activities with offshore clients only. The Funds are not registered under any US securities law, and may not be offered or sold directly or indirectly in the US, its territories or possessions, nor to any US persons, citizens or residents. The Fund must not be marketed on US soil. This does not constitute a recommendation of any investment strategy or product for a particular investor. Investors should consult a financial professional before making any investment decisions. Issued in the US by Invesco Distributors, Inc., 11 Greenway Plaza, Suite 1000, Houston, Texas 77046, USA. Invesco Distributors, Inc. is the appointed US sub-distributor of the Invesco Funds, SICAV or Invesco Fund Series 1-6. All entities are indirect, wholly owned subsidiaries of Invesco Ltd.

---

# Invesco Pan European Equity Income Fund

## A-SD Shares

31 January 2019

---

### Important Information

**Additional information for Austria:** Issued in Austria by Invesco Asset Management Österreich - Zweigniederlassung der Invesco Asset Management Deutschland GmbH, Rotenturmstrasse 16 - 18, 1010 Vienna as well as at Erste Bank der oesterreichischen Sparkassen AG, Graben 21, A-1010 Vienna acting as paying agent for funds registered for sale in Austria.

**Additional information for Belgium:** Issued in Belgium by Invesco Asset Management S.A. Belgian Branch (France), situé Avenue Louise 235, 1050 Bruxelles, Belgium, [www.invesco.be](http://www.invesco.be).

**Additional information for Finland:** Issued in Finland by Invesco Asset Management S.A., 16-18 rue de Londres, 75009 Paris, France.

**Additional information for France:** Issued in France by Invesco Asset Management S.A., 16-18 rue de Londres, 75009 Paris, France.

**Additional information for Germany:** Issued in Germany by Invesco Asset Management Deutschland GmbH, An der Welle 5, 60322 Frankfurt am Main, Germany.

**Additional information for Italy:** Issued in Italy by Invesco Asset Management S.A, Sede Secondaria, Via Bocchetto 6, 20123 Milan, Italy.

**Additional information for Liechtenstein:** Issued in Liechtenstein by Invesco Asset Management (Schweiz) AG, Talacker 34, 8001 Zurich, Switzerland. Paying agent in Liechtenstein is LGT Bank AG, Herrengasse 12, 9490 Vaduz. The KIID and Prospectus are available in German as well as English language on [www.fundinfo.com](http://www.fundinfo.com).

**Additional information for Luxembourg:** Issued in Luxembourg by Invesco Asset Management SA, 16-18 rue de Londres, 75009 Paris, France.

**Additional information for Malta:** Issued in Malta by Invesco Asset Management S.A. 18, rue de Londres, 75009 Paris. Authorised and regulated by the Autorité des marchés financiers in France. Investments should be based on the full details of the Prospectuses. The Prospectuses, the fund and share class-specific Key Investor Information Documents and further information are available from Invesco Asset Management S.A.

**Additional information for Netherlands:** Issued in Netherlands by Invesco Asset Management S.A. Dutch Branch, Vinoly Building, Claude Debussylaan 26, 1082 MD Amsterdam, The Netherlands, [www.invesco.nl](http://www.invesco.nl).

**Additional information for Norway:** Issued in Norway by Invesco Asset Management S.A., 16-18 rue de Londres, 75009 Paris, France.

**Additional information for Spain:** Issued in Spain by Invesco Asset Management S.A., Sucursal en España, C/ Goya 6 - 3º, 28001 Madrid, Spain.

**Additional information for Sweden:** Issued in Sweden by Invesco Asset Management S.A., Swedish Filial, Convendum, Jakobsbergsgatan 16, 111 43 Stockholm, Sweden.

**Additional information for Switzerland:** Issued in Switzerland by Invesco Asset Management (Schweiz) AG, Talacker 34, CH-8001 Zurich, who acts as representative for the funds distributed in Switzerland. Paying agent for the funds distributed in Switzerland: BNP PARIBAS SECURITIES SERVICES, Paris, succursale de Zurich, Selnaustrasse 16, CH-8002 Zurich. The legal offering documents are available free of charge at our website and local language from the issuer of this document. The fund is domiciled in Luxembourg.