



Invesco Pan European Equity Fund

A (USD Hgd)-Acc Shares

31 December 2017

This marketing document is exclusively for use by Qualified Investors in Switzerland and Professional Clients in Continental European countries as defined in the important information section. This document is not for consumer use, please do not redistribute. This document may also be used by financial intermediaries in the United States as defined in the important information section.

Summary of fund objective

The Fund aims to provide long-term capital growth by investing in a portfolio of equity or equity related instruments of European companies with an emphasis on larger companies. For the full objectives and investment policy please consult the current prospectus.

Key facts



John Surplice
Henley -on- Thames
Managed fund since
July 2003



Martin Walker
Henley -on- Thames
Managed fund since
July 2003

Share class launch

23 July 2014

Original fund launch

02 January 1991

Legal status

Luxembourg SICAV with UCITS status

Share class currency

USD

Share class type

Accumulation

Fund size

EUR 3.34 bn

Reference index

MSCI Europe-ND

Bloomberg code

INVAACU LX

ISIN code

LU1075211869

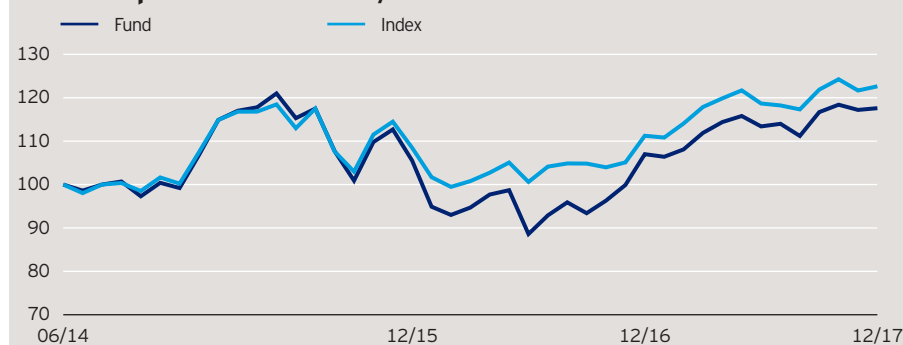
Settlement date

Trade Date + 3 Days

Quarterly fund commentary

Pan-European equity markets ticked up in Q4. In 2017, European equities posted their best returns since 2013. Europe ended the year on strong footing as economic activity continued to expand at healthy levels in both the manufacturing and services sectors. The eurozone unemployment rate continued its decline in Q4, to the lowest in almost nine years, further underpinning domestic demand. Against such a backdrop, the European Central Bank (ECB) announced its first steps towards reducing stimulus measures after years of very accommodative policies, cutting monthly asset purchases by half starting from January 2018. However, with pricing pressures remaining subdued, the ECB extended its quantitative easing programme by another nine months to allow inflation to build up further. In our view, continued growth in domestic demand and falling unemployment in the Eurozone suggest mounting core inflationary pressures as we move through 2018. On the UK side, Q4 witnessed the Bank of England's first interest rate rise in a decade, in an attempt to constrain inflation from going further above the target level. The fund's strategy is based on bottom-up stock selection and driven by valuation, while taking into account the macroeconomic backdrop. At quarter-end, energy stood as the largest overweight sector relative to the MSCI Europe Index benchmark and consumer staples the biggest underweight sector.

Indexed performance 23 July 2014 - 31 December 2017*



Each period starts at the end of the indicated month. The first indicated month may not represent a full month and may start only on the launch/restructuring date indicated in the headline.

Cumulative performance*

in %	YTD	1 month	1 year	3 years	Since inception
Fund	9.91	0.34	9.91	18.55	17.60
Index	10.24	0.79	10.24	22.38	22.64

Calendar year performance*

in %	2013	2014	2015	2016	2017
Fund	-	-	6.35	1.42	9.91
Index	-	-	8.22	2.58	10.24

Standardised rolling 12 month performance**

in %	31.12.12 31.12.13	31.12.13 31.12.14	31.12.14 31.12.15	31.12.15 31.12.16	31.12.16 31.12.17
Fund	-	-	6.35	1.42	9.91

The standardised rolling 12 month performance information is updated on a quarterly basis beginning one year after the share class launch. As the share class was launched on 23 July 2014, data is not available for the complete period covered by the table. Should you require up-to-date past performance information this is available on our website www.invescoeuropa.com or by contacting us.

Past performance is not a guide to future returns. The performance shown does not take account of the commissions and costs incurred on the issue and redemption of units.

Invesco Pan European Equity Fund

A (USD Hgd)-Acc Shares

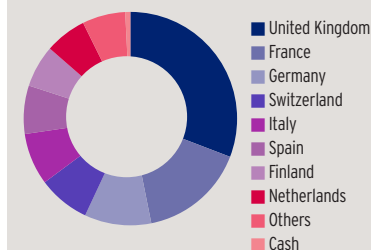
31 December 2017

Holdings and active weights*

(total holdings: 67)

Top 10 holdings	%	Top 10 positive	+	Top 10 negative	-
BP	3.4	Royal Dutch Shell 'A' (EUR)	2.4	Nestle	2.8
Roche	3.3	Stora Enso	2.3	HSBC	2.2
Deutsche Post	2.5	Kingspan	2.1	Novartis	2.0
Royal Dutch Shell 'A' (EUR)	2.4	UPM	2.1	British American Tobacco	1.6
Stora Enso	2.4	Deutsche Post	2.0	Royal Dutch Shell 'A'	1.2
BASF	2.4	International Consolidated Airlines	2.0	Siemens	1.1
Barclays	2.3	Ahold Delhaize	1.9	Banco Santander	1.1
Total	2.3	BP	1.9	Allianz	1.1
UPM	2.3	Michelin	1.9	Novo Nordisk	1.1
Eni	2.3	Orange	1.9	Sanofi	1.0

Geographical weightings of the fund in %*



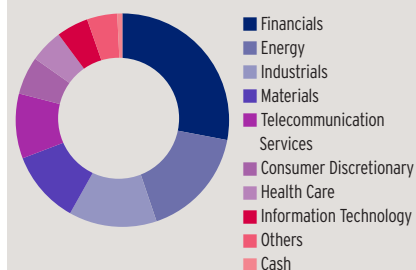
Geographical weightings*

in %	Fund	Index
United Kingdom	30.8	27.2
France	16.0	16.3
Germany	10.1	15.5
Switzerland	7.9	13.7
Italy	7.9	3.2
Spain	7.3	5.0
Finland	6.4	1.5
Netherlands	6.3	4.3
Others	6.5	13.4
Cash	0.8	0.0

Sector weightings*

in %	Fund	Index
Financials	28.0	21.0
Energy	16.8	7.4
Industrials	13.3	13.2
Materials	11.0	8.4
Telecommunication Services	9.8	3.8
Consumer Discretionary	5.7	10.5
Health Care	5.1	12.2
Information Technology	4.8	5.0
Others	4.6	18.6
Cash	0.8	0.0

Sector weightings of the fund in %*



Financial characteristics*

Average weighted market capitalisation	USD 63.40 bn
Median market capitalisation	USD 27.38 bn

NAV and fees

Current NAV

USD 11.76

12 month price high

USD 11.88 (02/11/2017)

12 month price low

USD 10.63 (08/02/2017)

Minimum Investment ¹

USD 1,500

Entry charge

Up to 5.00%

Annual management fee

1.5%

Ongoing charges

1.97% (31/08/2016)

Invesco Pan European Equity Fund

A (USD Hgd)-Acc Shares

31 December 2017

Risk Warnings

The value of investments and any income will fluctuate (this may partly be the result of exchange rate fluctuations) and investors may not get back the full amount invested.

Important Information

¹The minimum investment amounts are: USD 1,500 / EUR 1,000 / GBP 1,000 / CHF 1,500 / SEK 10,000. Please contact us or refer to the most up to date Prospectus for details of minimum investment amounts in other currencies.

This marketing document is exclusively for use by Professional Clients and Financial Advisers in Continental Europe and Qualified Investors in Switzerland. This document is not for consumer use, please do not redistribute. For the purpose of the distribution of this document Continental Europe is defined as Austria, Belgium, Switzerland, Germany, Spain, France, Liechtenstein, Luxembourg, Netherlands. Data as at 31 December 2017, unless otherwise stated. This document is marketing material and is not intended as a recommendation to invest in any particular asset class, security or strategy. Regulatory requirements that require impartiality of investment/investment strategy recommendations are therefore not applicable nor are any prohibitions to trade before publication. The information provided is for illustrative purposes only, it should not be relied upon as recommendations to buy or sell securities. By accepting this document, you consent to communicate with us in English, unless you inform us otherwise.

Past performance is not a guide to future returns. Where individuals or the business have expressed opinions, they are based on current market conditions, they may differ from those of other investment professionals and are subject to change without notice and are not to be construed as investment advice. This marketing document is not an invitation to subscribe for shares in the fund and is by way of information only, it should not be considered financial advice. This does not constitute an offer or solicitation by anyone in any jurisdiction in which such an offer is not authorised or to any person to whom it is unlawful to make such an offer or solicitation. Persons interested in acquiring the fund should inform themselves as to (i) the legal requirements in the countries of their nationality, residence, ordinary residence or domicile; (ii) any foreign exchange controls and (iii) any relevant tax consequences. As with all investments, there are associated risks. This document is by way of information only. Asset management services are provided by Invesco in accordance with appropriate local legislation and regulations. The fund is available only in jurisdictions where its promotion and sale is permitted. Not all share classes of this fund may be available for public sale in all jurisdictions and not all share classes are the same nor do they necessarily suit every investor. Fee structure and minimum investment levels may vary dependent on share class chosen. Please check the most recent version of the fund prospectus in relation to the criteria for the individual share classes and contact your local Invesco office for full details of the fund registration status in your jurisdiction. Forecasts are not reliable indicators of future performance. The ongoing charges figure is based on annualised expenses for the period ending 31/08/2016. This figure may vary from year to year. It excludes portfolio transaction costs except in the case of an entry or exit charge paid by the Fund when buying or selling shares/units in another fund. For more information on our funds, please refer to the most up to date relevant fund and share class-specific Key Investor Information Documents, the latest Annual or Interim Reports and the latest Prospectus, and constituent documents. This information is available using the contact details of the issuer and is without charge. Further information on our products is available using the contact details shown. Subscriptions of shares are only accepted on the basis of the most up to date legal offering documents. The legal offering documents (fund & share class specific Key Investor Information Document, prospectus, annual and semi-annual reports, articles and trustee deed) are available free of charge with your local Invesco representative or on our website www.invescoeurope.com.

© 2017 Morningstar. All rights reserved. The information contained herein: (1) is proprietary to Morningstar and/or its content providers; (2) may not be copied or distributed; and (3) is not warranted to be accurate, complete or timely. Neither Morningstar nor its content providers are responsible for any damages or losses arising from any use of this information.

Additional information for Financial Intermediaries in the United States: This document is intended for distribution to US financial intermediaries for informational purposes and in relation to their activities with offshore clients only. The Funds are not registered under any US securities law, and may not be offered or sold directly or indirectly in the US, its territories or possessions, nor to any US persons, citizens or residents. The Fund must not be marketed on US soil. This does not constitute a recommendation of any investment strategy or product for a particular investor. Investors should consult a financial professional before making any investment decisions. Issued in the US by Invesco Distributors, Inc., 11 Greenway Plaza, Suite 1000, Houston, Texas 77046, USA. Invesco Distributors, Inc. is the appointed US sub-distributor of the Invesco Funds, SICAV or Invesco Fund Series 1-6. All entities are indirect, wholly owned subsidiaries of Invesco Ltd.

Invesco Pan European Equity Fund

A (USD Hgd)-Acc Shares

31 December 2017

Important Information

Additional information for Austria: Issued in Austria by Invesco Asset Management Österreich - Zweigniederlassung der Invesco Asset Management Deutschland GmbH. The legal offering documents are available free of charge from the issuer of this document: Invesco Asset Management Österreich - Zweigniederlassung der Invesco Asset Management Deutschland GmbH, Rotenturmstrasse 16 - 18, 1010 Vienna as well as at Erste Bank der oesterreichischen Sparkassen AG, Graben 21, A-1010 Vienna acting as paying agent for funds registered for sale in Austria.

Additional information for Belgium: Issued in Belgium by Invesco Asset Management S.A. Belgian Branch (France), situé Avenue Louise 235, 1050 Bruxelles, Belgium, www.invesco.be.

Additional information for France: Issued in France by Invesco Asset Management S.A., 16-18 rue de Londres, 75009 Paris, France.

Additional information for Germany: Issued in Germany by Invesco Asset Management Deutschland GmbH. The legal offering documents are available free of charge from the issuer of this document: Invesco Asset Management Deutschland GmbH, An der Welle 5, D - 60322 Frankfurt am Main.

Additional information for Liechtenstein: Issued in Liechtenstein by Invesco Asset Management (Schweiz) AG, Talacker 34, 8001 Zurich, Switzerland. Paying agent in Liechtenstein is LGT Bank AG, Herrengasse 12, 9490 Vaduz. The KIID and Prospectus are available in German as well as English language on www.fundinfo.com.

Additional information for Luxembourg: Issued in Luxembourg by Invesco Asset Management SA, 16-18 rue de Londres, 75009 Paris, France.

Additional information for the Netherlands: Issued in the Netherlands by Invesco Asset Management S.A. Dutch Branch, Vinoly Building, Claude Debussylaan 26, 1082 MD Amsterdam, The Netherlands, www.invesco.nl.

Additional information for Spain: Issued in Spain by Invesco Asset Management S.A., Sucursal en España, C/ Goya 6 - 3º, 28001 Madrid, Spain.

Additional information for Switzerland: Issued in Switzerland by Invesco Asset Management (Schweiz) AG, Talacker 34, CH-8001 Zurich, who acts as representative for the funds distributed in Switzerland. Paying agent for the funds distributed in Switzerland: BNP PARIBAS SECURITIES SERVICES, Paris, succursale de Zurich, Selnaustrasse 16, CH-8002 Zurich. The legal offering documents are available free of charge at our website and local language from the issuer of this document. The fund is domiciled in Luxembourg.