

# Invesco Japanese Equity Advantage Fund E-Acc Shares

31 December 2017

**This marketing document is exclusively for use by Qualified Investors in Switzerland and Professional Clients in Continental European countries as defined in the important information section. This document is not for consumer use, please do not redistribute.**

## Summary of fund objective

The investment objective of the Fund is to seek long term capital appreciation, measured in Yen, through investment primarily in the equity securities of companies domiciled in or exercising the predominant part of their economic activity in Japan and which are listed on any exchanges or over the counter markets. The Fund will invest in companies who make advantageous use not only of their capital but also of their intangible assets (for example, but not limited to, brand values, technical development or strong customer base). The Fund may also invest, on an ancillary basis, in debt securities convertible into common shares and other equity linked instruments. For the full objectives and investment policy please consult the current prospectus.

## Key facts



Tadao Minaguchi  
Tokyo  
Managed fund since  
May 2006

### Share class launch

30 September 2011

### Original fund launch <sup>1</sup>

31 May 2006

### Legal status

Luxembourg SICAV with UCITS status

### Share class currency

EUR

### Share class type

Accumulation

### Fund size

JPY 186.66 bn

### Reference index

TOPIX Index-TR

### Bloomberg code

IJEAE LX

### ISIN code

LU0607514980

### Settlement date

Trade Date + 3 Days

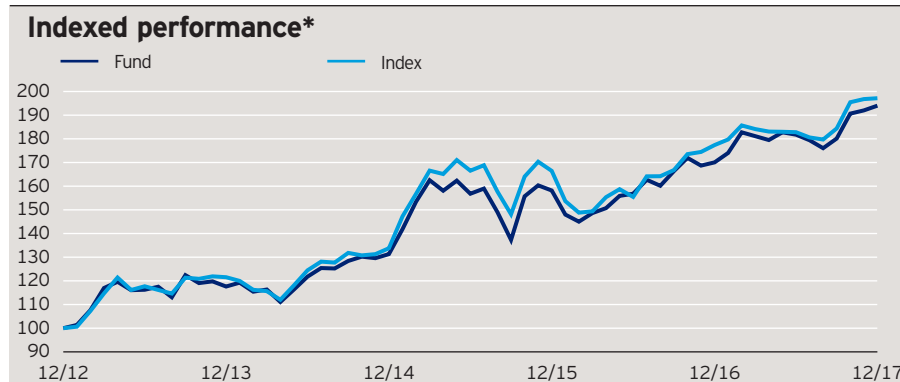
### Morningstar Rating™

★★★★

## Quarterly fund commentary

The fund was reopened to investment by existing shareholders only at 12 noon (Irish time) on 17 February 2016. However, the fund may still be subject to capacity constraints in the future and the Directors may need to close it to new subscriptions. For more information and future updates please go to <http://invescomanagementcompany.lu>.

Japanese equity markets rallied over the final quarter of the year. This rally was driven by better-than-expected earnings results, solid global growth and Prime Minister Shinzo Abe's landslide victory in the snap election. This victory could lead to more business friendly structural reforms, in our view. Against this market backdrop, we added to existing positions in a leading pharmaceutical company, which specializes in pain relief, and a price comparison website operator of various goods and services. Conversely, an entire position in an automotive software developer was sold post strong share price performance. Looking ahead, we may see some volatility in markets in the near-term post their strong performance over last 12 months. Nonetheless, we believe the outlook for the equity market is positive as, in our view, Japan's corporate fundamentals and improving economy are not reflected in companies' market valuations. Furthermore, ongoing progress on corporate governance reform is largely overlooked. Against this backdrop, the fund's strategy is to remain focused on what we view as high quality companies with robust free cash flow and strong brands.



The performance period shown here starts on the last day of the first indicated month and ends on the last day of the last indicated month.

## Cumulative performance\*

in %	YTD	1 month	1 year	3 years	5 years
Fund	14.09	1.04	14.09	47.75	94.01
Index	11.16	0.19	11.16	47.37	97.16

## Calendar year performance\*

in %	2013	2014	2015	2016	2017
Fund	17.60	11.65	20.46	7.52	14.09
Index	21.54	10.08	24.41	6.56	11.16

## Standardised rolling 12 month performance\*\*

in %	31.12.12	31.12.13	31.12.14	31.12.15	31.12.16	31.12.17
Fund	17.60	11.65	20.46	7.52	14.09	

The standardised past performance information is updated on a quarterly basis. Should you require up-to-date past performance information this is available on our website [www.invescoeuropa.com](http://www.invescoeuropa.com) or by contacting us.

Past performance is not a guide to future returns. The performance shown does not take account of the commissions and costs incurred on the issue and redemption of units.

# Invesco Japanese Equity Advantage Fund

## E-Acc Shares

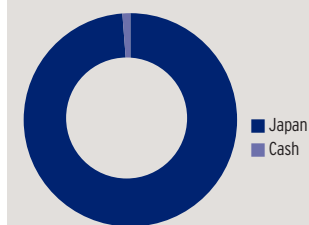
31 December 2017

### Top 10 holdings\*

(total holdings: 46)

Holding	Sector	%
Trend Micro	Information Technology	4.9
Keyence	Information Technology	4.5
Shin-Etsu Chemical	Materials	4.3
Square Enix	Information Technology	4.3
East Japan Railway	Industrials	4.2
Toyota Tsusho	Industrials	4.2
Hoya	Health Care	3.8
Ito En	Consumer Staples	3.7
Yokogawa Electric	Information Technology	3.6
Hamamatsu Photonics KK	Information Technology	3.5

### Geographical weightings of the fund in %\*



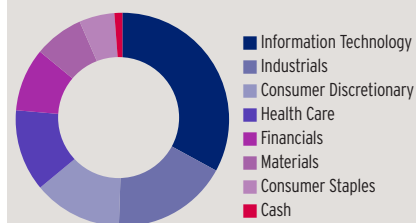
### Geographical weightings\*

	in %
Japan	98.8
Cash	1.2

### Sector weightings\*

	in %
Information Technology	32.9
Industrials	17.6
Consumer Discretionary	13.5
Health Care	12.4
Financials	9.6
Materials	7.5
Consumer Staples	5.4
Cash	1.2

### Sector weightings of the fund in %\*



### Financial characteristics\*

Average weighted market capitalisation	EUR 13.86 bn
Median market capitalisation	EUR 4.75 bn

### 3 year characteristics\*\*

Alpha	0.43
Beta	0.98
Correlation	0.95
Information ratio	0.02
Sharpe ratio	0.76
Tracking error in %	5.09
Volatility in %	14.72

For detailed information about the 3 year characteristics please see <http://www.invescoeuropa.com/CE/Glossary.pdf>.

### NAV and fees

#### Current NAV

EUR 21.38

#### 12 month price high

EUR 21.76 (18/12/2017)

#### 12 month price low

EUR 18.83 (03/01/2017)

#### Minimum investment <sup>2</sup>

EUR 500

#### Entry charge

Up to 3.00%

#### Annual management fee

2.0%

#### Ongoing charges

2.37% (28/02/2017)

---

# Invesco Japanese Equity Advantage Fund

## E-Acc Shares

31 December 2017

---

### Risk Warnings

The value of investments and any income will fluctuate (this may partly be the result of exchange rate fluctuations) and investors may not get back the full amount invested. The fund invests in a limited number of holdings and is less diversified, and therefore this may result in large fluctuations of the value of the fund.

---

### Important Information

<sup>1</sup>The Original Fund Launch date shown herein is different from the fund launch date shown in the KIID, as it indicates the launch date of a previous fund that was merged into the fund shown and therefore the track record starts with this previous fund. Further information can be found on our website: [www.invescoeurope.com](http://www.invescoeurope.com).

<sup>2</sup>The minimum investment amounts are: EUR 500 / USD 650 / GBP 400 / CHF 650 / SEK 4,500. Please contact us or refer to the most up to date Prospectus for details of minimum investment amounts in other currencies.

**This marketing document is exclusively for use by Professional Clients and Financial Advisers in Continental Europe and Qualified Investors in Switzerland. This document is not for consumer use, please do not redistribute. For the purpose of the distribution of this document Continental Europe is defined as Switzerland, Spain, France, Greece, Italy, Luxembourg, Netherlands, Norway, Portugal, Sweden. Data as at 31 December 2017, unless otherwise stated. This document is marketing material and is not intended as a recommendation to invest in any particular asset class, security or strategy. Regulatory requirements that require impartiality of investment/investment strategy recommendations are therefore not applicable nor are any prohibitions to trade before publication. The information provided is for illustrative purposes only, it should not be relied upon as recommendations to buy or sell securities. By accepting this document, you consent to communicate with us in English, unless you inform us otherwise.**

The Invesco Nippon Select Equity Fund merged into the Invesco Japanese Equity Advantage on 04.11.2011. The Invesco Japanese Equity Advantage Fund was formerly named Morgan Stanley Japanese Equity Advantage Fund, and it became the Invesco Japanese Equity Advantage Fund on 06/09/2010 as part of Invesco's acquisition of Van Kampen Investments/Morgan Stanley Retail Asset Management Business. Past performance is not a guide to future returns. Where individuals or the business have expressed opinions, they are based on current market conditions, they may differ from those of other investment professionals and are subject to change without notice and are not to be construed as investment advice. This marketing document is not an invitation to subscribe for shares in the fund and is by way of information only, it should not be considered financial advice. This does not constitute an offer or solicitation by anyone in any jurisdiction in which such an offer is not authorised or to any person to whom it is unlawful to make such an offer or solicitation. Persons interested in acquiring the fund should inform themselves as to (i) the legal requirements in the countries of their nationality, residence, ordinary residence or domicile; (ii) any foreign exchange controls and (iii) any relevant tax consequences. As with all investments, there are associated risks. This document is by way of information only. Asset management services are provided by Invesco in accordance with appropriate local legislation and regulations. The fund is available only in jurisdictions where its promotion and sale is permitted. Not all share classes of this fund may be available for public sale in all jurisdictions and not all share classes are the same nor do they necessarily suit every investor. Fee structure and minimum investment levels may vary dependent on share class chosen. Please check the most recent version of the fund prospectus in relation to the criteria for the individual share classes and contact your local Invesco office for full details of the fund registration status in your jurisdiction. Forecasts are not reliable indicators of future performance. The ongoing charges figure is based on annualised expenses for the period ending 28/02/2017. This figure may vary from year to year. It excludes portfolio transaction costs except in the case of an entry or exit charge paid by the Fund when buying or selling shares/units in another fund. For more information on our funds, please refer to the most up to date relevant fund and share class-specific Key Investor Information Documents, the latest Annual or Interim Reports and the latest Prospectus, and constituent documents. This information is available using the contact details of the issuer and is without charge. Further information on our products is available using the contact details shown. Subscriptions of shares are only accepted on the basis of the most up to date legal offering documents. The legal offering documents (fund & share class specific Key Investor Information Document, prospectus, annual and semi-annual reports, articles and trustee deed) are available free of charge with your local Invesco representative or on our website [www.invescoeurope.com](http://www.invescoeurope.com).

© 2017 Morningstar. All rights reserved. The information contained herein: (1) is proprietary to Morningstar and/or its content providers; (2) may not be copied or distributed; and (3) is not warranted to be accurate, complete or timely. Neither Morningstar nor its content providers are responsible for any damages or losses arising from any use of this information.

---

# Invesco Japanese Equity Advantage Fund

## E-Acc Shares

31 December 2017

---

### Important Information

**Additional information for France:** Issued in France by Invesco Asset Management S.A., 16-18 rue de Londres, 75009 Paris, France.

**Additional information for Greece:** Issued in Greece by Invesco Asset Management S.A., 16-18 rue de Londres, 75009 Paris, France.

**Additional information for Italy:** Issued in Italy by Invesco Asset Management SA, Sede Secondaria, Via Bocchetto 6, 20123 Milan, Italy. The fund is registered in Italy for professional investors only and not for public distribution.

**Additional information for Luxembourg:** Issued in Luxembourg by Invesco Asset Management SA, 16-18 rue de Londres, 75009 Paris, France.

**Additional information for the Netherlands:** Issued in the Netherlands by Invesco Asset Management S.A. Dutch Branch, Vinoly Building, Claude Debussylaan 26, 1082 MD Amsterdam, The Netherlands, [www.invesco.nl](http://www.invesco.nl).

**Additional information for Norway:** Issued in Norway by Invesco Asset Management S.A., 16-18 rue de Londres, 75009 Paris, France.

**Additional information for Portugal:** Issued in Portugal by Invesco Asset Management S.A., 16-18 rue de Londres, 75009 Paris, France.

**Additional information for Spain:** Issued in Spain by Invesco Asset Management S.A., Sucursal en España, C/ Goya 6 - 3º, 28001 Madrid, Spain.

**Additional information for Sweden:** Issued in Sweden by Invesco Asset Management S.A. Swedish Filial (France), Stureplan 4c, 4th floor, Stockholm 114 35, Sweden.

**Additional information for Switzerland:** Issued in Switzerland by Invesco Asset Management (Schweiz) AG, Talacker 34, CH-8001 Zurich, who acts as representative for the funds distributed in Switzerland. Paying agent for the funds distributed in Switzerland: BNP PARIBAS SECURITIES SERVICES, Paris, succursale de Zurich, Selnaustrasse 16, CH-8002 Zurich. The legal offering documents are available free of charge at our website and local language from the issuer of this document. The fund is domiciled in Luxembourg.