

Invesco India Equity Fund E-Acc Shares

31 July 2018

This marketing document is exclusively for use by Qualified Investors in Switzerland and Professional Clients in Continental European countries as defined in the important information section. This document is not for consumer use, please do not redistribute.

Summary of fund objective

The objective of the Fund is to achieve long-term capital growth by investing principally in equity or similar instruments of Indian companies. For the full objectives and investment policy please consult the current prospectus.

Key facts



Shekhar
Sambhshivan
Hong Kong
Managed fund since
May 2006

Share class launch
11 December 2006

Original fund launch¹
02 December 1994

Legal status
Luxembourg SICAV with UCITS status

Share class currency
EUR

Share class type
Accumulation

Fund size
USD 575.08 mn

Reference index
MSCI India 10-40 NR USD

Bloomberg code
ININEEA LX

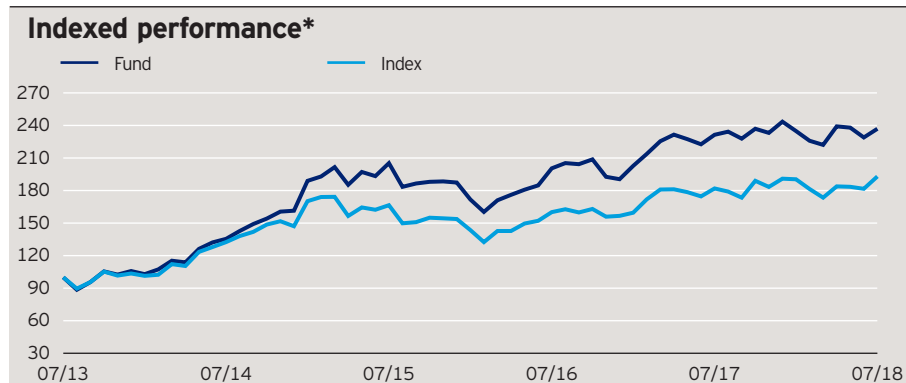
ISIN code
LU0267984697

Settlement date
Trade Date + 3 Days

Morningstar RatingTM
★★★

Quarterly fund commentary

India's equity market ended Q2 lower with a pick-up in volatility due to both domestic and international developments. On the domestic front, the market came under pressure due to an unfavourable macroeconomic outlook, including higher oil prices, rising inflation and a depreciating currency. On a sector basis, exporters, such as the healthcare and information technology companies, continued to be the best performing sectors aided by the weak currency, while economically sensitive sectors such as industrials, consumer discretionary and materials lagged. In terms of investment strategy, we remain focused on identifying business franchises that can deliver steady and above average earnings growth over the business cycle. We favour companies with superior business models, industry leadership, and what we consider to be reasonable valuations. Our bottom-up stock selection led to a tilt towards the consumption, financials, and industrials sectors over energy, IT and telecoms.



The performance period shown here starts on the last day of the first indicated month and ends on the last day of the last indicated month.

Cumulative performance*

in %	YTD	1 month	1 year	3 years	5 years
Fund	-2.69	3.50	2.40	15.43	136.93
Index	1.09	6.28	6.09	15.96	93.02

Calendar year performance*

in %	2013	2014	2015	2016	2017
Fund	-7.84	52.56	16.09	1.65	27.84
Index	-8.28	42.07	4.54	1.89	21.88

Standardised rolling 12 month performance*

in %	31.07.13	31.07.14	31.07.15	31.07.16	31.07.17
Fund	35.47	51.51	-2.34	15.43	2.40
Index	32.49	25.64	-3.83	13.64	6.09

Past performance is not a guide to future returns. The performance shown does not take account of the commissions and costs incurred on the issue and redemption of units.

*Source: © 2018 Morningstar. Indexed performance: Performance of an investment of 100 in share class currency. Gross income re-invested to 31 July 2018 unless otherwise stated. The figures do not reflect the entry charge payable by individual investors. All performance data on this factsheet is in the currency of the share class. Reference Index Source: Factset.

Invesco India Equity Fund

E-Acc Shares

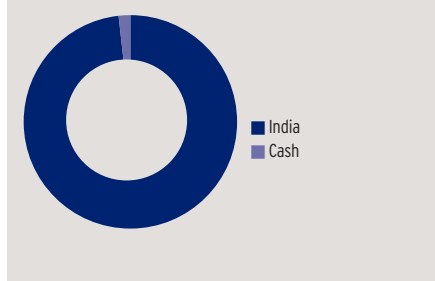
31 July 2018

Holdings and active weights*

(total holdings: 40)

Top 10 holdings	%	Top 10 positive	+	Top 10 negative	-
HDFC Bank	7.3	HDFC Bank	7.3	Reliance	9.5
Indusind Bank	6.5	Indusind Bank	6.5	Infosys	5.2
Housing Development Finance	6.1	Balkrishna	4.1	ITC	3.2
Maruti Suzuki India	5.7	Cholamandalam Investment And Finance	4.0	Axis Bank	3.1
Bajaj Finance	5.4	Bajaj Finance	4.0	Housing Development Finance	2.6
Yes Bank	4.5	Future Retail	2.7	Mahindra & Mahindra	2.2
Tata Consultancy Services	4.4	Britannia Industries	2.7	Bharti Airtel	1.7
Balkrishna	4.1	PNB Housing Finance	2.6	HCL Technologies	1.7
Cholamandalam Investment And Finance	4.0	Yes Bank	2.6	State Bank of India	1.6
Eicher Motors	3.3	Maruti Suzuki India	2.5	Sun Pharmaceuticals	1.5

Geographical weightings of the fund in %*



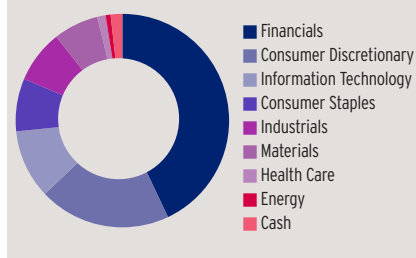
Geographical weightings*

in %	Fund	Index
India	98.2	100.0
Cash	1.8	0.0

Sector weightings*

in %	Fund	Index
Financials	43.0	22.7
Consumer Discretionary	20.0	11.0
Information Technology	10.4	16.7
Consumer Staples	8.0	11.4
Industrials	8.0	5.7
Materials	6.9	8.8
Health Care	1.3	5.2
Energy	0.8	13.4
Others	0.0	5.3
Cash	1.8	0.0

Sector weightings of the fund in %*



Financial characteristics*

Average weighted market capitalisation	EUR 21.92 bn
Median market capitalisation	EUR 5.40 bn

3 year characteristics**

Alpha	0.59
Beta	0.91
Correlation	0.91
Information ratio	0.00
Sharpe ratio	0.39
Tracking error in %	7.36
Volatility in %	15.77

For detailed information about the 3 year characteristics please see <http://assets.invescohub.com/invesco-eu/glossary.pdf>.

NAV and fees

Current NAV

EUR 56.84

12 month price high

EUR 59.07 (08/01/2018)

12 month price low

EUR 52.19 (23/03/2018)

Minimum investment ²

EUR 500

Entry charge

Up to 3.00%

Annual management fee

2.25%

Ongoing charges

2.92% (31/08/2017)

Invesco India Equity Fund

E-Acc Shares

31 July 2018

Risk Warnings

The value of investments and any income will fluctuate (this may partly be the result of exchange rate fluctuations) and investors may not get back the full amount invested. As a large portion of the fund is invested in less developed countries, you should be prepared to accept significantly large fluctuations in the value of the fund. As this fund is invested in a particular country, you should be prepared to accept greater fluctuations in the value of the fund than for a fund with a broader investment mandate. The fund invests in a limited number of holdings and is less diversified. This may result in large fluctuations in the value of the fund.

Important Information

¹The Original Fund Launch date shown herein is different from the fund launch date shown in the KIID, as it indicates the launch date of a previous fund that was merged into the fund shown and therefore the track record starts with this previous fund. Further information can be found on our website: www.invescoeuropa.com.

²The minimum investment amounts are: EUR 500 / USD 650 / GBP 400 / CHF 650 / SEK 4,500. Please contact us or refer to the most up to date Prospectus for details of minimum investment amounts in other currencies.

This marketing document is exclusively for use by Professional Clients and Financial Advisers in Continental Europe and Qualified Investors in Switzerland. This document is not for consumer use, please do not redistribute. For the purpose of the distribution of this document Continental Europe is defined as Switzerland, Spain, Finland, France, Greece, Italy, Luxembourg, Netherlands, Norway, Portugal, Sweden. Data as at 31 July 2018, unless otherwise stated. This document is marketing material and is not intended as a recommendation to invest in any particular asset class, security or strategy. Regulatory requirements that require impartiality of investment/investment strategy recommendations are therefore not applicable nor are any prohibitions to trade before publication. The information provided is for illustrative purposes only, it should not be relied upon as recommendations to buy or sell securities. By accepting this document, you consent to communicate with us in English, unless you inform us otherwise.

Past performance is not a guide to future returns. Where individuals or the business have expressed opinions, they are based on current market conditions, they may differ from those of other investment professionals and are subject to change without notice and are not to be construed as investment advice. This marketing document is not an invitation to subscribe for shares in the fund and is by way of information only, it should not be considered financial advice. This does not constitute an offer or solicitation by anyone in any jurisdiction in which such an offer is not authorised or to any person to whom it is unlawful to make such an offer or solicitation. Persons interested in acquiring the fund should inform themselves as to (i) the legal requirements in the countries of their nationality, residence, ordinary residence or domicile; (ii) any foreign exchange controls and (iii) any relevant tax consequences. As with all investments, there are associated risks. This document is by way of information only. Asset management services are provided by Invesco in accordance with appropriate local legislation and regulations. The fund is available only in jurisdictions where its promotion and sale is permitted. Not all share classes of this fund may be available for public sale in all jurisdictions and not all share classes are the same nor do they necessarily suit every investor. Fee structure and minimum investment levels may vary dependent on share class chosen. Please check the most recent version of the fund prospectus in relation to the criteria for the individual share classes and contact your local Invesco office for full details of the fund registration status in your jurisdiction. Forecasts are not reliable indicators of future performance. The ongoing charges figure is based on annualised expenses for the period ending 31/08/2017. This figure may vary from year to year. It excludes portfolio transaction costs except in the case of an entry or exit charge paid by the Fund when buying or selling shares/units in another fund. For more information on our funds, please refer to the most up to date relevant fund and share class-specific Key Investor Information Documents, the latest Annual or Interim Reports and the latest Prospectus, and constituent documents. This information is available using the contact details of the issuer and is without charge. Further information on our products is available using the contact details shown. Subscriptions of shares are only accepted on the basis of the most up to date legal offering documents. The legal offering documents (fund & share class specific Key Investor Information Document, prospectus, annual and semi-annual reports, articles and trustee deed) are available free of charge with your local Invesco representative or on our website www.invescoeuropa.com.

© 2018 Morningstar. All rights reserved. The information contained herein: (1) is proprietary to Morningstar and/or its content providers; (2) may not be copied or distributed; and (3) is not warranted to be accurate, complete or timely. Neither Morningstar nor its content providers are responsible for any damages or losses arising from any use of this information.

Invesco India Equity Fund

E-Acc Shares

31 July 2018

Important Information

Additional information for Cyprus: Issued in Cyprus by Invesco Asset Management S.A. 18, rue de Londres, F-75009 Paris. Authorised and regulated by the Autorité des marchés financiers in France.

Additional information for Finland: Issued in Finland by Invesco Asset Management S.A., 16-18 rue de Londres, 75009 Paris, France.

Additional information for France: Issued in France by Invesco Asset Management S.A., 16-18 rue de Londres, 75009 Paris, France.

Additional information for Greece: Issued in Greece by Invesco Asset Management S.A., 16-18 rue de Londres, 75009 Paris, France.

Additional information for Italy: Issued in Italy by Invesco Asset Management S.A, Sede Secondaria, Via Bocchetto 6, 20123 Milan, Italy.

Additional information for Luxembourg: Issued in Luxembourg by Invesco Asset Management SA, 16-18 rue de Londres, 75009 Paris, France.

Additional information for Netherlands: Issued in Netherlands by Invesco Asset Management S.A. Dutch Branch, Vinoly Building, Claude Debussylaan 26, 1082 MD Amsterdam, The Netherlands, www.invesco.nl.

Additional information for Norway: Issued in Norway by Invesco Asset Management S.A., 16-18 rue de Londres, 75009 Paris, France.

Additional information for Portugal: Issued in Portugal by Invesco Asset Management S.A., 16-18 rue de Londres, 75009 Paris, France.

Additional information for Spain: Issued in Spain by Invesco Asset Management S.A., Sucursal en España, C/ Goya 6 - 3º, 28001 Madrid, Spain.

Additional information for Sweden: Issued in Sweden by Invesco Asset Management S.A. Swedish Filial, Stureplan 4c, 4th floor, Stockholm 114 35, Sweden.

Additional information for Switzerland: Issued in Switzerland by Invesco Asset Management (Schweiz) AG, Talacker 34, CH-8001 Zurich, who acts as representative for the funds distributed in Switzerland. Paying agent for the funds distributed in Switzerland: BNP PARIBAS SECURITIES SERVICES, Paris, succursale de Zurich, Selnaustrasse 16, CH-8002 Zurich. The legal offering documents are available free of charge at our website and local language from the issuer of this document. The fund is domiciled in Luxembourg.