



Invesco India Bond Fund E (EUR Hgd)-Gross-MD Shares

31 December 2016

This marketing document is exclusively for use by Qualified Investors in Switzerland and Professional Clients in Continental European countries where this specific fund's share class is registered for sale. This document is not for consumer use, please do not redistribute.

Summary of fund objective

The objective of the Fund is to generate income and long-term capital appreciation. The Fund will invest primarily in debt instruments issued and/or guaranteed by the Indian government or by Indian companies, and Indian money-market instruments. For the full objectives and investment policy please consult the current prospectus.

Key facts



Ken Hu
Hong Kong
Managed fund since
May 2014



Jackson Leung
Hong Kong
Managed fund since
July 2015

Share class launch

23 April 2014

Original fund launch

23 April 2014

Legal status

Luxembourg SICAV with UCITS status

Share class currency

EUR

Share class type

Income

Fund size

USD 86.89 mn

Reference index

India Government 3M T-Bill (USD)

Bloomberg code

IIABEMD LX

ISIN code

LU0996662424

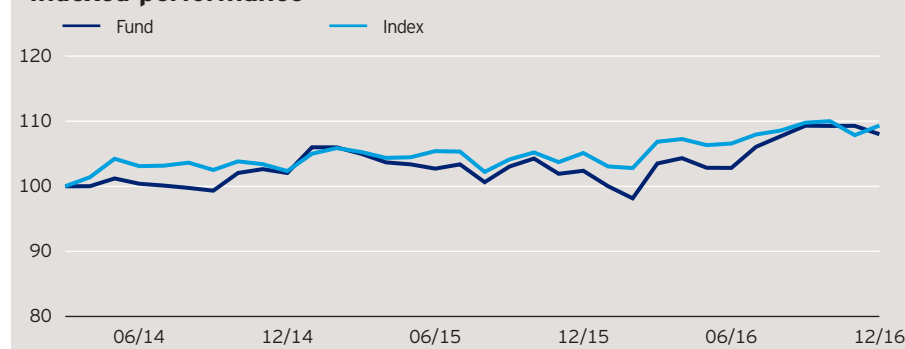
Settlement date

Trade Date + 3 Days

Quarterly fund commentary

The Indian economy is changing after the demonetisation of some banknotes in November. Bank deposits swelled, and surplus liquidity resulted in lower bond yields. Having cut India's main interest rate by 25 basis points (bps) in October to 6.25%, the Reserve Bank of India (RBI) kept interest rates unchanged in December. Following demonetisation, consumption slowed, resulting in lower growth and inflation estimates. Bond yields softened by about 30 bps while the rupee held steady despite the US Federal Reserve interest rate rise, demonetisation and repayment of foreign deposits. Stable macroeconomic data, the Government's resolve to lower the fiscal deficit and dovish monetary policy supported market sentiment. These factors and potential increases in tax collection and lower food prices are key economic positives in the medium term. The premium for investing in corporate bonds over government bonds is expected to decrease, and a reduction in interest rates is likely. The fund maintains a modified duration (a measure of sensitivity to interest rate changes) of around 6 years, with a large position in higher locally rated bonds to benefit from potential yield decline. In our view the interest rate and credit markets in India support prospects for steady income and stable inflation along with real GDP growth of around 7.0%.

Indexed performance*



Cumulative performance*

in %	YTD	1 month	1 year	3 years	Since inception
Fund	5.49	-1.17	5.49	-	8.00
Index	4.01	1.36	4.01	-	9.33

Calendar year performance*

in %	2012	2013	2014	2015	2016
Fund	-	-	-	0.33	5.49
Index	-	-	-	2.71	4.01

Standardised rolling 12 month performance**

in %	31.12.11	31.12.12	31.12.13	31.12.14	31.12.15
	31.12.12	31.12.13	31.12.14	31.12.15	31.12.16
Fund	-	-	-	0.33	5.49

The standardised rolling 12 month performance information is updated on a quarterly basis beginning one year after the share class launch. As the share class was launched on 23 April 2014, data is not available for the complete period covered by the table. Should you require up-to-date past performance information this is available on our website www.invescoeurope.com or by contacting us.

Past performance is not a guide to future returns. The performance shown does not take account of the commissions and costs incurred on the issue and redemption of units.

*Source: © 2016 Morningstar. Mid to mid, gross income re-invested to 31 December 2016 unless otherwise stated. The figures do not reflect the entry charge payable by individual investors. **Mid to mid, gross income re-invested to 31 December 2016. All performance data on this factsheet is in the currency of the share class, apart from the index performance which is shown in USD. Reference Index Source: Bloomberg. **There is currently a discretionary cap of operating expenses at a maximum of 0.10% in place. This figure forms part of the ongoing charge and may positively impact the performance of the Share Class.**

Invesco India Bond Fund

E (EUR Hgd)-Gross-MD Shares

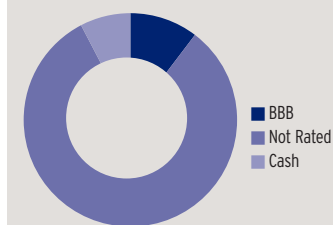
31 December 2016

Top 10 holdings*

(total holdings: 56)

Holding	%
Power Grid Corporation of India 8.200 Jan 23 30	6.7
Reliance Jio Infocomm 9.000 Jan 21 25	3.8
Axis Bank 8.850 Dec 05 24	3.6
Food Corporation of India 9.950 Mar 07 22	3.5
Indian Railway Finance 9.470 May 10 31	3.1
IDFC 8.670 Jan 03 25	2.9
Export Import Bank Of India 8.870 Oct 30 29	2.8
HDFC 8.430 Mar 04 25	2.8
Punjab National Bank 8.230 Feb 09 25	2.8
Power Finance Corporation 8.650 Dec 28 24	2.7

Credit ratings of the fund in %*



Credit ratings*

(average rating: BBB-)

	in %
BBB	10.3
Not Rated	82.0
Cash	7.7

Sector weightings*

	in %
Corporate	88.1
Sovereign	4.3
Cash	7.7

Maturity distribution*

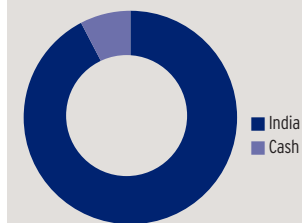
in %	
0-3 years	9.1
3-7 years	11.4
7-10 years	51.5
10-15 years	27.0
15+ years	1.1

Duration distribution*

(average duration: 5.6)

in %	
Under 3 years	13.3
3-4 years	6.3
4-5 years	1.6
5-6 years	37.1
6+ years	41.8

Geographical weightings of the fund in %*



Geographical weightings*

	in %
India	92.4
Cash	7.7

Yield %*

Gross Current Yield	8.06
Gross Redemption Yield	7.41

NAV and fees

Current NAV

EUR 8.96

12 month price high

EUR 9.26 (27/09/2016)

12 month price low

EUR 8.57 (26/02/2016)

Minimum investment ¹

EUR 500

Entry charge

Up to 3.00%

Annual management fee

1.75%

Ongoing charges

2.21% (31/08/2015)

Invesco India Bond Fund

E (EUR Hgd)-Gross-MD Shares

31 December 2016

Risk Warnings

The value of investments and any income will fluctuate (this may partly be the result of exchange rate fluctuations) and investors may not get back the full amount invested. The fund will invest in derivatives (complex instruments) which will result in the fund being leveraged and may result in large fluctuations in the value of the fund. As a large portion of the fund is invested in less developed countries, you should be prepared to accept significantly large fluctuations of the value of the fund. The fund may hold a large amount of debt instruments which are of lower credit quality and may result in large fluctuations in the value of the fund. Investment in Indian securities may be restricted due to the unavailability of the relevant quota. The risks described herein are the fund specific material risks. For more information please consult the current fund and share class specific Key Investor Information Document (KIID) and for a complete set of risks the current prospectus.

Important Information

¹The minimum investment amounts are: EUR 500 / USD 650 / GBP 400 / CHF 650 / SEK 4,500.

Please contact us or refer to the most up to date Prospectus for details of minimum investment amounts in other currencies.

This share class may not be registered in all countries and dissemination is subject to prior verification of registration status.

This marketing document is exclusively for use by Professional Clients and Financial Advisers in Continental Europe and Qualified Investors in Switzerland. This document is not for consumer use, please do not redistribute. Data as at 31 December 2016, unless otherwise stated. This marketing document is not subject to regulatory requirements that ensure impartiality of investment recommendations and investment strategy recommendations. Therefore, the prohibition of trading before the release of investment recommendations and investment strategy recommendations does not apply.

Past performance is not a guide to future returns. Where Invesco has expressed views and opinions, these may change. If investors are unsure if this product is suitable for them, they should seek advice from a financial adviser. The distribution and the offering of the fund or its share classes in certain jurisdictions may be restricted by law. Persons into whose possession this document may come are required to inform themselves about and to comply with any relevant restrictions. This does not constitute an offer or solicitation by anyone in any jurisdiction in which such an offer is not authorised or to any person to whom it is unlawful to make such an offer or solicitation. Persons interested in acquiring the fund should inform themselves as to (i) the legal requirements in the countries of their nationality, residence, ordinary residence or domicile; (ii) any foreign exchange controls and (iii) any relevant tax consequences. As with all investments, there are associated risks. This document is by way of information only. Asset management services are provided by Invesco in accordance with appropriate local legislation and regulations. The fund is available only in jurisdictions where its promotion and sale is permitted. Forecasts are not reliable indicators of future performance. The forecasts and market outlook presented in this material reflect subjective judgments and assumptions of the investment manager or its delegate and unexpected events may occur. There can be no assurance that developments will transpire as forecasted in this presentation. Where securities are mentioned in this document they do not necessarily represent a specific portfolio holding and do not constitute a recommendation to purchase, hold or sell. The ongoing charges figure is based on annualised expenses for the period ending 31/08/2015. This figure may vary from year to year. It excludes portfolio transaction costs except in the case of an entry or exit charge paid by the Fund when buying or selling shares/units in another fund. The yields shown are expressed as a % per annum of the current NAV of the fund. They are an estimate for the next 12 months, assuming that the fund's portfolio remains unchanged and there are no defaults or deferrals of coupon payments or capital repayments. Cash income is estimated coupons from bonds. The gross current yield is an indication of the expected cash income over the next 12 months. The estimated gross redemption yield is a longer-term picture indicating expected annual total return. This means that in addition to expected cash income, it includes the amortised annual value of unrealised capital gains or losses of bond holdings currently held by the fund, calculated with reference to their current market price and expected redemption value made upon maturity of the bonds. Neither of the yields is guaranteed. Nor do they reflect the fund charges or the entry charge of the fund. Investors may be subject to tax on distributions. Subscriptions of shares are only accepted on the basis of the most up to date legal offering documents. The legal offering documents (fund & share class specific Key Investor Information Document, prospectus, annual and semi-annual reports, articles and trustee deed) are available free of charge with your local Invesco representative or on our website www.invescoeuropa.com.

© 2016 Morningstar. All rights reserved. The information contained herein: (1) is proprietary to Morningstar and/or its content providers; (2) may not be copied or distributed; and (3) is not warranted to be accurate, complete or timely. Neither Morningstar nor its content providers are responsible for any damages or losses arising from any use of this information.

Additional information for Switzerland: This document is issued in Switzerland by Invesco Asset Management (Schweiz) AG. The legal offering documents are available free of charge from the issuer of this document: Invesco Asset Management (Schweiz) AG, Talacker 34, CH-8001 Zürich, who acts as representative for the funds distributed in Switzerland. Paying agent for the funds distributed in Switzerland: BNP PARIBAS SECURITIES SERVICES, Paris, succursale de Zurich, Selnaustrasse 16; CH - 8002 Zürich. The fund is domiciled in Luxembourg.