

# Invesco Greater China Equity Fund

## E-Acc Shares

31 January 2019

**This marketing document is exclusively for use by Qualified Investors in Switzerland and Professional Clients in Continental European countries as defined in the important information section. This document is not for consumer use, please do not redistribute.**

### Summary of fund objective

The objective of the Fund is to achieve long-term capital growth by investing in securities of Greater China. For the full objectives and investment policy please consult the current prospectus.

### Key facts



Mike Shiao  
Hong Kong  
Managed fund since  
December 2006



Lorraine Kuo  
Hong Kong  
Managed fund since  
November 2011

#### Share class launch

14 August 2000

#### Original fund launch

15 July 1992

#### Legal status

Luxembourg SICAV with UCITS status

#### Share class currency

EUR

#### Share class type

Accumulation

#### Fund size

USD 1.14 bn

#### Reference index

MSCI Golden Dragon Index-ND

#### Bloomberg code

INVPGE LX

#### ISIN code

LU0115143165

#### Settlement date

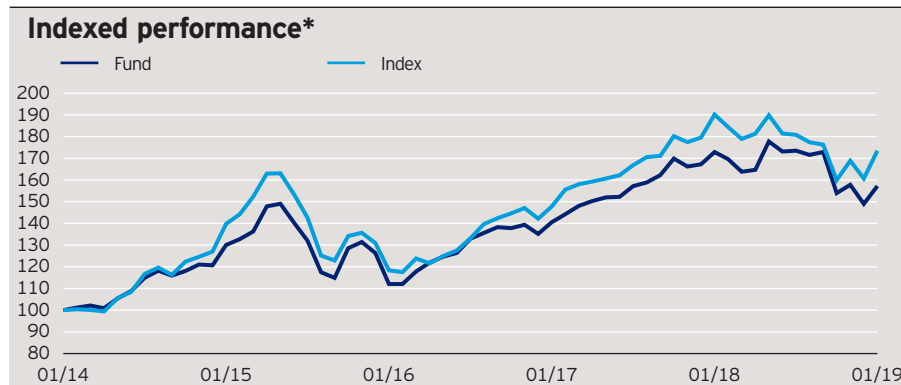
Trade Date + 3 Days

#### Morningstar Rating™

★★★★

### Quarterly fund commentary

Trade tensions continued to dominate the headlines during the fourth quarter, affecting Greater China markets that are heavily exposed to regional supply chains. Hong Kong equities performed the best, led by consumer staples and communication service sectors. Taiwanese equities, on the other hand, experienced a challenging quarter. The heavyweight information technology sector suffered from weaker than expected smartphone demand and weak guidance from Apple. Chinese equities were under pressure as well. The domestic economy remained stable with real GDP on track to achieve the government's target growth rate of around 6.5%. Consumption and services growth continued to show resilience, supported by healthy household income growth. There were however signs of moderation in recent months with a number of financial and economic indicators pointing to a possible tightening of growth expectations. As such, the Chinese government since mid-2018 has taken a number of accommodative measures in a bid to stabilize near-term economic outlook, including tax cuts, reserve requirement ratio cuts for banks, and a ramping up of infrastructure spending. We maintain a focus on companies with sustainable leadership and competitive advantages through a purely bottom-up investment approach. This stock selection preference has led to meaningful exposure in consumer-related sectors, such as consumer discretionary, consumer staples and communication services sectors.



The performance period shown here starts on the last day of the first indicated month and ends on the last day of the last indicated month.

### Cumulative performance\*

in %	YTD	1 month	1 year	3 years	5 years
Fund	5.53	5.53	-9.05	40.32	57.23
Index	7.96	7.96	-8.77	46.59	73.49

### Calendar year performance\*

in %	2014	2015	2016	2017	2018
Fund	14.71	4.69	6.97	23.73	-10.91
Index	22.66	3.12	8.56	26.30	-10.50

### Standardised rolling 12 month performance\*

in %	31.01.14 31.01.15	31.01.15 31.01.16	31.01.16 31.01.17	31.01.17 31.01.18	31.01.18 31.01.19
Fund	30.05	-13.84	25.41	23.02	-9.05
Index	39.80	-15.34	24.88	28.66	-8.77

Past performance is not a guide to future returns. The performance shown does not take account of the commissions and costs incurred on the issue and redemption of units.

# Invesco Greater China Equity Fund

## E-Acc Shares

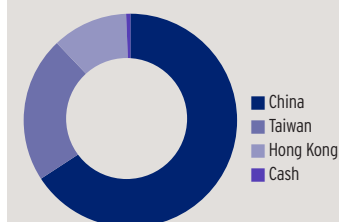
31 January 2019

### Holdings and active weights\*

(total holdings: 57)

Top 10 holdings	%	Top 10 overweight	+	Top 10 underweight	-
Alibaba	10.2	Asia Cement (China)	4.2	Tencent	5.1
China Mobile	6.0	China Mobile	3.6	AIA	4.0
Tencent	4.2	Shandong Weigao Medical Polymer 'H'	2.9	China Construction Bank	3.2
Asia Cement (China)	4.2	Weibo	2.7	Taiwan Semiconductor	3.1
Taiwan Semiconductor	3.5	President Chain Store	2.6	Industrial and Commercial Bank of China 'H'	2.0
Shandong Weigao Medical Polymer 'H'	3.0	YY	2.3	Ping An Insurance	1.9
CK Hutchison	2.9	Sun Art Retail	2.2	Baidu ADR	1.8
Weibo	2.8	Alibaba	2.1	Hong Kong Exchanges & Clearing	1.4
President Chain Store	2.8	Ctrip ADR	2.0	Bank of China	1.4
Ctrip ADR	2.5	Sinopharm Co. H Shares	2.0	CNOOC	1.1

### Geographical weightings of the fund in %\*



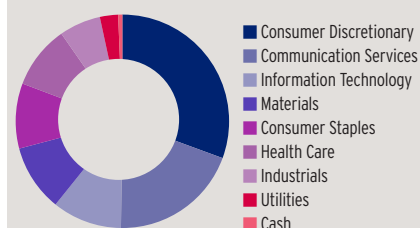
### Geographical weightings\*

in %	Fund	Index
China	65.8	59.8
Taiwan	22.1	20.6
Hong Kong	11.5	18.3
Macau	0.0	1.3
Singapore	0.0	0.1
Cash	0.6	0.0

### Sector weightings\*

in %	Fund	Index
Consumer Discretionary	30.6	15.6
Communication Services	19.6	17.3
Information Technology	10.6	13.6
Materials	10.1	3.4
Consumer Staples	9.9	2.5
Health Care	9.6	1.9
Industrials	6.3	5.8
Utilities	2.8	3.8
Others	0.0	36.1
Cash	0.6	0.0

### Sector weightings of the fund in %\*



### Financial characteristics\*

Average weighted market capitalisation	EUR 77.86 bn
Median market capitalisation	EUR 3.22 bn

### 3 year characteristics\*\*

Alpha	0.58
Beta	0.84
Correlation	0.92
Information ratio	-0.25
Sharpe ratio	1.07
Tracking error in %	5.88
Volatility in %	11.97

For detailed information about the 3 year characteristics please see <http://assets.invescohub.com/invesco-eu/glossary.pdf>.

### NAV and fees

#### Current NAV

EUR 45.00

#### 12 month price high

EUR 52.56 (15/06/2018)

#### 12 month price low

EUR 41.31 (04/01/2019)

#### Minimum investment <sup>1</sup>

EUR 500

#### Entry charge

Up to 3.00%

#### Annual management fee

2.25%

#### Ongoing charges <sup>2</sup>

2.76%

---

# Invesco Greater China Equity Fund

## E-Acc Shares

31 January 2019

---

### Risk Warnings

The value of investments and any income will fluctuate (this may partly be the result of exchange rate fluctuations) and investors may not get back the full amount invested. As a large portion of the fund is invested in less developed countries, you should be prepared to accept significantly large fluctuations in the value of the fund. As this fund is invested in a particular country, you should be prepared to accept greater fluctuations in the value of the fund than for a fund with a broader investment mandate. The fund invests in a limited number of holdings and is less diversified. This may result in large fluctuations in the value of the fund.

---

### Important Information

<sup>1</sup>The minimum investment amounts are: EUR 500 / USD 650 / GBP 400 / CHF 650 / SEK 4,500. Please contact us or refer to the most up to date Prospectus for details of minimum investment amounts in other currencies.

<sup>2</sup>The ongoing charges figure is based on annualised expenses for the period ending August 2017. This figure may vary from year to year. It excludes portfolio transaction costs except in the case of an entry or exit charge paid by the Fund when buying or selling shares/units in another fund.

This marketing document is exclusively for use by Professional Clients and Financial Advisers in Continental Europe and Qualified Investors in Switzerland. This document is not for consumer use, please do not redistribute. For the purpose of the distribution of this document Continental Europe is defined as Switzerland, Cyprus, Spain, Finland, France, Greece, Italy, Luxembourg, Netherlands, Norway, Portugal, Sweden. Data as at 31 January 2019, unless otherwise stated. This document is marketing material and is not intended as a recommendation to invest in any particular asset class, security or strategy. Regulatory requirements that require impartiality of investment/investment strategy recommendations are therefore not applicable nor are any prohibitions to trade before publication. The information provided is for illustrative purposes only, it should not be relied upon as recommendations to buy or sell securities. By accepting this document, you consent to communicate with us in English, unless you inform us otherwise.

Past performance is not a guide to future returns. Where individuals or the business have expressed opinions, they are based on current market conditions, they may differ from those of other investment professionals and are subject to change without notice and are not to be construed as investment advice. This marketing document is not an invitation to subscribe for shares in the fund and is by way of information only, it should not be considered financial advice. This does not constitute an offer or solicitation by anyone in any jurisdiction in which such an offer is not authorised or to any person to whom it is unlawful to make such an offer or solicitation. Persons interested in acquiring the fund should inform themselves as to (i) the legal requirements in the countries of their nationality, residence, ordinary residence or domicile; (ii) any foreign exchange controls and (iii) any relevant tax consequences. As with all investments, there are associated risks. This document is by way of information only. Asset management services are provided by Invesco in accordance with appropriate local legislation and regulations. The fund is available only in jurisdictions where its promotion and sale is permitted. Not all share classes of this fund may be available for public sale in all jurisdictions and not all share classes are the same nor do they necessarily suit every investor. Fee structure and minimum investment levels may vary dependent on share class chosen. Please check the most recent version of the fund prospectus in relation to the criteria for the individual share classes and contact your local Invesco office for full details of the fund registration status in your jurisdiction. Forecasts are not reliable indicators of future performance. For more information on our funds, please refer to the most up to date relevant fund and share class-specific Key Investor Information Documents, the latest Annual or Interim Reports and the latest Prospectus, and constituent documents. This information is available using the contact details of the issuer and is without charge. Further information on our products is available using the contact details shown. Subscriptions of shares are only accepted on the basis of the most up to date legal offering documents. The legal offering documents (fund & share class specific Key Investor Information Document, prospectus, annual and semi-annual reports, articles and trustee deed) are available free of charge with your local Invesco representative or on our website [www.invescoeurope.com](http://www.invescoeurope.com).

© 2019 Morningstar. All rights reserved. The information contained herein: (1) is proprietary to Morningstar and/or its content providers; (2) may not be copied or distributed; and (3) is not warranted to be accurate, complete or timely. Neither Morningstar nor its content providers are responsible for any damages or losses arising from any use of this information.

---

# Invesco Greater China Equity Fund

## E-Acc Shares

31 January 2019

---

### Important Information

**Additional information for Cyprus:** Issued in Cyprus by Invesco Asset Management S.A. 18, rue de Londres, F-75009 Paris. Authorised and regulated by the Autorité des marchés financiers in France.

**Additional information for Finland:** Issued in Finland by Invesco Asset Management S.A., 16-18 rue de Londres, 75009 Paris, France.

**Additional information for France:** Issued in France by Invesco Asset Management S.A., 16-18 rue de Londres, 75009 Paris, France.

**Additional information for Greece:** Issued in Greece by Invesco Asset Management S.A., 16-18 rue de Londres, 75009 Paris, France.

**Additional information for Italy:** Issued in Italy by Invesco Asset Management S.A, Sede Secondaria, Via Bocchetto 6, 20123 Milan, Italy.

**Additional information for Luxembourg:** Issued in Luxembourg by Invesco Asset Management SA, 16-18 rue de Londres, 75009 Paris, France.

**Additional information for Netherlands:** Issued in Netherlands by Invesco Asset Management S.A. Dutch Branch, Vinoly Building, Claude Debussylaan 26, 1082 MD Amsterdam, The Netherlands, [www.invesco.nl](http://www.invesco.nl).

**Additional information for Norway:** Issued in Norway by Invesco Asset Management S.A., 16-18 rue de Londres, 75009 Paris, France.

**Additional information for Portugal:** Issued in Portugal by Invesco Asset Management S.A., 16-18 rue de Londres, 75009 Paris, France.

**Additional information for Spain:** Issued in Spain by Invesco Asset Management S.A., Sucursal en España, C/ Goya 6 - 3º, 28001 Madrid, Spain.

**Additional information for Sweden:** Issued in Sweden by Invesco Asset Management S.A., Swedish Filial, Convendum, Jakobsbergsgatan 16, 111 43 Stockholm, Sweden.

**Additional information for Switzerland:** Issued in Switzerland by Invesco Asset Management (Schweiz) AG, Talacker 34, CH-8001 Zurich, who acts as representative for the funds distributed in Switzerland. Paying agent for the funds distributed in Switzerland: BNP PARIBAS SECURITIES SERVICES, Paris, succursale de Zurich, Selnaustrasse 16, CH-8002 Zurich. The legal offering documents are available free of charge at our website and local language from the issuer of this document. The fund is domiciled in Luxembourg.