

Invesco Gold & Precious Metals Fund

A (EUR Hgd)-Acc Shares

31 December 2016

This marketing document is exclusively for use by Qualified Investors in Switzerland and Professional Clients in Continental European countries where this specific fund's share class is registered for sale. This document is not for consumer use, please do not redistribute. This document may also be used by financial intermediaries in the United States as defined on page 3 of this document.

Summary of fund objective

The Funds investment objective is long-term growth of capital. In seeking to meet its objective, the Fund invests primarily in the equity and equity related securities of companies engaged predominantly in exploring for, mining, processing, or dealing and investing in gold and other precious metals such as silver, platinum and palladium, as well as diamonds, worldwide. For the full objectives and investment policy please consult the current prospectus.

Key facts



Norman MacDonald
Toronto
Managed fund since
July 2014

Share class launch

21 June 2010

Original fund launch

21 June 2010

Legal status

Luxembourg SICAV with UCITS status

Share class currency

EUR

Share class type

Accumulation

Fund size

USD 49.61 mn

Reference index

Philadelphia Gold & Silver PR

Bloomberg code

IVGPAEH LX

ISIN code

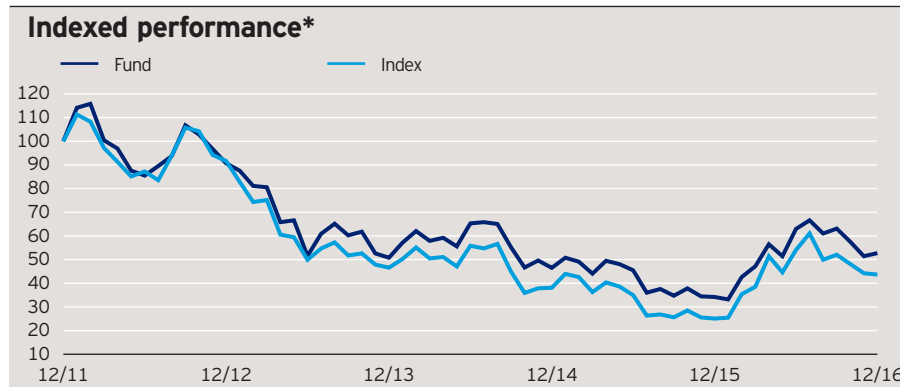
LU0503254152

Settlement date

Trade Date + 3 Days

Quarterly fund commentary

US politics took centre stage in the fourth quarter of 2016. The new administration brings the prospect of a business-friendly environment; however, it is too early to tell whether campaign rhetoric translates into policy reality. The US Federal Reserve confirmed market expectations with a decision to raise interest rates by 0.25%. Equity volatility was lower, on average, for the quarter while the US dollar reached its highest level for the year. As a result, gold mining equities delivered negative returns for the quarter and the price of bullion averaged 9% lower at \$1,218 per troy ounce. The fund underperformed its benchmark, the Philadelphia Gold & Silver index, during the quarter. Security selection and an underweight exposure in copper mining equities, as well as security selection in precious metals & minerals mining equities, were detractors from relative performance. Out-of-benchmark exposure in diversified metals & mining equities, together with security selection and underweight exposure to gold mining equities, were beneficial. Ancillary cash and out-of-benchmark gold bullion holdings also helped relative returns. We believe uncertainty in the global equity markets may cause further volatility in gold and precious metals prices. We believe the current landscape of geopolitical tensions, weak economic growth prospects and negative real interest rates bodes well for gold investment.



Cumulative performance*

in %	YTD	1 month	1 year	3 years	5 years
Fund	54.17	2.52	54.17	3.83	-47.28
Index	74.10	-1.27	74.10	-6.28	-56.34

Calendar year performance*

in %	2012	2013	2014	2015	2016
Fund	-9.33	-44.00	-8.42	-26.46	54.17
Index	-8.32	-49.19	-18.26	-34.14	74.10

Standardised rolling 12 month performance**

in %	31.12.11 31.12.12	31.12.12 31.12.13	31.12.13 31.12.14	31.12.14 31.12.15	31.12.15 31.12.16
Fund	-9.33	-44.00	-8.42	-26.46	54.17

The standardised past performance information is updated on a quarterly basis. Should you require up-to-date past performance information this is available on our website www.invescoeurope.com or by contacting us.

Past performance is not a guide to future returns. The performance shown does not take account of the commissions and costs incurred on the issue and redemption of units.

*Source: © 2016 Morningstar. Mid to mid, gross income re-invested to 31 December 2016 unless otherwise stated. The figures do not reflect the entry charge payable by individual investors. **Mid to mid, gross income re-invested to 31 December 2016. All performance data on this factsheet is in the currency of the share class, apart from the index performance which is shown in USD. Reference Index Source: Factset. **There is currently a discretionary cap of operating expenses at a maximum of 0.15% in place. This figure forms part of the ongoing charge and may positively impact the performance of the Share Class.**

Invesco Gold & Precious Metals Fund

A (EUR Hgd)-Acc Shares

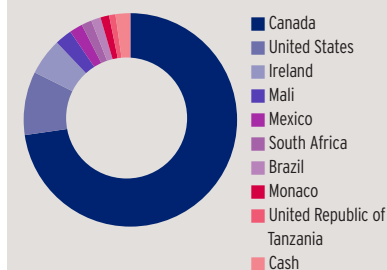
31 December 2016

Top 10 holdings*

(total holdings: 39)

Holding	%
Ivanhoe Mines	6.2
Source Physical Gold P-ETC	5.6
Torex Gold Resources	5.4
Silver Wheaton	5.0
Goldcorp	4.8
Franco-Nevada	4.6
Newmont Mining	4.5
Continental Gold	4.1
Tahoe Resources	3.9
Barrick Gold	3.8

Geographical weightings of the fund in %*



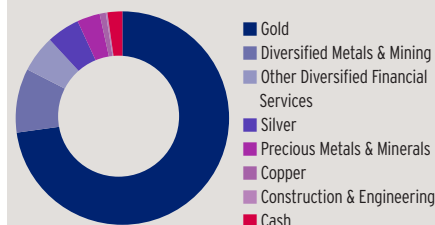
Geographical weightings*

	in %
Canada	72.7
United States	9.6
Ireland	5.6
Mali	2.6
Mexico	2.0
South Africa	1.6
Brazil	1.5
Monaco	1.3
United Republic of Tanzania	1.0
Cash	2.2

Sector weightings*

	in %
Gold	72.8
Diversified Metals & Mining	9.7
Other Diversified Financial Services	5.6
Silver	5.0
Precious Metals & Minerals	3.5
Copper	0.9
Construction & Engineering	0.3
Cash	2.2

Sector weightings of the fund in %*



Financial characteristics*

Average weighted market capitalisation	EUR 5.07 bn
Median market capitalisation	EUR 1.56 bn

NAV and fees

Current NAV

EUR 4.07

12 month price high

EUR 5.40 (16/08/2016)

12 month price low

EUR 2.33 (20/01/2016)

Minimum investment ¹

EUR 1,000

Entry charge

Up to 5.00%

Annual management fee

1.5%

Ongoing charges

1.96% (29/02/2016)

Invesco Gold & Precious Metals Fund

A (EUR Hgd)-Acc Shares

31 December 2016

Risk Warnings

The value of investments and any income will fluctuate (this may partly be the result of exchange rate fluctuations) and investors may not get back the full amount invested. As this fund is invested in a particular sector, you should be prepared to accept greater fluctuations of the value of the fund than for a fund with a broader investment mandate. Investment in instruments providing exposure to commodities is generally considered to be high risk which may result in large fluctuations in the value of the fund. The risks described herein are the fund specific material risks. For more information please consult the current fund and share class specific Key Investor Information Document (KIID) and for a complete set of risks the current prospectus.

Important Information

¹The minimum investment amounts are: USD 1,500 / EUR 1,000 / GBP 1,000 / CHF 1,500 / SEK 10,000. Please contact us or refer to the most up to date Prospectus for details of minimum investment amounts in other currencies.

This share class may not be registered in all countries and dissemination is subject to prior verification of registration status.

This marketing document is exclusively for use by Professional Clients and Financial Advisers in Continental Europe and Qualified Investors in Switzerland. This document is not for consumer use, please do not redistribute. Data as at 31 December 2016, unless otherwise stated. This marketing document is not subject to regulatory requirements that ensure impartiality of investment recommendations and investment strategy recommendations. Therefore, the prohibition of trading before the release of investment recommendations and investment strategy recommendations does not apply.

Past performance is not a guide to future returns. Where Invesco has expressed views and opinions, these may change. If investors are unsure if this product is suitable for them, they should seek advice from a financial adviser. The distribution and the offering of the fund or its share classes in certain jurisdictions may be restricted by law. Persons into whose possession this document may come are required to inform themselves about and to comply with any relevant restrictions. This does not constitute an offer or solicitation by anyone in any jurisdiction in which such an offer is not authorised or to any person to whom it is unlawful to make such an offer or solicitation. Persons interested in acquiring the fund should inform themselves as to (i) the legal requirements in the countries of their nationality, residence, ordinary residence or domicile; (ii) any foreign exchange controls and (iii) any relevant tax consequences. As with all investments, there are associated risks. This document is by way of information only. Asset management services are provided by Invesco in accordance with appropriate local legislation and regulations. The fund is available only in jurisdictions where its promotion and sale is permitted. Forecasts are not reliable indicators of future performance. The forecasts and market outlook presented in this material reflect subjective judgments and assumptions of the investment manager or its delegate and unexpected events may occur. There can be no assurance that developments will transpire as forecasted in this presentation. Where securities are mentioned in this document they do not necessarily represent a specific portfolio holding and do not constitute a recommendation to purchase, hold or sell. The ongoing charges figure is based on annualised expenses for the period ending 29/02/2016. This figure may vary from year to year. It excludes portfolio transaction costs except in the case of an entry or exit charge paid by the Fund when buying or selling shares/units in another fund. Subscriptions of shares are only accepted on the basis of the most up to date legal offering documents. The legal offering documents (fund & share class specific Key Investor Information Document, prospectus, annual and semi-annual reports, articles and trustee deed) are available free of charge with your local Invesco representative or on our website www.invescoeurope.com.

© 2016 Morningstar. All rights reserved. The information contained herein: (1) is proprietary to Morningstar and/or its content providers; (2) may not be copied or distributed; and (3) is not warranted to be accurate, complete or timely. Neither Morningstar nor its content providers are responsible for any damages or losses arising from any use of this information.

Additional information for Germany, Austria and Switzerland: This document is issued in Germany by Invesco Asset Management Deutschland GmbH. This document is issued in Austria by Invesco Asset Management Österreich GmbH and in Switzerland by Invesco Asset Management (Schweiz) AG. The legal offering documents are available free of charge from the issuer of this document: Invesco Asset Management Deutschland GmbH, An der Welle 5, D - 60322 Frankfurt am Main; Invesco Asset Management Österreich - Zweigniederlassung der Invesco Asset Management Deutschland GmbH, Rotenturmstrasse 16 - 18, 1010 Vienna as well as at Erste Bank der oesterreichischen Sparkassen AG, Graben 21, A-1010 Vienna acting as paying agent for funds registered for sale in Austria and Invesco Asset Management (Schweiz) AG, Talacker 34, CH-8001 Zürich, who acts as representative for the funds distributed in Switzerland. Paying agent for the funds distributed in Switzerland: BNP PARIBAS SECURITIES SERVICES, Paris, succursale de Zurich, Selnaustrasse 16; CH - 8002 Zürich. The fund is domiciled in Luxembourg.

Additional information for Financial Intermediaries in the United States: This material is intended for distributors, platforms, financial advisors and investment managers located in the United States in relation to their activities with offshore clients only. It must not be redistributed to end investors. This document is neither intended for US Persons, nor US residents. This fund must not be marketed on the US soil. This fund is registered for distribution in a limited number of countries, and should an activity create additional obligations (such as a local registration for sale or tax notification) for Invesco, you shall seek the prior formal approval of Invesco before undertaking such activity. Any marketing material you create on the fund for end investors shall also be expressly approved by Invesco. Issued in the US by Invesco Distributors, Inc., 11 Greenway Plaza, Suite 1000, Houston, Texas 77046. Invesco Distributors is the appointed US sub-distributor of the Invesco Funds, SICAV.