

Invesco Global Targeted Returns Fund C (GBP Hgd)-Acc Shares

31 December 2017

This marketing document is exclusively for use by Qualified Investors in Switzerland and Professional Clients in Continental European countries as defined in the important information section. This document is not for consumer use, please do not redistribute. This document may also be used by financial intermediaries in the United States as defined in the important information section.

Summary of fund objective

The Fund aims to achieve a positive total return in all market conditions over a rolling 3 year period. The Fund targets a gross return of 5% p.a. above 3 month EURIBOR (or an equivalent reference rate) and aims to achieve this with less than half the volatility of global equities, over the same rolling 3 year period. There is no guarantee that the Fund will achieve a positive return or its volatility target. For the full objectives and investment policy please consult the current prospectus.

Key facts



Dave Jubb, David Millar, Richard Batty
Henley on Thames
Managed fund since December 2013

Share class launch

23 July 2014

Original fund launch

18 December 2013

Legal status

Luxembourg SICAV with UCITS status

Share class currency

GBP

Share class type

Accumulation

Fund size

EUR 6.85 bn

Ongoing charges

1.06% (31/08/2016)

ISIN code

LU1075209376

Current NAV

GBP 10.93

12 month price high

GBP 11.26 (20/06/2017)

12 month price low

GBP 10.79 (02/02/2017)

Minimum investment ¹

GBP 600,000

Entry charge

Up to 5.00%

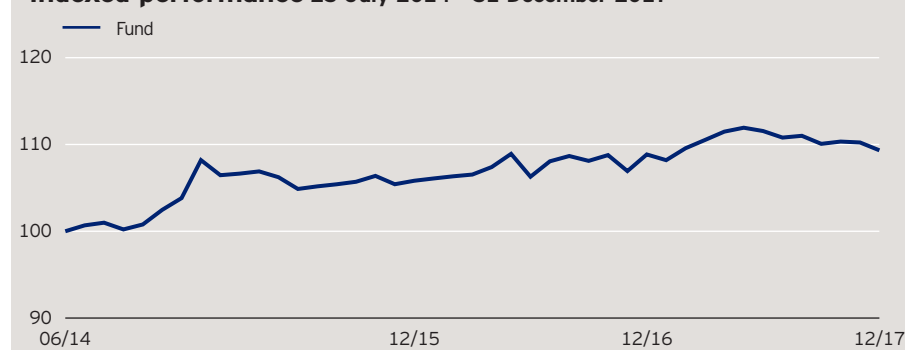
Annual management fee

0.9%

Quarterly fund commentary

The final quarter of the year capped a very strong year for global equity markets as a strong earnings season was complemented by generally positive economic data. In the US, President Trump enjoyed some success in getting his proposed tax reforms through congress and the US Federal Reserve raised interest rates, as expected, while upgrading its economic outlook for 2018. In the UK, November saw interest rates rise for the first time since 2007. Commodities enjoyed a strong end to the year with oil prices and copper prices doing particularly well. Credit markets outperformed government debt as major central banks have hinted at a turning tide for interest rates. During the quarter, the team added a new currency idea to the fund preferring the Japanese yen, which we believe is measurably cheap, to the Swiss franc. No ideas left the portfolio but other changes included removing Hungarian exposure from our emerging market debt idea, removing the US leg from our 'Interest Rates - Swap Spreads' idea and moving to a more directional implementation of our US dollar vs Canadian dollar idea following US dollar weakness. Finally, the option implementation of our Japanese equity idea was altered seeking to provide greater upside potential while limiting the downside for small market declines.

Indexed performance 23 July 2014 - 31 December 2017*



Each period starts at the end of the indicated month. The first indicated month may not represent a full month and may start only on the launch/restructuring date indicated in the headline.

Cumulative performance*

in %	YTD	1 month	1 year	3 years	Since inception
Fund	0.44	-0.82	0.44	5.30	9.33

Calendar year performance*

in %	2013	2014	2015	2016	2017
Fund	-	-	1.92	2.86	0.44

Standardised rolling 12 month performance**

in %	31.12.12	31.12.13	31.12.14	31.12.15	31.12.16	31.12.17
Fund	-	-	1.92	2.86	0.44	

The standardised rolling 12 month performance information is updated on a quarterly basis beginning one year after the share class launch. As the share class was launched on 23 July 2014, data is not available for the complete period covered by the table. Should you require up-to-date past performance information this is available on our website www.invescoeurope.com or by contacting us.

Past performance is not a guide to future returns. The performance shown does not take account of the commissions and costs incurred on the issue and redemption of units.

The holdings date for risk purposes may be moved by one business day to the closest day that is not distorted by fund flows or trading and may therefore differ from the date used for showing performance or other fund data.

*Source: © 2017 Morningstar. Indexed performance: Performance of an investment of 100 in share class currency. Gross income re-invested to 31 December 2017 unless otherwise stated. The figures do not reflect the entry charge payable by individual investors. **Gross income re-invested to 31 December 2017. All performance data on this factsheet is in the currency of the share class.

Invesco Global Targeted Returns Fund

C (GBP Hgd)-Acc Shares

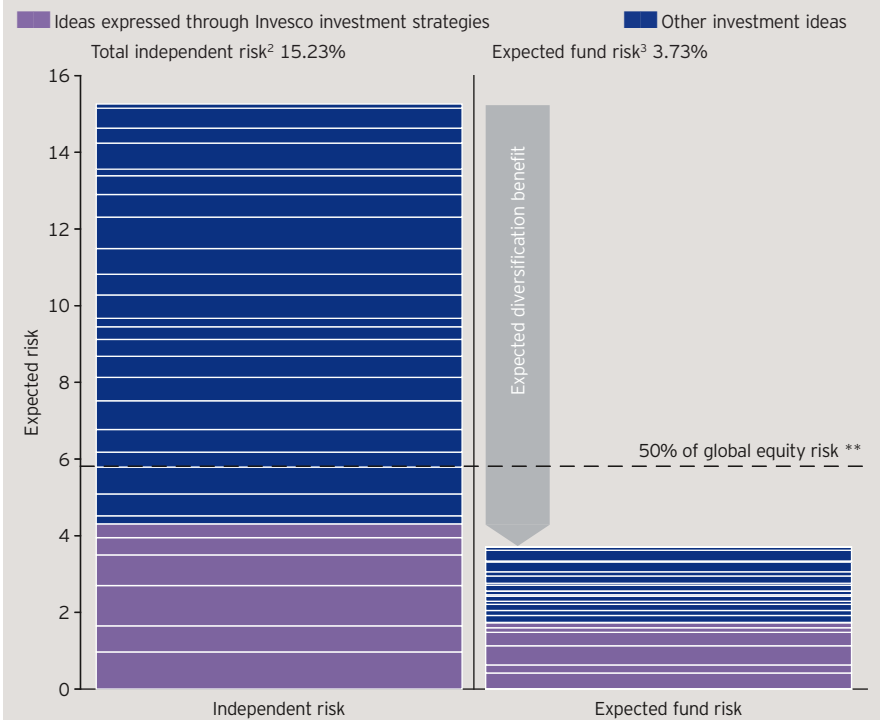
31 December 2017

Independent risk² per idea*

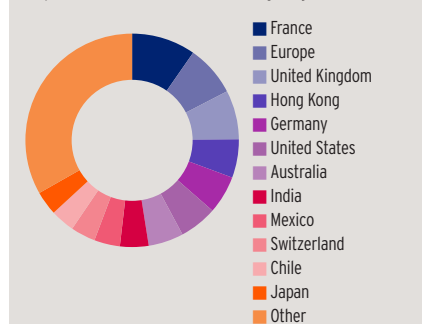
Commodity - Commodity Carry	0.21
Commodity - Commodity Short	0.57
Credit - Selective Credit	0.45
Credit - US High Yield	0.36
Currency - Chile and Mexico vs Australia and NZ	0.70
Currency - Indian Rupee vs Chinese Renminbi	0.39
Currency - Japanese Yen vs Korean Won	0.59
Currency - Japanese Yen vs Swiss Franc	0.75
Currency - Long EM Carry	0.61
Currency - Russian Ruble vs US Dollar	0.55
Currency - US Dollar vs Canadian Dollar	0.44
Currency - US Dollar vs Euro	0.33
Equity - Dispersion	0.22
Equity - European Divergence	0.97
Equity - Global	0.68
Equity - Japan	0.61
Equity - Selective Asia Exposure	1.05
Equity - UK	0.80
Equity - US Large Cap vs Small Cap	0.54
Inflation - Short Real Yields and Inflation	0.67
Inflation - US vs UK	0.82
Interest Rates - Australia vs US	0.59
Interest Rates - Selective EM Debt	0.49
Interest Rates - Swap Spreads	0.17
Interest Rates - Sweden	0.68
Interest Rates - Yield Compression	0.39
Volatility - Asian Equities vs US Equities	0.52
Cash & Residual FX ⁴	0.08
Total independent risk	15.23

Expected fund risk³ 3.73

Expected diversification from combining ideas*



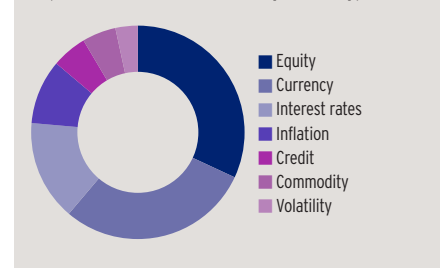
Independent risk² breakdown by region %*



Independent risk² breakdown by region %*

France	9.68
Europe	7.73
United Kingdom	7.44
Hong Kong	5.82
Germany	5.77
United States	5.74
Australia	5.33
India	4.33
Mexico	3.90
Switzerland	3.75
Chile	3.66
Japan	3.64
Other	33.21

Independent risk² breakdown by asset type %*



Independent risk² breakdown by asset type %*

Equity	31.92
Currency	29.27
Interest rates	15.20
Inflation	9.77
Credit	5.33
Commodity	5.12
Volatility	3.39

Source: *Invesco. Portfolio weightings and allocations are subject to change. **Global equity risk is the expected volatility of the MSCI World index as measured by its standard deviation over the last three and a half years, 11.61%, on 31 December 2017.

Invesco Global Targeted Returns Fund

C (GBP Hgd)-Acc Shares

31 December 2017

Risk Warnings

The value of investments and any income will fluctuate (this may partly be the result of exchange rate fluctuations) and investors may not get back the full amount invested. Debt instruments are exposed to credit risk which is the ability of the borrower to repay the interest and capital on the redemption date. The fund may invest in distressed securities which carry a significant risk of capital loss. The fund will invest in derivatives (complex instruments) which will be significantly leveraged resulting in large fluctuations in the value of the fund. The fund may hold debt instruments which are of lower credit quality and may result in large fluctuations of the value of the fund.

Important Information

¹The minimum investment amounts are: USD 1,000,000 / EUR 800,000 / GBP 600,000 / CHF 1,000,000 / SEK 7,000,000. Please contact us or refer to the most up to date Prospectus for details of minimum investment amounts in other currencies.

²Total independent risk - the sum of the expected volatility of the individual ideas as measured by their standard deviation over the last three and a half years.

³Expected fund risk - the expected volatility of the fund as measured by the standard deviation of the current portfolio of ideas over the last three and a half years.

⁴Residual FX refers to risk arising from unhedged currency exposure rather than an individual investment idea.

This marketing document is exclusively for use by Professional Clients and Financial Advisers in Continental Europe and Qualified Investors in Switzerland. This document is not for consumer use, please do not redistribute. For the purpose of the distribution of this document Continental Europe is defined as Switzerland, France, Liechtenstein, Luxembourg, Netherlands. Data as at 31 December 2017, unless otherwise stated. This document is marketing material and is not intended as a recommendation to invest in any particular asset class, security or strategy. Regulatory requirements that require impartiality of investment/investment strategy recommendations are therefore not applicable nor are any prohibitions to trade before publication. The information provided is for illustrative purposes only, it should not be relied upon as recommendations to buy or sell securities. By accepting this document, you consent to communicate with us in English, unless you inform us otherwise.

All fund portfolio figures within this leaflet are as at 31 December 2017 (Source: Invesco). Past performance is not a guide to future returns. Where individuals or the business have expressed opinions, they are based on current market conditions, they may differ from those of other investment professionals and are subject to change without notice and are not to be construed as investment advice. This marketing document is not an invitation to subscribe for shares in the fund and is by way of information only, it should not be considered financial advice. This does not constitute an offer or solicitation by anyone in any jurisdiction in which such an offer is not authorised or to any person to whom it is unlawful to make such an offer or solicitation. Persons interested in acquiring the fund should inform themselves as to (i) the legal requirements in the countries of their nationality, residence, ordinary residence or domicile; (ii) any foreign exchange controls and (iii) any relevant tax consequences. As with all investments, there are associated risks. This document is by way of information only. Asset management services are provided by Invesco in accordance with appropriate local legislation and regulations. The fund is available only in jurisdictions where its promotion and sale is permitted. Not all share classes of this fund may be available for public sale in all jurisdictions and not all share classes are the same nor do they necessarily suit every investor. Fee structure and minimum investment levels may vary dependent on share class chosen. Please check the most recent version of the fund prospectus in relation to the criteria for the individual share classes and contact your local Invesco office for full details of the fund registration status in your jurisdiction. Forecasts are not reliable indicators of future performance. The ongoing charges figure is based on annualised expenses for the period ending 31/08/2016. This figure may vary from year to year. It excludes portfolio transaction costs except in the case of an entry or exit charge paid by the Fund when buying or selling shares/units in another fund. For more information on our funds, please refer to the most up to date relevant fund and share class-specific Key Investor Information Documents, the latest Annual or Interim Reports and the latest Prospectus, and constituent documents. This information is available using the contact details of the issuer and is without charge. Further information on our products is available using the contact details shown. Subscriptions of shares are only accepted on the basis of the most up to date legal offering documents. The legal offering documents (fund & share class specific Key Investor Information Document, prospectus, annual and semi-annual reports, articles and trustee deed) are available free of charge with your local Invesco representative or on our website www.invescoeurope.com.

© 2017 Morningstar. All rights reserved. The information contained herein: (1) is proprietary to Morningstar and/or its content providers; (2) may not be copied or distributed; and (3) is not warranted to be accurate, complete or timely. Neither Morningstar nor its content providers are responsible for any damages or losses arising from any use of this information.

Additional information for Financial Intermediaries in the United States: This document is intended for distribution to US financial intermediaries for informational purposes and in relation to their activities with offshore clients only. The Funds are not registered under any US securities law, and may not be offered or sold directly or indirectly in the US, its territories or possessions, nor to any US persons, citizens or residents. The Fund must not be marketed on US soil. This does not constitute a recommendation of any investment strategy or product for a particular investor. Investors should consult a financial professional before making any investment decisions. Issued in the US by Invesco Distributors, Inc., 11 Greenway Plaza, Suite 1000, Houston, Texas 77046, USA. Invesco Distributors, Inc. is the appointed US sub-distributor of the Invesco Funds, SICAV or Invesco Fund Series 1-6. All entities are indirect, wholly owned subsidiaries of Invesco Ltd.

Invesco Global Targeted Returns Fund

C (GBP Hgd)-Acc Shares

31 December 2017

Important Information

Additional information for Cyprus: Issued in Cyprus by Invesco Global Asset Management DAC, Central Quay, Riverside IV, Sir John Rogerson's Quay, Dublin 2, Ireland. Regulated in Ireland by the Central Bank of Ireland.

Additional information for France: Issued in France by Invesco Asset Management S.A., 16-18 rue de Londres, 75009 Paris, France.

Additional information for Liechtenstein: Issued in Liechtenstein by Invesco Asset Management (Schweiz) AG, Talacker 34, 8001 Zurich, Switzerland. Paying agent in Liechtenstein is LGT Bank AG, Herrengasse 12, 9490 Vaduz. The KIID and Prospectus are available in German as well as English language on www.fundinfo.com.

Additional information for Luxembourg: Issued in Luxembourg by Invesco Asset Management SA, 16-18 rue de Londres, 75009 Paris, France.

Additional information for the Netherlands: Issued in the Netherlands by Invesco Asset Management S.A. Dutch Branch, Vinoly Building, Claude Debussylaan 26, 1082 MD Amsterdam, The Netherlands, www.invesco.nl.

Additional information for Switzerland: Issued in Switzerland by Invesco Asset Management (Schweiz) AG, Talacker 34, CH-8001 Zurich, who acts as representative for the funds distributed in Switzerland. Paying agent for the funds distributed in Switzerland: BNP PARIBAS SECURITIES SERVICES, Paris, succursale de Zurich, Selnaustrasse 16, CH-8002 Zurich. The legal offering documents are available free of charge at our website and local language from the issuer of this document. The fund is domiciled in Luxembourg.