



Invesco Developed Small and Mid-Cap Equity Fund

A (EUR Hgd)-Acc Shares

31 January 2019

This marketing document is exclusively for use by Qualified Investors in Switzerland and Professional Clients in Continental European countries as defined in the important information section. This document is not for consumer use, please do not redistribute. This document may also be used by financial intermediaries in the United States as defined in the important information section.

Summary of fund objective

The objective of the Fund is to achieve long-term capital growth. The Fund seeks to achieve its objective by investing primarily in equities of small and mid-cap companies in developed markets. For the full objectives and investment policy please consult the current prospectus. **Name changed from Invesco Global Smaller Companies Equity Fund on 06.12.2018.**

Key facts



Erik Esselink
London
Managed fund since
June 2017



Oliver Collin
Henley -on- Thames
Managed fund since
July 2017

Share class launch

27 June 2012

Original fund launch ¹

14 December 1993

Legal status

Luxembourg SICAV with UCITS status

Share class currency

EUR

Share class type

Accumulation

Fund size

USD 148.28 mn

Reference index

MSCI World Small Cap-ND

Bloomberg code

IGSCAEH LX

ISIN code

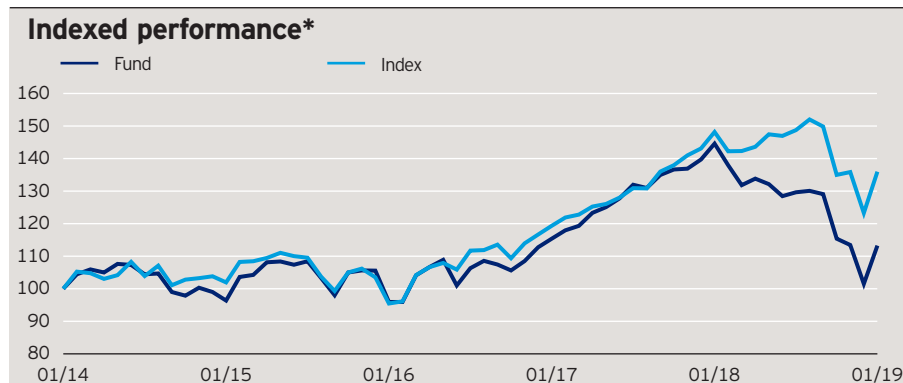
LU0794791284

Settlement date

Trade Date + 3 Days

Quarterly fund commentary

Global small and mid-cap markets fell in the fourth quarter to round off their worst year since the financial crisis. Markets were rattled by a myriad of concerns including the US Federal Reserve (Fed) raising interest rates too quickly, US economic growth being revised down for the third quarter, President Trump warning that he was prepared for a 'long' government shutdown if he did not receive the funding for a border wall with Mexico that he expected, as well as the UK's exit from the EU and the ongoing US-China trade talks.



The performance period shown here starts on the last day of the first indicated month and ends on the last day of the last indicated month.

Cumulative performance*

in %	YTD	1 month	1 year	3 years	5 years
Fund	11.58	11.58	-21.67	18.06	13.26
Index	10.30	10.30	-8.23	42.43	35.97

Calendar year performance*

in %	2014	2015	2016	2017	2018
Fund	-3.48	6.63	6.81	23.90	-27.35
Index	1.90	-0.31	12.71	22.66	-13.86

Standardised rolling 12 month performance*

in %	31.01.14 31.01.15	31.01.15 31.01.16	31.01.16 31.01.17	31.01.17 31.01.18	31.01.18 31.01.19
Fund	-3.63	-0.45	20.27	25.31	-21.67
Index	1.95	-6.36	25.02	24.15	-8.23

Past performance is not a guide to future returns. The performance shown does not take account of the commissions and costs incurred on the issue and redemption of units.

*Source: © 2019 Morningstar. Indexed performance: Performance of an investment of 100 in share class currency. Gross income re-invested to 31 January 2019 unless otherwise stated. The figures do not reflect the entry charge payable by individual investors. All performance data on this factsheet is in the currency of the share class, apart from the index performance which is shown in USD. Reference Index Source: Factset.

Invesco Developed Small and Mid-Cap Equity Fund

A (EUR Hgd)-Acc Shares

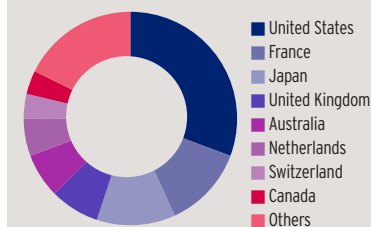
31 January 2019

Holdings and active weights*

(total holdings: 148)

Top 10 holdings	%	Top 10 overweight	+	Top 10 underweight	-
Village Roadshow	2.5	Village Roadshow	2.5	Exact Sciences	0.2
CAE	2.0	CAE	2.0	PerkinElmer	0.2
Eurazeo	1.9	Eurazeo	1.9	STERIS	0.2
Soitec	1.9	Soitec	1.8	Zebra Technologies	0.2
Mori Seiki	1.9	Mori Seiki	1.8	Equity Lifestyle Properties	0.2
TKH	1.8	TKH	1.7	Tableau Software	0.2
Keisei Electric Railway	1.7	Keisei Electric Railway	1.7	Sun Communities	0.2
Hitachi Chemical	1.7	Hitachi Chemical	1.7	Heico	0.2
Ansell	1.7	Modec	1.6	Sarepta Therapeutics	0.2
Fugro	1.7	Fugro	1.6	FactSet Research Systems	0.1

Geographical weightings of the fund in %*

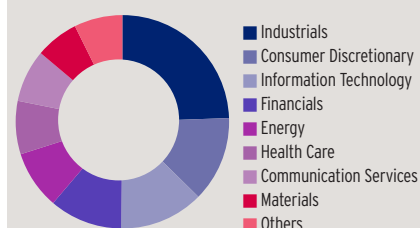


Geographical weightings*

in %	Fund	Index	in %	Fund	Index
United States	30.7	56.9	Industrials	24.5	16.9
France	12.5	1.2	Consumer Discretionary	13.0	11.6
Japan	11.9	11.9	Information Technology	12.8	12.8
United Kingdom	7.5	6.9	Financials	11.1	14.0
Australia	6.8	2.8	Energy	8.9	3.8
Netherlands	5.6	1.2	Health Care	8.1	11.1
Switzerland	3.8	1.8	Communication Services	8.0	3.6
Canada	3.6	3.5	Materials	6.5	7.3
Others	17.7	13.8	Others	7.3	18.9
Cash	-0.2	0.0	Cash	-0.2	0.0

Sector weightings*

Sector weightings of the fund in %*



Financial characteristics*

Average weighted market capitalisation	EUR 2.43 bn
Median market capitalisation	EUR 2.28 bn

NAV and fees

Current NAV

EUR 18.11

12 month price high

EUR 23.16 (01/02/2018)

12 month price low

EUR 15.90 (27/12/2018)

Minimum investment ²

EUR 1,000

Entry charge

Up to 5.00%

Annual management fee

1.6%

Ongoing charges ³

1.99%

Source: *Invesco. Portfolio weightings and allocations are subject to change. The weightings for each breakdown are rounded to the nearest tenth or hundredth of a percent; therefore, the aggregate weights for each breakdown may not equal 100%.

The top 10 overweight and underweight positions represent the largest weighting differences between the fund and the index.

Invesco Developed Small and Mid-Cap Equity Fund

A (EUR Hgd)-Acc Shares

31 January 2019

Risk Warnings

The value of investments and any income will fluctuate (this may partly be the result of exchange rate fluctuations) and investors may not get back the full amount invested. Investments in small and medium sized companies involve greater risks than those customarily associated with larger companies.

Important Information

¹The Original Fund Launch date shown herein is different from the fund launch date shown in the KIID, as it indicates the launch date of a previous fund that was merged into the fund shown. Further information can be found on our website: www.invescoeurope.com.

²The minimum investment amounts are: USD 1,500 / EUR 1,000 / GBP 1,000 / CHF 1,500 / SEK 10,000. Please contact us or refer to the most up to date Prospectus for details of minimum investment amounts in other currencies.

³The ongoing charges figure is based on annualised expenses for the period ending August 2018. This figure may vary from year to year. It excludes portfolio transaction costs except in the case of an entry or exit charge paid by the Fund when buying or selling shares/units in another fund.

This marketing document is exclusively for use by Professional Clients and Financial Advisers in Continental Europe and Qualified Investors in Switzerland. This document is not for consumer use, please do not redistribute. For the purpose of the distribution of this document Continental Europe is defined as Austria, Belgium, Switzerland, Germany, Spain, Finland, France, Italy, Luxembourg, Netherlands. Data as at 31 January 2019, unless otherwise stated. This document is marketing material and is not intended as a recommendation to invest in any particular asset class, security or strategy. Regulatory requirements that require impartiality of investment/investment strategy recommendations are therefore not applicable nor are any prohibitions to trade before publication. The information provided is for illustrative purposes only, it should not be relied upon as recommendations to buy or sell securities. By accepting this document, you consent to communicate with us in English, unless you inform us otherwise.

Past performance is not a guide to future returns. Where individuals or the business have expressed opinions, they are based on current market conditions, they may differ from those of other investment professionals and are subject to change without notice and are not to be construed as investment advice. This marketing document is not an invitation to subscribe for shares in the fund and is by way of information only, it should not be considered financial advice. This does not constitute an offer or solicitation by anyone in any jurisdiction in which such an offer is not authorised or to any person to whom it is unlawful to make such an offer or solicitation. Persons interested in acquiring the fund should inform themselves as to (i) the legal requirements in the countries of their nationality, residence, ordinary residence or domicile; (ii) any foreign exchange controls and (iii) any relevant tax consequences. As with all investments, there are associated risks. This document is by way of information only. Asset management services are provided by Invesco in accordance with appropriate local legislation and regulations. The fund is available only in jurisdictions where its promotion and sale is permitted. Not all share classes of this fund may be available for public sale in all jurisdictions and not all share classes are the same nor do they necessarily suit every investor. Fee structure and minimum investment levels may vary dependent on share class chosen. Please check the most recent version of the fund prospectus in relation to the criteria for the individual share classes and contact your local Invesco office for full details of the fund registration status in your jurisdiction. Forecasts are not reliable indicators of future performance. For more information on our funds, please refer to the most up to date relevant fund and share class-specific Key Investor Information Documents, the latest Annual or Interim Reports and the latest Prospectus, and constituent documents. This information is available using the contact details of the issuer and is without charge. Further information on our products is available using the contact details shown. Subscriptions of shares are only accepted on the basis of the most up to date legal offering documents. The legal offering documents (fund & share class specific Key Investor Information Document, prospectus, annual and semi-annual reports, articles and trustee deed) are available free of charge with your local Invesco representative or on our website www.invescoeurope.com.

© 2019 Morningstar. All rights reserved. The information contained herein: (1) is proprietary to Morningstar and/or its content providers; (2) may not be copied or distributed; and (3) is not warranted to be accurate, complete or timely. Neither Morningstar nor its content providers are responsible for any damages or losses arising from any use of this information.

Additional information for Financial Intermediaries in the United States: This document is intended for distribution to US financial intermediaries for informational purposes and in relation to their activities with offshore clients only. The Funds are not registered under any US securities law, and may not be offered or sold directly or indirectly in the US, its territories or possessions, nor to any US persons, citizens or residents. The Fund must not be marketed on US soil. This does not constitute a recommendation of any investment strategy or product for a particular investor. Investors should consult a financial professional before making any investment decisions. Issued in the US by Invesco Distributors, Inc., 11 Greenway Plaza, Suite 1000, Houston, Texas 77046, USA. Invesco Distributors, Inc. is the appointed US sub-distributor of the Invesco Funds, SICAV or Invesco Fund Series 1-6. All entities are indirect, wholly owned subsidiaries of Invesco Ltd.

Invesco Developed Small and Mid-Cap Equity Fund

A (EUR Hgd)-Acc Shares

31 January 2019

Important Information

Additional information for Austria: Issued in Austria by Invesco Asset Management Österreich - Zweigniederlassung der Invesco Asset Management Deutschland GmbH, Rotenturmstrasse 16 - 18, 1010 Vienna as well as at Erste Bank der oesterreichischen Sparkassen AG, Graben 21, A-1010 Vienna acting as paying agent for funds registered for sale in Austria.

Additional information for Belgium: Issued in Belgium by Invesco Asset Management S.A. Belgian Branch (France), situé Avenue Louise 235, 1050 Bruxelles, Belgium, www.invesco.be.

Additional information for Finland: Issued in Finland by Invesco Asset Management S.A., 16-18 rue de Londres, 75009 Paris, France.

Additional information for France: Issued in France by Invesco Asset Management S.A., 16-18 rue de Londres, 75009 Paris, France.

Additional information for Germany: Issued in Germany by Invesco Asset Management Deutschland GmbH, An der Welle 5, 60322 Frankfurt am Main, Germany.

Additional information for Italy: Issued in Italy by Invesco Asset Management S.A, Sede Secondaria, Via Bocchetto 6, 20123 Milan, Italy.

Additional information for Luxembourg: Issued in Luxembourg by Invesco Asset Management SA, 16-18 rue de Londres, 75009 Paris, France.

Additional information for Netherlands: Issued in Netherlands by Invesco Asset Management S.A. Dutch Branch, Vinoly Building, Claude Debussylaan 26, 1082 MD Amsterdam, The Netherlands, www.invesco.nl.

Additional information for Spain: Issued in Spain by Invesco Asset Management S.A., Sucursal en España, C/ Goya 6 - 3º, 28001 Madrid, Spain.

Additional information for Switzerland: Issued in Switzerland by Invesco Asset Management (Schweiz) AG, Talacker 34, CH-8001 Zurich, who acts as representative for the funds distributed in Switzerland. Paying agent for the funds distributed in Switzerland: BNP PARIBAS SECURITIES SERVICES, Paris, succursale de Zurich, Selnaustrasse 16, CH-8002 Zurich. The legal offering documents are available free of charge at our website and local language from the issuer of this document. The fund is domiciled in Luxembourg.