



Invesco Global Income Real Estate Securities Fund

E-Acc Shares

31 December 2017

This marketing document is exclusively for use by Qualified Investors in Switzerland and Professional Clients in Continental European countries as defined in the important information section. This document is not for consumer use, please do not redistribute.

Summary of fund objective

The objective of the Fund is to generate income and to a lesser extent to achieve long-term capital appreciation by investing in a diversified portfolio of securities of companies and other entities engaged in the real estate sector worldwide. For the full objectives and investment policy please consult the current prospectus.

Key facts



Paul Curbo
Dallas
Managed fund since
October 2008



Joe Rodriguez
Dallas
Managed fund since
July 2005

Share class launch

31 October 2008

Original fund launch ¹

25 July 2005

Legal status

Luxembourg SICAV with UCITS status

Share class currency

EUR

Share class type

Accumulation

Fund size

USD 24.76 mn

Reference index

FTSE EPRA/NAREIT Developed-ND

Bloomberg code

INGREEA LX

ISIN code

LU0367026050

Settlement date

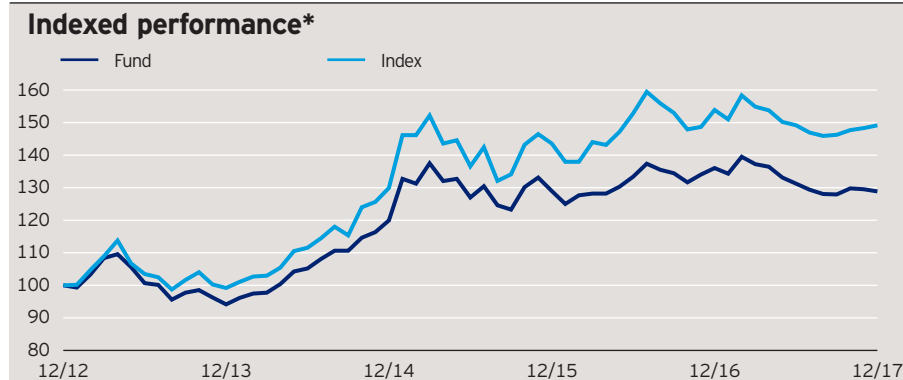
Trade Date + 3 Days

Morningstar Rating™

★★

Quarterly fund commentary

The year ended with confidence among many economic commentators and capital market participants at high levels. Recent economic data confirmed the health of key US, Eurozone and Chinese economies. Listed real estate performance was led by European REITs, but all regions of the world showed positive performance. Growth prospects for earnings and dividends in 2018 lie in mid-single digits, with an average dividend yield opportunity just below 4%. Fundamentals for real estate around the world remain generally supportive, with some pockets of weakness in obvious sectors, such as secondary retail, and a few markets, especially in the US, where over-supply is denting growth opportunities. Investor appetite for prime quality private real estate assets remains strong. Listed companies are tending to continue to be net sellers of their assets into market demand. As at 31 December 2017, the weighted average current yield of the portfolio of underlying security investments was 4.0%, represented by approximately 62% common shares, 13% preferred shares, 21% fixed income and the remainder cash. The weighted average current yields on the fund's common, preferred stock, and fixed income investments were 3.7%, 6.3% and 4.2%, respectively. Please note the fund is not managed with a primary objective of achieving a return relative to the fund's reference index.



The performance period shown here starts on the last day of the first indicated month and ends on the last day of the last indicated month.

Cumulative performance*

in %	YTD	1 month	1 year	3 years	5 years
Fund	-5.28	-0.51	-5.28	7.43	28.86
Index	-3.06	0.57	-3.06	14.81	49.16

Calendar year performance*

in %	2013	2014	2015	2016	2017
Fund	-5.85	27.40	7.54	5.46	-5.28
Index	-0.81	30.98	10.51	7.18	-3.06

Standardised rolling 12 month performance**

in %	31.12.12 31.12.13	31.12.13 31.12.14	31.12.14 31.12.15	31.12.15 31.12.16	31.12.16 31.12.17
Fund	-5.85	27.40	7.54	5.46	-5.28

The standardised past performance information is updated on a quarterly basis. Should you require up-to-date past performance information this is available on our website www.invescoeuropa.com or by contacting us.

Past performance is not a guide to future returns. The performance shown does not take account of the commissions and costs incurred on the issue and redemption of units.

*Source: © 2017 Morningstar. Indexed performance: Performance of an investment of 100 in share class currency. Gross income re-invested to 31 December 2017 unless otherwise stated. The figures do not reflect the entry charge payable by individual investors. **Gross income re-invested to 31 December 2017. All performance data on this factsheet is in the currency of the share class. Reference Index Source: Factset. **There is currently a discretionary cap of operating expenses at a maximum of 0.05% in place. This figure forms part of the ongoing charge and may positively impact the performance of the Share Class.**

Invesco Global Income Real Estate Securities Fund

E-Acc Shares

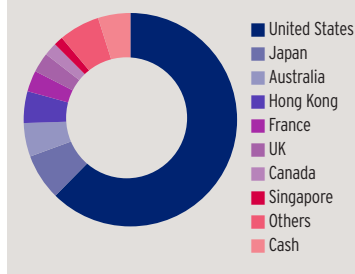
31 December 2017

Top 10 holdings*

(total holdings: 147)

Simon Property	2.8
Commercial Mortgage Pass-Through Certificates 2014-UB4X	2.5
Sun Hung Kai Properties	1.8
AvalonBay Communities	1.8
Unibail-Rodamco	1.8
American Tower 'A'	1.7
Hudson Pacific Properties	1.6
Essex Property Trust	1.6
Mitsui Fudosan	1.5
Crown Castle Pfd 'A'	1.4

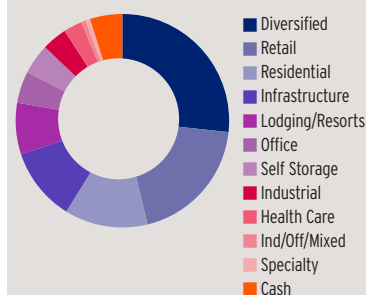
Geographical weightings of the fund in %*



Geographical weightings*

	in %		in %
United States	62.4	Diversified	26.7
Japan	7.0	Retail	19.5
Australia	5.1	Residential	12.6
Hong Kong	4.8	Infrastructure	11.1
France	3.2	Lodging/Resorts	7.8
UK	3.0	Office	4.8
Canada	2.0	Self Storage	4.6
Singapore	1.4	Industrial	3.8
Others	6.2	Health Care	2.8
Cash	4.9	Ind/Off/Mixed	0.7
		Specialty	0.7
		Cash	4.9

Sector weightings of the fund in %*



Financial characteristics*

Average weighted market capitalisation	EUR 14.58 bn
Median market capitalisation	EUR 5.46 bn

3 year characteristics**

Alpha	-1.17
Beta	0.75
Correlation	0.93
Information ratio	-0.46
Sharpe ratio	0.16
Tracking error in %	4.81
Volatility in %	10.49

For detailed information about the 3 year characteristics please see <http://www.invescoeuropa.com/CE/Glossary.pdf>.

NAV and fees

Current NAV

EUR 9.69

12 month price high

EUR 10.57 (12/04/2017)

12 month price low

EUR 9.46 (29/08/2017)

Minimum investment ²

EUR 500

Entry charge

Up to 3.00%

Annual management fee

1.75%

Ongoing charges

2.23% (31/08/2016)

Invesco Global Income Real Estate Securities Fund

E-Acc Shares

31 December 2017

Risk Warnings

The value of investments and any income will fluctuate (this may partly be the result of exchange rate fluctuations) and investors may not get back the full amount invested. Debt instruments are exposed to credit risk which is the ability of the borrower to repay the interest and capital on the redemption date. The fund may hold a large amount of Asset Backed Securities (ABS) (complex instruments) as well as lower quality debt securities which may impact the liquidity of the fund under certain circumstances. As this fund is invested in a particular sector, you should be prepared to accept greater fluctuations of the value of the fund than for a fund with a broader investment mandate.

Important Information

¹The Original Fund Launch date shown herein is different from the fund launch date shown in the KIID, as it indicates the launch date of a previous fund that was merged into the fund shown and therefore the track record starts with this previous fund. Further information can be found on our website: www.invescoeurope.com.

²The minimum investment amounts are: EUR 500 / USD 650 / GBP 400 / CHF 650 / SEK 4,500. Please contact us or refer to the most up to date Prospectus for details of minimum investment amounts in other currencies.

This marketing document is exclusively for use by Professional Clients and Financial Advisers in Continental Europe and Qualified Investors in Switzerland. This document is not for consumer use, please do not redistribute. For the purpose of the distribution of this document Continental Europe is defined as Switzerland, Spain, Finland, France, Greece, Italy, Luxembourg, Netherlands, Norway, Portugal, Sweden. Data as at 31 December 2017, unless otherwise stated. This document is marketing material and is not intended as a recommendation to invest in any particular asset class, security or strategy. Regulatory requirements that require impartiality of investment/investment strategy recommendations are therefore not applicable nor are any prohibitions to trade before publication. The information provided is for illustrative purposes only, it should not be relied upon as recommendations to buy or sell securities. By accepting this document, you consent to communicate with us in English, unless you inform us otherwise.

Past performance is not a guide to future returns. Where individuals or the business have expressed opinions, they are based on current market conditions, they may differ from those of other investment professionals and are subject to change without notice and are not to be construed as investment advice. This marketing document is not an invitation to subscribe for shares in the fund and is by way of information only, it should not be considered financial advice. This does not constitute an offer or solicitation by anyone in any jurisdiction in which such an offer is not authorised or to any person to whom it is unlawful to make such an offer or solicitation. Persons interested in acquiring the fund should inform themselves as to (i) the legal requirements in the countries of their nationality, residence, ordinary residence or domicile; (ii) any foreign exchange controls and (iii) any relevant tax consequences. As with all investments, there are associated risks. This document is by way of information only. Asset management services are provided by Invesco in accordance with appropriate local legislation and regulations. The fund is available only in jurisdictions where its promotion and sale is permitted. Not all share classes of this fund may be available for public sale in all jurisdictions and not all share classes are the same nor do they necessarily suit every investor. Fee structure and minimum investment levels may vary dependent on share class chosen. Please check the most recent version of the fund prospectus in relation to the criteria for the individual share classes and contact your local Invesco office for full details of the fund registration status in your jurisdiction. Forecasts are not reliable indicators of future performance. The ongoing charges figure is based on annualised expenses for the period ending 31/08/2016. This figure may vary from year to year. It excludes portfolio transaction costs except in the case of an entry or exit charge paid by the Fund when buying or selling shares/units in another fund. For more information on our funds, please refer to the most up to date relevant fund and share class-specific Key Investor Information Documents, the latest Annual or Interim Reports and the latest Prospectus, and constituent documents. This information is available using the contact details of the issuer and is without charge. Further information on our products is available using the contact details shown. Subscriptions of shares are only accepted on the basis of the most up to date legal offering documents. The legal offering documents (fund & share class specific Key Investor Information Document, prospectus, annual and semi-annual reports, articles and trustee deed) are available free of charge with your local Invesco representative or on our website www.invescoeurope.com.

© 2017 Morningstar. All rights reserved. The information contained herein: (1) is proprietary to Morningstar and/or its content providers; (2) may not be copied or distributed; and (3) is not warranted to be accurate, complete or timely. Neither Morningstar nor its content providers are responsible for any damages or losses arising from any use of this information.

Invesco Global Income Real Estate Securities Fund

E-Acc Shares

31 December 2017

Important Information

Additional information for Finland: Issued in Finland by Invesco Asset Management S.A., 16-18 rue de Londres, 75009 Paris, France.

Additional information for France: Issued in France by Invesco Asset Management S.A., 16-18 rue de Londres, 75009 Paris, France.

Additional information for Greece: Issued in Greece by Invesco Asset Management S.A., 16-18 rue de Londres, 75009 Paris, France.

Additional information for Italy: Issued in Italy by Invesco Asset Management SA, Sede Secondaria, Via Bocchetto 6, 20123 Milan, Italy. The fund is registered in Italy for professional investors only and not for public distribution.

Additional information for Luxembourg: Issued in Luxembourg by Invesco Asset Management SA, 16-18 rue de Londres, 75009 Paris, France.

Additional information for the Netherlands: Issued in the Netherlands by Invesco Asset Management S.A. Dutch Branch, Vinoly Building, Claude Debussylaan 26, 1082 MD Amsterdam, The Netherlands, www.invesco.nl.

Additional information for Norway: Issued in Norway by Invesco Asset Management S.A., 16-18 rue de Londres, 75009 Paris, France.

Additional information for Portugal: Issued in Portugal by Invesco Asset Management S.A., 16-18 rue de Londres, 75009 Paris, France.

Additional information for Spain: Issued in Spain by Invesco Asset Management S.A., Sucursal en España, C/ Goya 6 - 3º, 28001 Madrid, Spain.

Additional information for Sweden: Issued in Sweden by Invesco Asset Management S.A. Swedish Filial (France), Stureplan 4c, 4th floor, Stockholm 114 35, Sweden.

Additional information for Switzerland: Issued in Switzerland by Invesco Asset Management (Schweiz) AG, Talacker 34, CH-8001 Zurich, who acts as representative for the funds distributed in Switzerland. Paying agent for the funds distributed in Switzerland: BNP PARIBAS SECURITIES SERVICES, Paris, succursale de Zurich, Selnaustrasse 16, CH-8002 Zurich. The legal offering documents are available free of charge at our website and local language from the issuer of this document. The fund is domiciled in Luxembourg.