

Invesco European Growth Equity Fund

A-Acc Shares

28 February 2019

This marketing document is exclusively for use by Qualified Investors in Switzerland and Professional Clients in Continental European countries as defined in the important information section. This document is not for consumer use, please do not redistribute. This document may also be used by financial intermediaries in the United States as defined in the important information section.

Summary of fund objective

The Funds investment objective is long-term capital growth. The Fund seeks to meet its objective by investing at least 70% of its total assets (after deducting ancillary liquid assets) in equity and equity related securities of European companies. For the full objectives and investment policy please consult the current prospectus.

Key facts



Jason Holzer
Austin
Managed fund since
June 2004



Clas Olsson
Austin
Managed fund since
June 2004

Co-Fund Managers

Borge Endresen
Austin
Managed fund since
June 2004

Richard Nield
Austin
Managed fund since
June 2004

Matt Dennis
Austin
Managed fund since
June 2004

Share class launch
30 June 2004

Original fund launch
30 June 2004

Legal status
Luxembourg SICAV with UCITS status

Share class currency
EUR

Share class type
Accumulation

Fund size
EUR 24.58 mn

Reference index
MSCI Europe Growth ND

Bloomberg code
INVGEAA LX

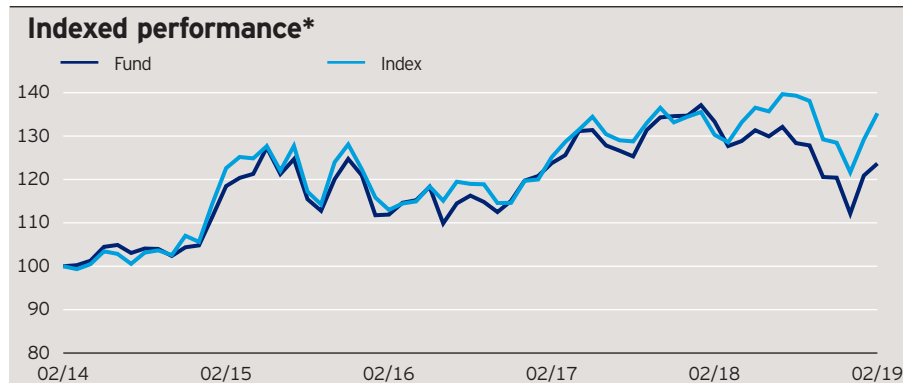
ISIN code
LU0194779913

Settlement date
Trade Date + 3 Days

Morningstar Rating™
★★★★

Quarterly fund commentary

Global equity markets declined sharply in the fourth quarter amid ongoing trade tensions, falling oil prices, and fear of slowing economic growth in key global markets. Uncertainty about Brexit and disruption from the new Italian government's spending plans weighed on Eurozone markets, while US/China trade disputes threatened to weaken China's economy. The fund was down for the period but outperformed its reference index. Stock selection in within the Financials, IT and Consumer Discretionary sectors contributed favourably to relative performance. In contrast, stock selection within Consumer Staples and an overweight position in the Energy sector dragged down relative returns versus the reference index. We took advantage of the market volatility over the quarter and put some cash to work at more attractive valuation levels. Although we did not buy any new names over the period, we did add to existing positions in some of our high conviction holdings. We did not completely sell out of any holdings over the period. Looking into 2019, our belief is that the narrow focus on particular investment types that have dominated the market in 2017 and early-2018 should end - as it has in previous cycles - and that investors will eventually focus more on fundamentals and valuations. In an environment, where US growth might be peaking, we believe our investment style could be moving back into favour.



The performance period shown here starts on the last day of the first indicated month and ends on the last day of the last indicated month.

Cumulative performance*

in %	YTD	1 month	1 year	3 years	5 years
Fund	10.27	2.29	-7.25	10.51	23.66
Index	11.18	4.69	3.81	19.71	35.25
Quartile ranking	3	4	4	4	2
Absolute ranking	216/353	330/355	287/322	204/261	76/206
Mstar GIF OS Sector: Europe Large-Cap Blend Equity					

Calendar year performance*

in %	2014	2015	2016	2017	2018
Fund	6.00	15.39	-1.00	12.50	-16.74
Index	8.04	15.85	-2.19	12.34	-9.52

Standardised rolling 12 month performance*

in %	28.02.14	28.02.15	28.02.16	28.02.17	28.02.18	28.02.19
Fund	18.46	-5.54	10.59	7.73	-7.25	
Index	22.60	-7.85	10.76	4.11	3.81	

Past performance is not a guide to future returns. The performance shown does not take account of the commissions and costs incurred on the issue and redemption of units.

*Source: © 2019 Morningstar. Indexed performance: Performance of an investment of 100 in share class currency. Gross income re-invested to 28 February 2019 unless otherwise stated. The figures do not reflect the entry charge payable by individual investors. All performance data on this factsheet is in the currency of the share class. Reference Index Source: Factset.

Invesco European Growth Equity Fund

A-Acc Shares

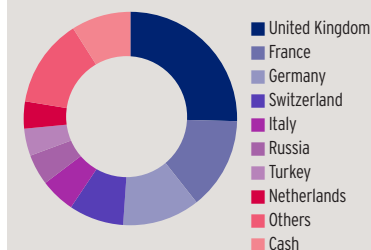
28 February 2019

Holdings and active weights*

(total holdings: 57)

Top 10 holdings	%	Top 10 overweight	+	Top 10 underweight	-
Sberbank of Russia Pfd	4.7	Sberbank of Russia Pfd	4.7	Nestle	6.4
DCC	4.5	DCC	4.3	Roche	4.5
Deutsche Boerse	2.8	MorphoSys	2.6	Unilever	3.3
MorphoSys	2.6	Investor	2.6	LVMH Moet Hennessy Louis Vuitton	2.2
Investor	2.6	Haci Omer Sabanci	2.5	Diageo	2.2
Haci Omer Sabanci	2.5	Bollore	2.2	Novo Nordisk	2.1
Bollore	2.3	Deutsche Boerse	2.2	Siemens	1.9
Wolters Kluwer	2.2	Vinci	2.2	Airbus	1.7
Vinci	2.2	Philip Morris	2.1	ASML	1.7
Philip Morris	2.1	Allianz	1.9	AstraZeneca	1.6

Geographical weightings of the fund in %*



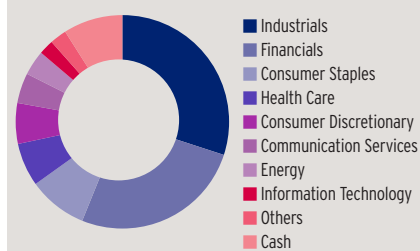
Geographical weightings*

in %	Fund	Index
United Kingdom	25.4	19.6
France	14.0	18.7
Germany	11.7	13.9
Switzerland	8.3	20.7
Italy	5.3	1.0
Russia	4.7	0.0
Turkey	4.1	0.0
Netherlands	4.1	6.0
Others	13.4	20.1
Cash	9.0	0.0

Sector weightings*

in %	Fund	Index
Industrials	30.0	21.0
Financials	26.1	4.1
Consumer Staples	9.0	24.1
Health Care	6.6	15.9
Consumer Discretionary	6.2	12.2
Communication Services	4.6	2.5
Energy	3.8	1.9
Information Technology	2.2	9.5
Others	2.5	8.6
Cash	9.0	0.0

Sector weightings of the fund in %*



Financial characteristics*

Average weighted market capitalisation	EUR 21.87 bn
Median market capitalisation	EUR 7.35 bn

3 year characteristics**

Alpha	-2.20
Beta	0.94
Correlation	0.86
Information ratio	-0.46
Sharpe ratio	0.33
Tracking error in %	5.75
Volatility in %	11.18

For detailed information about the 3 year characteristics please see <http://assets.invescohub.com/invesco-eu/glossary.pdf>.

NAV and fees

Current NAV

EUR 25.45

12 month price high

EUR 27.35 (24/05/2018)

12 month price low

EUR 22.76 (27/12/2018)

Minimum investment ¹

EUR 1,000

Entry charge

Up to 5.00%

Annual management fee

1.5%

Ongoing charges ²

1.97%

Invesco European Growth Equity Fund

A-Acc Shares

28 February 2019

Risk Warnings

The value of investments and any income will fluctuate (this may partly be the result of exchange rate fluctuations) and investors may not get back the full amount invested.

Important Information

¹The minimum investment amounts are: USD 1,500 / EUR 1,000 / GBP 1,000 / CHF 1,500 / SEK 10,000. Please contact us or refer to the most up to date Prospectus for details of minimum investment amounts in other currencies.

²The ongoing charges figure is based on annualised expenses for the period ending August 2018. This figure may vary from year to year. It excludes portfolio transaction costs except in the case of an entry or exit charge paid by the Fund when buying or selling shares/units in another fund.

This marketing document is exclusively for use by Professional Clients and Financial Advisers in Continental Europe and Qualified Investors in Switzerland. This document is not for consumer use, please do not redistribute. For the purpose of the distribution of this document Continental Europe is defined as Austria, Belgium, Switzerland, Germany, Spain, Finland, France, Greece, Italy, Luxembourg, Netherlands, Norway, Sweden. Data as at 28 February 2019, unless otherwise stated. This document is marketing material and is not intended as a recommendation to invest in any particular asset class, security or strategy. Regulatory requirements that require impartiality of investment/investment strategy recommendations are therefore not applicable nor are any prohibitions to trade before publication. The information provided is for illustrative purposes only, it should not be relied upon as recommendations to buy or sell securities. By accepting this document, you consent to communicate with us in English, unless you inform us otherwise.

Past performance is not a guide to future returns. Where individuals or the business have expressed opinions, they are based on current market conditions, they may differ from those of other investment professionals and are subject to change without notice and are not to be construed as investment advice. This marketing document is not an invitation to subscribe for shares in the fund and is by way of information only, it should not be considered financial advice. This does not constitute an offer or solicitation by anyone in any jurisdiction in which such an offer is not authorised or to any person to whom it is unlawful to make such an offer or solicitation. Persons interested in acquiring the fund should inform themselves as to (i) the legal requirements in the countries of their nationality, residence, ordinary residence or domicile; (ii) any foreign exchange controls and (iii) any relevant tax consequences. As with all investments, there are associated risks. This document is by way of information only. Asset management services are provided by Invesco in accordance with appropriate local legislation and regulations. The fund is available only in jurisdictions where its promotion and sale is permitted. Not all share classes of this fund may be available for public sale in all jurisdictions and not all share classes are the same nor do they necessarily suit every investor. Fee structure and minimum investment levels may vary dependent on share class chosen. Please check the most recent version of the fund prospectus in relation to the criteria for the individual share classes and contact your local Invesco office for full details of the fund registration status in your jurisdiction. Forecasts are not reliable indicators of future performance. For more information on our funds, please refer to the most up to date relevant fund and share class-specific Key Investor Information Documents, the latest Annual or Interim Reports and the latest Prospectus, and constituent documents. This information is available in English using the contact details of the issuer and is without charge. Further information on our products is available using the contact details shown. Subscriptions of shares are only accepted on the basis of the most up to date legal offering documents. The legal offering documents (fund & share class specific Key Investor Information Document, prospectus, annual and semi-annual reports, articles and trustee deed) are available free of charge with your local Invesco representative or on our website www.invescoeurope.com.

© 2019 Morningstar. All rights reserved. The information contained herein: (1) is proprietary to Morningstar and/or its content providers; (2) may not be copied or distributed; and (3) is not warranted to be accurate, complete or timely. Neither Morningstar nor its content providers are responsible for any damages or losses arising from any use of this information.

Additional information for Financial Intermediaries in the United States: This document is intended for distribution to US financial intermediaries for informational purposes and in relation to their activities with offshore clients only. The Funds are not registered under any US securities law, and may not be offered or sold directly or indirectly in the US, its territories or possessions, nor to any US persons, citizens or residents. The Fund must not be marketed on US soil. This does not constitute a recommendation of any investment strategy or product for a particular investor. Investors should consult a financial professional before making any investment decisions. Issued in the US by Invesco Distributors, Inc., 11 Greenway Plaza, Suite 1000, Houston, Texas 77046, USA. Invesco Distributors, Inc. is the appointed US sub-distributor of the Invesco Funds, SICAV. All entities are indirect, wholly owned subsidiaries of Invesco Ltd.

Invesco European Growth Equity Fund

A-Acc Shares

28 February 2019

Important Information

Additional information for Austria: Issued in Austria by Invesco Asset Management Österreich - Zweigniederlassung der Invesco Asset Management Deutschland GmbH, Rotenturmstrasse 16 - 18, 1010 Vienna as well as at Erste Bank der oesterreichischen Sparkassen AG, Graben 21, A-1010 Vienna acting as paying agent for funds registered for sale in Austria.

Additional information for Belgium: Issued in Belgium by Invesco Asset Management S.A. Belgian Branch (France), situé Avenue Louise 235, 1050 Bruxelles, Belgium, www.invesco.be.

Additional information for Finland: Issued in Finland by Invesco Asset Management S.A., 16-18 rue de Londres, 75009 Paris, France.

Additional information for France: Issued in France by Invesco Asset Management S.A., 16-18 rue de Londres, 75009 Paris, France.

Additional information for Germany: Issued in Germany by Invesco Asset Management Deutschland GmbH, An der Welle 5, 60322 Frankfurt am Main, Germany.

Additional information for Greece: Issued in Greece by Invesco Asset Management S.A., 16-18 rue de Londres, 75009 Paris, France.

Additional information for Italy: Issued in Italy by Invesco Asset Management S.A, Sede Secondaria, Via Bocchetto 6, 20123 Milan, Italy.

Additional information for Luxembourg: Issued in Luxembourg by Invesco Asset Management SA, 16-18 rue de Londres, 75009 Paris, France.

Additional information for Netherlands: Issued in Netherlands by Invesco Asset Management S.A. Dutch Branch, Vinoly Building, Claude Debussylaan 26, 1082 MD Amsterdam, The Netherlands, www.invesco.nl.

Additional information for Norway: Issued in Norway by Invesco Asset Management S.A., 16-18 rue de Londres, 75009 Paris, France.

Additional information for Spain: Issued in Spain by Invesco Asset Management S.A., Sucursal en España, C/ Goya 6 - 3º, 28001 Madrid, Spain.

Additional information for Sweden: Issued in Sweden by Invesco Asset Management SA (France) Swedish Filial, c/o Convendum, Jakobsbergsgatan 16, Box 16404, SE-111 43 Stockholm.

Additional information for Switzerland: Issued in Switzerland by Invesco Asset Management (Schweiz) AG, Talacker 34, CH-8001 Zurich, who acts as representative for the funds distributed in Switzerland. Paying agent for the funds distributed in Switzerland: BNP PARIBAS SECURITIES SERVICES, Paris, succursale de Zurich, Selnaustrasse 16, CH-8002 Zurich. The legal offering documents are available free of charge at our website and local language from the issuer of this document. The fund is domiciled in Luxembourg.