



# Invesco European Growth Equity Fund C-Acc Shares

31 January 2018

**This marketing document is exclusively for use by Qualified Investors in Switzerland and Professional Clients in Continental European countries as defined in the important information section. This document is not for consumer use, please do not redistribute. This document may also be used by financial intermediaries in the United States as defined in the important information section.**

## Summary of fund objective

The Funds investment objective is long-term capital growth. The Fund seeks to meet its objective by investing at least 70% of its total assets (after deducting ancillary liquid assets) in equity and equity related securities of European companies. For the full objectives and investment policy please consult the current prospectus.

## Key facts



**Jason Holzer**  
Austin  
Managed fund since  
June 2004



**Clas Olsson**  
Austin  
Managed fund since  
June 2004

## Co-Fund Managers

**Borge Endresen**  
Austin  
Managed fund since  
June 2004

**Richard Nield**  
Austin  
Managed fund since  
June 2004

**Matt Dennis**  
Austin  
Managed fund since  
June 2004

## Share class launch

30 June 2004

## Original fund launch

30 June 2004

## Legal status

Luxembourg SICAV with UCITS status

## Share class currency

EUR

## Share class type

Accumulation

## Fund size

EUR 31.67 mn

## Reference index

MSCI Europe Growth ND

## Bloomberg code

INVGEELX

## ISIN code

LU0194780507

## Settlement date

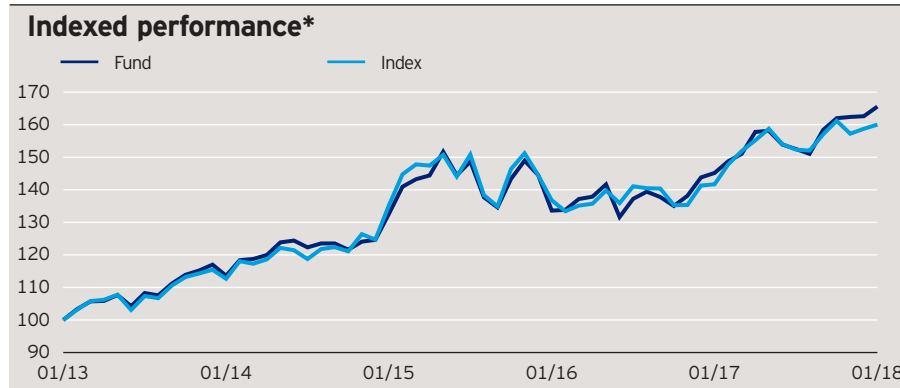
Trade Date + 3 Days

## Morningstar Rating™

★★★★★

## Quarterly fund commentary

Global equity markets again delivered positive returns in the fourth quarter, supported by firmer global economic growth, as well as stronger corporate fundamentals. We added several stocks to the portfolio, including a UK-based consumer hygiene and home care products producer, a French construction company, a French stationary manufacturer, an Italy-based investment banking advisor and a French mass media company. Deteriorating fundamentals and/or valuations led to the sale of a Swiss e healthcare company, a Sweden-based credit management company German-based television station. Despite the 2017 rebound in global equities, a number of risks remain. The current bull market is approaching its ninth year and though valuations on international equities appear attractive relative to the US, valuations on US equities appear high, having traded at higher levels only during the 1999 technology/media/telecommunications bubble (based on the long-term price to earnings ratio which uses 10-years average earnings). Geopolitical risk also persists due to the ongoing "Brexit" negotiations, select 2018 elections and a volatile situation in North Korea. Additionally, volatility could resurface when central banks begin to pull back from ultra-low interest rates and quantitative easing programs. Regardless of the macroeconomic environment, we remain focused on applying our well-established, long-term, bottom-up Earnings, Quality, Valuation (EQV) investment process that seeks to identify attractively valued, high-quality growth companies.



The performance period shown here starts on the last day of the first indicated month and ends on the last day of the last indicated month.

## Cumulative performance\*

in %	YTD	1 month	1 year	3 years	5 years
Fund	1.82	1.82	14.05	24.85	65.57
Index	0.81	0.81	12.95	18.33	60.03

## Calendar year performance\*

in %	2013	2014	2015	2016	2017
Fund	19.62	6.51	15.97	-0.49	13.08
Index	18.19	8.04	15.85	-2.19	12.34

## Standardised rolling 12 month performance\*\*

in %	31.12.12	31.12.13	31.12.14	31.12.15	31.12.16	31.12.17
Fund	19.62	6.51	15.97	-0.49	13.08	

The standardised past performance information is updated on a quarterly basis. Should you require up-to-date past performance information this is available on our website [www.invescoeurope.com](http://www.invescoeurope.com) or by contacting us.

Past performance is not a guide to future returns. The performance shown does not take account of the commissions and costs incurred on the issue and redemption of units.

\*Source: © 2018 Morningstar. Indexed performance: Performance of an investment of 100 in share class currency. Gross income re-invested to 31 January 2018 unless otherwise stated. The figures do not reflect the entry charge payable by individual investors. \*\*Gross income re-invested to 31 December 2017. All performance data on this factsheet is in the currency of the share class. Reference Index Source: Factset.

# Invesco European Growth Equity Fund

## C-Acc Shares

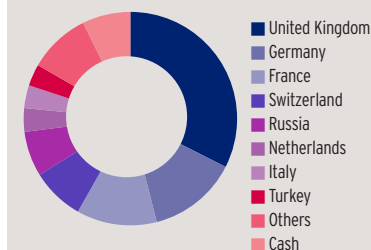
31 January 2018

### Holdings and active weights\*

(total holdings: 59)

Top 10 holdings	%	Top 10 positive	+	Top 10 negative	-
Sberbank of Russia	6.8	Sberbank of Russia	6.8	Nestle	3.5
DCC	4.1	DCC	3.9	Roche	3.5
Deutsche Boerse	3.6	Deutsche Boerse	3.1	Bayer	2.2
Schneider Electric	2.7	Haci Omer Sabanci	2.4	Novo Nordisk	2.1
Haci Omer Sabanci	2.4	Schneider Electric	2.2	Diageo	1.8
British American Tobacco	2.4	Allianz	2.1	LVMH Moet Hennessy Louis Vuitton	1.7
SAP	2.3	MorphoSys	1.9	AB InBev	1.7
Carlsberg	2.1	John Wood	1.9	ASML	1.6
Investor	2.1	Bolloré	1.8	Unilever	1.4
Allianz	2.1	Carlsberg	1.8	Glencore	1.4

### Geographical weightings of the fund in %\*

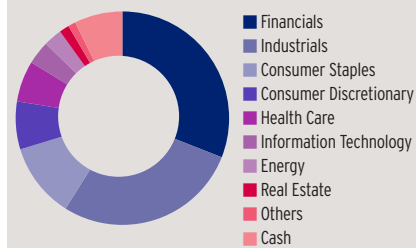


### Geographical weightings\*

in %	Fund	Index	in %	Fund	Index
United Kingdom	32.5	22.9	Financials	31.0	6.5
Germany	13.6	16.4	Industrials	28.0	19.5
France	12.2	16.8	Consumer Staples	11.4	22.5
Switzerland	8.0	16.2	Consumer Discretionary	7.2	13.0
Russia	6.8	0.0	Health Care	6.2	15.6
Netherlands	3.6	5.5	Information Technology	3.5	9.6
Italy	3.5	1.1	Energy	2.8	1.2
Turkey	3.3	0.0	Real Estate	1.5	0.3
Others	9.4	21.0	Others	1.1	11.7
Cash	7.3	0.0	Cash	7.3	0.0

### Sector weightings\*

### Sector weightings of the fund in %\*



### Financial characteristics\*

Average weighted market capitalisation	EUR 26.12 bn
Median market capitalisation	EUR 8.75 bn

### 3 year characteristics\*\*

Alpha	2.43
Beta	0.90
Correlation	0.90
Information ratio	0.32
Sharpe ratio	0.64
Tracking error in %	5.62
Volatility in %	12.40

For detailed information about the 3 year characteristics please see <http://www.invescoeuropa.com/CE/Glossary.pdf>.

### NAV and fees

#### Current NAV

EUR 30.20

#### 12 month price high

EUR 30.55 (24/01/2018)

#### 12 month price low

EUR 26.54 (01/02/2017)

#### Minimum investment <sup>1</sup>

EUR 800,000

#### Entry charge

Up to 5.00%

#### Annual management fee

1.0%

#### Ongoing charges

1.50% (31/08/2016)

---

# Invesco European Growth Equity Fund

## C-Acc Shares

31 January 2018

---

### Risk Warnings

The value of investments and any income will fluctuate (this may partly be the result of exchange rate fluctuations) and investors may not get back the full amount invested.

---

### Important Information

<sup>1</sup>The minimum investment amounts are: USD 1,000,000 / EUR 800,000 / GBP 600,000 / CHF 1,000,000 / SEK 7,000,000. Please contact us or refer to the most up to date Prospectus for details of minimum investment amounts in other currencies.

This marketing document is exclusively for use by Professional Clients and Financial Advisers in Continental Europe and Qualified Investors in Switzerland. This document is not for consumer use, please do not redistribute. For the purpose of the distribution of this document Continental Europe is defined as Austria, Switzerland, Germany, Spain, Finland, France, Italy, Luxembourg, Netherlands, Norway, Sweden. Data as at 31 January 2018, unless otherwise stated. This document is marketing material and is not intended as a recommendation to invest in any particular asset class, security or strategy. Regulatory requirements that require impartiality of investment/investment strategy recommendations are therefore not applicable nor are any prohibitions to trade before publication. The information provided is for illustrative purposes only, it should not be relied upon as recommendations to buy or sell securities. By accepting this document, you consent to communicate with us in English, unless you inform us otherwise.

Past performance is not a guide to future returns. Where individuals or the business have expressed opinions, they are based on current market conditions, they may differ from those of other investment professionals and are subject to change without notice and are not to be construed as investment advice. This marketing document is not an invitation to subscribe for shares in the fund and is by way of information only, it should not be considered financial advice. This does not constitute an offer or solicitation by anyone in any jurisdiction in which such an offer is not authorised or to any person to whom it is unlawful to make such an offer or solicitation. Persons interested in acquiring the fund should inform themselves as to (i) the legal requirements in the countries of their nationality, residence, ordinary residence or domicile; (ii) any foreign exchange controls and (iii) any relevant tax consequences. As with all investments, there are associated risks. This document is by way of information only. Asset management services are provided by Invesco in accordance with appropriate local legislation and regulations. The fund is available only in jurisdictions where its promotion and sale is permitted. Not all share classes of this fund may be available for public sale in all jurisdictions and not all share classes are the same nor do they necessarily suit every investor. Fee structure and minimum investment levels may vary dependent on share class chosen. Please check the most recent version of the fund prospectus in relation to the criteria for the individual share classes and contact your local Invesco office for full details of the fund registration status in your jurisdiction. Forecasts are not reliable indicators of future performance. The ongoing charges figure is based on annualised expenses for the period ending 31/08/2016. This figure may vary from year to year. It excludes portfolio transaction costs except in the case of an entry or exit charge paid by the Fund when buying or selling shares/units in another fund. For more information on our funds, please refer to the most up to date relevant fund and share class-specific Key Investor Information Documents, the latest Annual or Interim Reports and the latest Prospectus, and constituent documents. This information is available using the contact details of the issuer and is without charge. Further information on our products is available using the contact details shown. Subscriptions of shares are only accepted on the basis of the most up to date legal offering documents. The legal offering documents (fund & share class specific Key Investor Information Document, prospectus, annual and semi-annual reports, articles and trustee deed) are available free of charge with your local Invesco representative or on our website [www.invescoeurope.com](http://www.invescoeurope.com).

© 2018 Morningstar. All rights reserved. The information contained herein: (1) is proprietary to Morningstar and/or its content providers; (2) may not be copied or distributed; and (3) is not warranted to be accurate, complete or timely. Neither Morningstar nor its content providers are responsible for any damages or losses arising from any use of this information.

**Additional information for Financial Intermediaries in the United States:** This document is intended for distribution to US financial intermediaries for informational purposes and in relation to their activities with offshore clients only. The Funds are not registered under any US securities law, and may not be offered or sold directly or indirectly in the US, its territories or possessions, nor to any US persons, citizens or residents. The Fund must not be marketed on US soil. This does not constitute a recommendation of any investment strategy or product for a particular investor. Investors should consult a financial professional before making any investment decisions. Issued in the US by Invesco Distributors, Inc., 11 Greenway Plaza, Suite 1000, Houston, Texas 77046, USA. Invesco Distributors, Inc. is the appointed US sub-distributor of the Invesco Funds, SICAV or Invesco Fund Series 1-6. All entities are indirect, wholly owned subsidiaries of Invesco Ltd.

---

# Invesco European Growth Equity Fund

## C-Acc Shares

31 January 2018

---

### Important Information

**Additional information for Austria:** Issued in Austria by Invesco Asset Management Österreich - Zweigniederlassung der Invesco Asset Management Deutschland GmbH. The legal offering documents are available free of charge from the issuer of this document: Invesco Asset Management Österreich - Zweigniederlassung der Invesco Asset Management Deutschland GmbH, Rotenturmstrasse 16 - 18, 1010 Vienna as well as at Erste Bank der oesterreichischen Sparkassen AG, Graben 21, A-1010 Vienna acting as paying agent for funds registered for sale in Austria.

**Additional information for Finland:** Issued in Finland by Invesco Asset Management S.A., 16-18 rue de Londres, 75009 Paris, France.

**Additional information for France:** Issued in France by Invesco Asset Management S.A., 16-18 rue de Londres, 75009 Paris, France.

**Additional information for Germany:** Issued in Germany by Invesco Asset Management Deutschland GmbH. The legal offering documents are available free of charge from the issuer of this document: Invesco Asset Management Deutschland GmbH, An der Welle 5, D - 60322 Frankfurt am Main.

**Additional information for Italy:** Issued in Italy by Invesco Asset Management SA, Sede Secondaria, Via Bocchetto 6, 20123 Milan, Italy. The fund is registered in Italy for professional investors only and not for public distribution.

**Additional information for Luxembourg:** Issued in Luxembourg by Invesco Asset Management SA, 16-18 rue de Londres, 75009 Paris, France.

**Additional information for the Netherlands:** Issued in the Netherlands by Invesco Asset Management S.A. Dutch Branch, Vinoly Building, Claude Debussylaan 26, 1082 MD Amsterdam, The Netherlands, [www.invesco.nl](http://www.invesco.nl).

**Additional information for Norway:** Issued in Norway by Invesco Asset Management S.A., 16-18 rue de Londres, 75009 Paris, France.

**Additional information for Spain:** Issued in Spain by Invesco Asset Management S.A., Sucursal en España, C/ Goya 6 - 3º, 28001 Madrid, Spain.

**Additional information for Sweden:** Issued in Sweden by Invesco Asset Management S.A. Swedish Filial (France), Stureplan 4c, 4th floor, Stockholm 114 35, Sweden.

**Additional information for Switzerland:** Issued in Switzerland by Invesco Asset Management (Schweiz) AG, Talacker 34, CH-8001 Zurich, who acts as representative for the funds distributed in Switzerland. Paying agent for the funds distributed in Switzerland: BNP PARIBAS SECURITIES SERVICES, Paris, succursale de Zurich, Selnaustrasse 16, CH-8002 Zurich. The legal offering documents are available free of charge at our website and local language from the issuer of this document. The fund is domiciled in Luxembourg.