



# Invesco Euro Bond Fund

## A-SD Shares

31 December 2017

**This marketing document is exclusively for use by Qualified Investors in Switzerland, Professional Clients in Continental European countries as defined in the important information section and Professional Clients in Malta and Cyprus. This document is not for consumer use, please do not redistribute. This document may also be used by financial intermediaries in the United States as defined in the important information section.**

### Summary of fund objective

The Fund aims to provide long-term capital growth, together with income. The Fund seeks to achieve its objective by investing primarily in a diversified portfolio of debt securities denominated in Euro, issued worldwide by corporations, and governments, supranational bodies, local authorities and national public bodies. For the full objectives and investment policy please consult the current prospectus.

### Key facts



**Lyndon Man**  
London  
Managed fund since  
September 2013



**Luke Greenwood**  
London  
Managed fund since  
April 2016

#### Share class launch

01 August 2007

#### Original fund launch

01 April 1996

#### Legal status

Luxembourg SICAV with UCITS status

#### Share class currency

EUR

#### Share class type

Income

#### Fund size

EUR 775.95 mn

#### Reference index

Bloomberg Barclays Euro-Aggregate Index

#### Bloomberg code

INVPEBA LX

#### ISIN code

LU0307019926

#### Settlement date

Trade Date + 3 Days

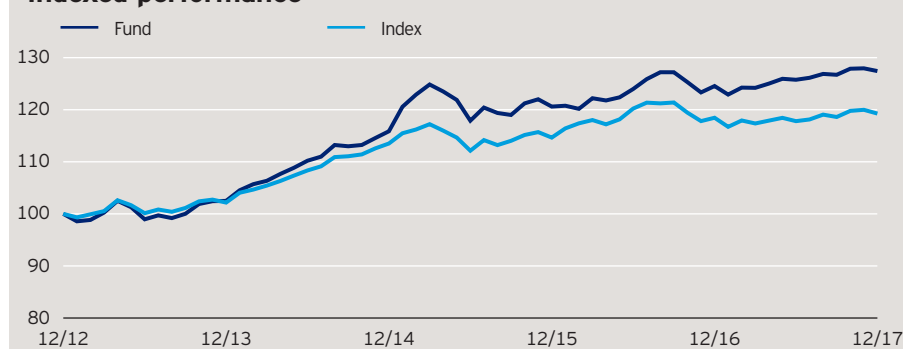
#### Morningstar Rating™

★★★★★

### Quarterly fund commentary

European government and corporate bonds delivered positive returns during the period, despite a late sell-off in bond markets leading bond yields higher. A number of political and central bank announcements during the quarter raised market uncertainty and the level of volatility in the market. The European Central Bank president Mario Draghi announced it will wind down its €2tn quantitative easing programme from January, halving the amount of asset purchases from €60bn to €30bn. Economic data continues to suggest a recovery in the euro area in both growth and inflation. However, inflation remains subdued with further pressure coming from the euro currency strength. The fund is primarily invested in a diversified portfolio of euro sovereign and investment grade corporate bonds. Within peripheral euro sovereign bonds we remained neutral overall but with a relative value preference for Portugal over Italy. In our corporate bond allocation, we continued to prefer BBB rated bonds and financials; and in particular subordinated debt over senior with a focus on bonds issued from core European countries. Currency opportunities remain limited in our opinion.

### Indexed performance\*



The performance period shown here starts on the last day of the first indicated month and ends on the last day of the last indicated month.

### Cumulative performance\*

in %	YTD	1 month	1 year	3 years	5 years
Fund	2.31	-0.41	2.31	9.98	27.42
Index	0.68	-0.60	0.68	5.07	19.26

### Calendar year performance\*

in %	2013	2014	2015	2016	2017
Fund	2.49	13.05	4.09	3.27	2.31
Index	2.17	11.10	1.00	3.32	0.68

### Standardised rolling 12 month performance\*\*

in %	31.12.12	31.12.13	31.12.14	31.12.15	31.12.16	31.12.17
Fund	2.49	13.05	4.09	3.27	2.31	

The standardised past performance information is updated on a quarterly basis. Should you require up-to-date past performance information this is available on our website [www.invescoeuropa.com](http://www.invescoeuropa.com) or by contacting us.

Past performance is not a guide to future returns. The performance shown does not take account of the commissions and costs incurred on the issue and redemption of units.

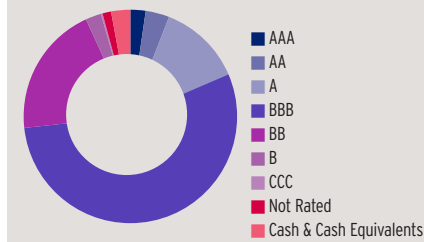
\*Source: © 2017 Morningstar. Indexed performance: Performance of an investment of 100 in share class currency. Gross income re-invested to 31 December 2017 unless otherwise stated. The figures do not reflect the entry charge payable by individual investors. \*\*Gross income re-invested to 31 December 2017. All performance data on this factsheet is in the currency of the share class. Reference Index Source: Factset.

# Invesco Euro Bond Fund

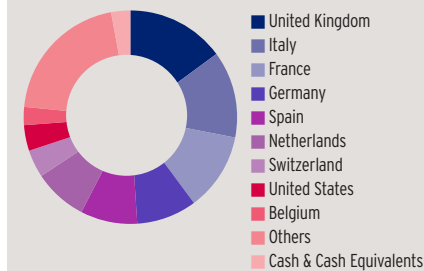
## A-SD Shares

31 December 2017

### Credit ratings of the fund in %\*



### Geographical weightings of the fund in %\*



### NAV and fees

**Current NAV**  
EUR 6.32

**12 month price high**  
EUR 6.37 (08/11/2017)

**12 month price low**  
EUR 6.14 (14/03/2017)

**Minimum investment** <sup>1</sup>  
EUR 1,000

**Entry charge**  
Up to 5.00%

**Annual management fee**  
0.75%

**Ongoing charges**  
1.02% (28/02/2017)

### Credit ratings\*

(average rating: BBB)

	in %
AAA	2.3
AA	3.6
A	12.7
BBB	54.7
BB	19.9
B	2.4
CCC	0.3
Not Rated	1.3
Cash & Cash Equivalents	2.9

### Duration distribution\*

(average duration: 6.0)  
in %

0-1 year	14.4
1-3 years	21.9
3-5 years	29.6
5-10 years	23.5
10-20 years	10.6
20+ years	0.0

### Sector weightings\*

	in %
<b>Government Bonds</b>	25.1
<b>Government Related</b>	5.9
<b>Corporate Bonds</b>	65.6
Financial	32.5
Industrial	27.2
Utility	5.9
<b>Securitised</b>	0.2
<b>Collective Investment Scheme</b>	1.3
<b>Other Derivatives</b>	-1.1
<b>Cash &amp; Cash Equivalents</b>	2.9

### Yield %\*

Gross Current Yield	3.43
Gross Redemption Yield	2.73

### Geographical weightings\*

	in %
United Kingdom	14.9
Italy	13.1
France	11.8
Germany	9.1
Spain	8.6
Netherlands	8.1
Switzerland	4.2
United States	3.9
Belgium	2.7
Others	20.5
Cash & Cash Equivalents	2.9

### Maturity distribution\*

	in %
0-1 year	14.1
1-3 years	19.4
3-5 years	26.9
5-10 years	25.9
10-20 years	7.9
20+ years	5.9

### Currency exposure\*

	in %
EUR	100.6
GBP	0.7
JPY	0.4
NOK	0.4
USD	0.1
SEK	0.1
AUD	-0.2
PLN	-0.6
CHF	-1.4

### 3 year characteristics\*\*

Alpha	1.81
Beta	0.98
Correlation	0.85
Information ratio	0.71
Sharpe ratio	0.73
Tracking error in %	2.48
Volatility in %	4.68

For detailed information about the 3 year characteristics please see  
<http://www.invescoeurope.com/CE/Glossary.pdf>.

# Invesco Euro Bond Fund

## A-SD Shares

31 December 2017

### Risk Warnings

The value of investments and any income will fluctuate (this may partly be the result of exchange rate fluctuations) and investors may not get back the full amount invested. Debt instruments are exposed to credit risk which is the ability of the borrower to repay the interest and capital on the redemption date. Changes in interest rates will result in fluctuations in the value of the fund. The fund will invest in derivatives (complex instruments) which will result in the fund being leveraged and may result in large fluctuations in the value of the fund. The fund may hold a large amount of Asset Backed Securities (ABS) (complex instruments) as well as lower quality debt securities which may impact the liquidity of the fund under certain circumstances. The fund may invest in distressed securities which carry a significant risk of capital loss. The fund may invest in contingent convertible bonds which may result in significant risk of capital loss based on certain trigger events. The fund may hold a large amount of debt instruments which are of lower credit quality and may result in large fluctuations in the value of the fund.

### Important Information

<sup>1</sup>The minimum investment amounts are: USD 1,500 / EUR 1,000 / GBP 1,000 / CHF 1,500 / SEK 10,000. Please contact us or refer to the most up to date Prospectus for details of minimum investment amounts in other currencies.

This marketing document is exclusively for use by Professional Clients in Continental Europe, Malta and Cyprus and Qualified Investors in Switzerland. This document is not for consumer use, please do not redistribute. For the purpose of the distribution of this document Continental Europe is defined as Austria, Belgium, Switzerland, Germany, Spain, Finland, France, Greece, Italy, Liechtenstein, Luxembourg, Netherlands, Norway, Sweden. Data as at 31 December 2017, unless otherwise stated. This document is marketing material and is not intended as a recommendation to invest in any particular asset class, security or strategy. Regulatory requirements that require impartiality of investment/investment strategy recommendations are therefore not applicable nor are any prohibitions to trade before publication. The information provided is for illustrative purposes only, it should not be relied upon as recommendations to buy or sell securities. By accepting this document, you consent to communicate with us in English, unless you inform us otherwise.

Previous Benchmark: Barclays Pan-European Aggregate Index up to 6 August 2015. The performance data shown relates to a past period. Past performance is not a guide to future returns. Where individuals or the business have expressed opinions, they are based on current market conditions, they may differ from those of other investment professionals and are subject to change without notice and are not to be construed as investment advice. This marketing document is not an invitation to subscribe for shares in the fund and is by way of information only, it should not be considered financial advice. This does not constitute an offer or solicitation by anyone in any jurisdiction in which such an offer is not authorised or to any person to whom it is unlawful to make such an offer or solicitation. Persons interested in acquiring the fund should inform themselves as to (i) the legal requirements in the countries of their nationality, residence, ordinary residence or domicile; (ii) any foreign exchange controls and (iii) any relevant tax consequences. As with all investments, there are associated risks. This document is by way of information only. Asset management services are provided by Invesco in accordance with appropriate local legislation and regulations. The fund is available only in jurisdictions where its promotion and sale is permitted. Not all share classes of this fund may be available for public sale in all jurisdictions and not all share classes are the same nor do they necessarily suit every investor. Fee structure and minimum investment levels may vary dependent on share class chosen. Please check the most recent version of the fund prospectus in relation to the criteria for the individual share classes and contact your local Invesco office for full details of the fund registration status in your jurisdiction. Any scheme provided by the Cyprus regulatory system, for the protection of retail clients, does not apply to offshore investments. Compensation under any such scheme will not be available. The Invesco Euro Bond Fund is subject to the provisions of the European Directive 2009/65/EC. Forecasts are not reliable indicators of future performance. The ongoing charges figure is based on annualised expenses for the period ending 28/02/2017. This figure may vary from year to year. It excludes portfolio transaction costs except in the case of an entry or exit charge paid by the Fund when buying or selling shares/units in another fund. For more information on our funds, please refer to the most up to date relevant fund and share class-specific Key Investor Information Documents, the latest Annual or Interim Reports and the latest Prospectus, and constituent documents. This information is available using the contact details of the issuer and is without charge. Further information on our products is available using the contact details shown. The yields shown are expressed as a % per annum of the current NAV of the fund. They are an estimate for the next 12 months, assuming that the fund's portfolio remains unchanged and there are no defaults or deferrals of coupon payments or capital repayments. Cash income is estimated coupons from bonds. The gross current yield is an indication of the expected cash income over the next 12 months. The estimated gross redemption yield is a longer-term picture indicating expected annual total return. This means that in addition to expected cash income, it includes the amortised annual value of unrealised capital gains or losses of bond holdings currently held by the fund, calculated with reference to their current market price and expected redemption value made upon maturity of the bonds. Neither of the yields is guaranteed. Nor do they reflect the fund charges or the entry charge of the fund. Investors may be subject to tax on distributions. The yield is not guaranteed and may go down as well as up. Subscriptions of shares are only accepted on the basis of the most up to date legal offering documents. The legal offering documents (fund & share class specific Key Investor Information Document, prospectus, annual and semi-annual reports, articles and trustee deed) are available free of charge with your local Invesco representative or on our website [www.invescoeurope.com](http://www.invescoeurope.com).

© 2017 Morningstar. All rights reserved. The information contained herein: (1) is proprietary to Morningstar and/or its content providers; (2) may not be copied or distributed; and (3) is not warranted to be accurate, complete or timely. Neither Morningstar nor its content providers are responsible for any damages or losses arising from any use of this information.

**Additional information for Financial Intermediaries in the United States:** This document is intended for distribution to US financial intermediaries for informational purposes and in relation to their activities with offshore clients only. The Funds are not registered under any US securities law, and may not be offered or sold directly or indirectly in the US, its territories or possessions, nor to any US persons, citizens or residents. The Fund must not be marketed on US soil. This does not constitute a recommendation of any investment strategy or product for a particular investor. Investors should consult a financial professional before making any investment decisions. Issued in the US by Invesco Distributors, Inc., 11 Greenway Plaza, Suite 1000, Houston, Texas 77046, USA. Invesco Distributors, Inc. is the appointed US sub-distributor of the Invesco Funds, SICAV or Invesco Fund Series 1-6. All entities are indirect, wholly owned subsidiaries of Invesco Ltd.

---

# Invesco Euro Bond Fund

## A-SD Shares

31 December 2017

---

### Important Information

**Additional information for Austria:** Issued in Austria by Invesco Asset Management Österreich - Zweigniederlassung der Invesco Asset Management Deutschland GmbH. The legal offering documents are available free of charge from the issuer of this document: Invesco Asset Management Österreich - Zweigniederlassung der Invesco Asset Management Deutschland GmbH, Rotenturmstrasse 16 - 18, 1010 Vienna as well as at Erste Bank der oesterreichischen Sparkassen AG, Graben 21, A-1010 Vienna acting as paying agent for funds registered for sale in Austria.

**Additional information for Belgium:** Issued in Belgium by Invesco Asset Management S.A. Belgian Branch (France), situé Avenue Louise 235, 1050 Bruxelles, Belgium, [www.invesco.be](http://www.invesco.be).

**Additional information for Cyprus:** Issued in Cyprus by Invesco Global Asset Management DAC, Central Quay, Riverside IV, Sir John Rogerson's Quay, Dublin 2, Ireland. Regulated in Ireland by the Central Bank of Ireland.

**Additional information for Finland:** Issued in Finland by Invesco Asset Management S.A., 16-18 rue de Londres, 75009 Paris, France.

**Additional information for France:** Issued in France by Invesco Asset Management S.A., 16-18 rue de Londres, 75009 Paris, France.

**Additional information for Germany:** Issued in Germany by Invesco Asset Management Deutschland GmbH. The legal offering documents are available free of charge from the issuer of this document: Invesco Asset Management Deutschland GmbH, An der Welle 5, D - 60322 Frankfurt am Main.

**Additional information for Greece:** Issued in Greece by Invesco Asset Management S.A., 16-18 rue de Londres, 75009 Paris, France.

**Additional information for Italy:** Issued in Italy by Invesco Asset Management SA, Sede Secondaria, Via Bocchetto 6, 20123 Milan, Italy. The fund is registered in Italy for professional investors only and not for public distribution.

**Additional information for Liechtenstein:** Issued in Liechtenstein by Invesco Asset Management (Schweiz) AG, Talacker 34, 8001 Zurich, Switzerland. Paying agent in Liechtenstein is LGT Bank AG, Herrengasse 12, 9490 Vaduz. The KIID and Prospectus are available in German as well as English language on [www.fundinfo.com](http://www.fundinfo.com).

**Additional information for Luxembourg:** Issued in Luxembourg by Invesco Asset Management SA, 16-18 rue de Londres, 75009 Paris, France.

**Additional information for Malta:** Issued in Malta by Invesco Global Asset Management DAC, Central Quay, Riverside IV, Sir John Rogerson's Quay, Dublin 2, Ireland. Regulated in Ireland by the Central Bank of Ireland. Investments should be based on the full details of the Prospectuses. For Malta the Prospectuses, the fund and share class-specific Key Investor Information Documents and further information are available from Invesco Global Asset Management DAC.

**Additional information for the Netherlands:** Issued in the Netherlands by Invesco Asset Management S.A. Dutch Branch, Vinoly Building, Claude Debussylaan 26, 1082 MD Amsterdam, The Netherlands, [www.invesco.nl](http://www.invesco.nl).

**Additional information for Norway:** Issued in Norway by Invesco Asset Management S.A., 16-18 rue de Londres, 75009 Paris, France.

**Additional information for Spain:** Issued in Spain by Invesco Asset Management S.A., Sucursal en España, C/ Goya 6 - 3º, 28001 Madrid, Spain.

**Additional information for Sweden:** Issued in Sweden by Invesco Asset Management S.A. Swedish Filial (France), Stureplan 4c, 4th floor, Stockholm 114 35, Sweden.

**Additional information for Switzerland:** Issued in Switzerland by Invesco Asset Management (Schweiz) AG, Talacker 34, CH-8001 Zurich, who acts as representative for the funds distributed in Switzerland. Paying agent for the funds distributed in Switzerland: BNP PARIBAS SECURITIES SERVICES, Paris, succursale de Zurich, Selnaustrasse 16, CH-8002 Zurich. The legal offering documents are available free of charge at our website and local language from the issuer of this document. The fund is domiciled in Luxembourg.