

Invesco Euro Bond Fund

E-Acc Shares

31 January 2019

This marketing document is exclusively for use by Qualified Investors in Switzerland and Professional Clients in Continental European countries as defined in the important information section. This document is not for consumer use, please do not redistribute.

Summary of fund objective

The Fund aims to provide long-term capital growth, together with income. The Fund seeks to achieve its objective by investing primarily in a diversified portfolio of debt securities denominated in Euro, issued worldwide by corporations, and governments, supranational bodies, local authorities and national public bodies. For the full objectives and investment policy please consult the current prospectus.

Key facts



Lyndon Man
London
Managed fund since
September 2013



Luke Greenwood
London
Managed fund since
April 2016

Share class launch

14 August 2000

Original fund launch

01 April 1996

Legal status

Luxembourg SICAV with UCITS status

Share class currency

EUR

Share class type

Accumulation

Fund size

EUR 667.81 mn

Reference index

Bloomberg Barclays Euro-Aggregate Index

Bloomberg code

INVPEBE LX

ISIN code

LU0115144304

Settlement date

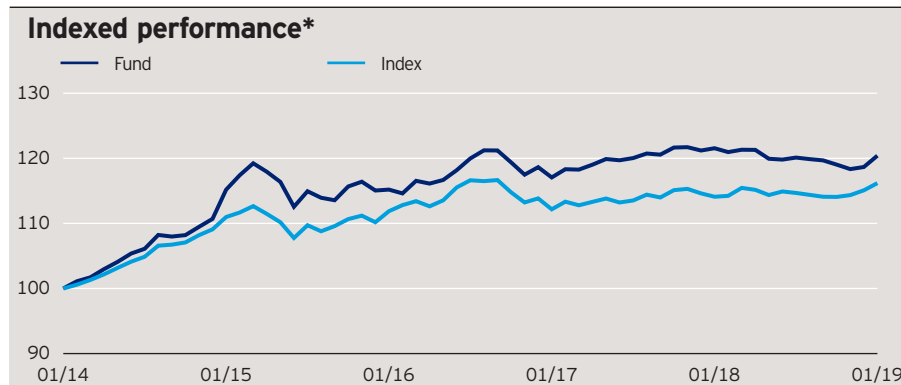
Trade Date + 3 Days

Morningstar Rating™

★★★★★

Quarterly fund commentary

The fourth quarter saw further spells of financial market volatility led by continued trade tensions between the US and China, fears of recession, and Brexit concerns. The increased levels of volatility in the market raised demand for the perceived safety of core government bond markets. The European Central Bank (ECB) reiterated its positive outlook for the Eurozone. However, Mario Draghi, president of the ECB stated that slower growth lies ahead for the eurozone, reflecting persistently weak data for the region in recent months. The ECB also announced the end of its €2.3tn quantitative easing (QE) programme, and that the ECB's policy interest rates would remain at their current levels until at least the summer of 2019. Against this macro-economic backdrop, European government bonds outperformed European corporate bonds during the period. In corporate bonds, European investment grade bonds outperformed European high yield. Performance was negative across all European corporate bonds sectors. The fund is primarily invested in a diversified portfolio of euro sovereign and investment grade corporate bonds. Within peripheral euro sovereign bonds (non-core) we remained in line with the reference benchmark over the quarter. In our corporate bond allocation, we continued to prefer BBB rated bonds and financials with a focus on bonds issued by countries from well capitalised non-peripheral European countries. Currency opportunities remain limited in our opinion.



The performance period shown here starts on the last day of the first indicated month and ends on the last day of the last indicated month.

Cumulative performance*

in %	YTD	1 month	1 year	3 years	5 years
Fund	1.47	1.47	-0.94	4.53	20.40
Index	0.96	0.96	1.83	3.85	16.18

Calendar year performance*

in %	2014	2015	2016	2017	2018
Fund	12.88	3.94	3.12	2.16	-2.09
Index	11.10	1.00	3.32	0.68	0.41

Standardised rolling 12 month performance*

in %	31.01.14 31.01.15	31.01.15 31.01.16	31.01.16 31.01.17	31.01.17 31.01.18	31.01.18 31.01.19
Fund	15.18	0.01	1.62	3.83	-0.94
Index	10.98	0.81	0.26	1.72	1.83

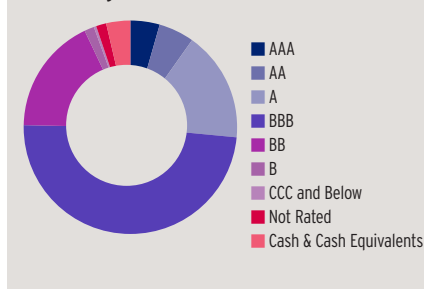
Past performance is not a guide to future returns. The performance shown does not take account of the commissions and costs incurred on the issue and redemption of units.

Invesco Euro Bond Fund

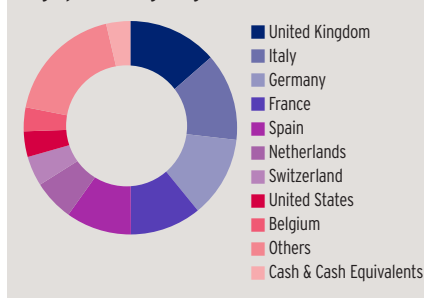
E-Acc Shares

31 January 2019

Credit ratings of the fund in %*



Geographical weightings of the fund in %*



NAV and fees

Current NAV
EUR 7.28

12 month price high
EUR 7.37 (18/04/2018)

12 month price low
EUR 7.13 (21/11/2018)

Minimum investment¹
EUR 500

Entry charge
Up to 3.00%

Annual management fee
0.9%

Ongoing charges²
1.18%

Credit ratings*

(average rating: BBB)

	in %
AAA	4.4
AA	5.4
A	16.7
BBB	48.8
BB	17.7
B	1.5
CCC and Below	0.4
Not Rated	1.5
Cash & Cash Equivalents	3.7

Duration distribution*

(average duration: 6.1)

	in %
0-1 year	12.1
1-3 years	28.5
3-5 years	18.5
5-10 years	25.9
10-20 years	11.8
20+ years	3.3

Sector weightings*

	in %
Government Bonds	29.2
Government Related	6.0
Corporate Bonds	59.5
Financial	31.4
Industrial	24.1
Utility	4.0
Securitised	0.9
Collective Investment Scheme	1.5
Other Derivatives	-0.7
Cash & Cash Equivalents	3.7

Yield %*

Gross Current Yield	3.27
Gross Redemption Yield	3.02

Geographical weightings*

	in %
United Kingdom	13.6
Italy	13.3
Germany	12.3
France	10.8
Spain	10.0
Netherlands	6.2
Switzerland	4.5
United States	3.9
Belgium	3.6
Others	18.3
Cash & Cash Equivalents	3.7

Maturity distribution*

	in %
0-1 year	11.2
1-3 years	24.6
3-5 years	18.0
5-10 years	28.7
10-20 years	7.9
20+ years	9.5

Currency exposure*

	in %
EUR	100.8
CAD	0.3
GBP	0.2
JPY	0.1
DKK	0.1
AUD	-0.2
USD	-1.1

3 year characteristics**

Alpha	0.87
Beta	0.73
Correlation	0.71
Information ratio	0.29
Sharpe ratio	0.63
Tracking error in %	2.15
Volatility in %	2.85

For detailed information about the 3 year characteristics please see <http://assets.invescohub.com/invesco-eu/glossary.pdf>.

Invesco Euro Bond Fund

E-Acc Shares

31 January 2019

Risk Warnings

The value of investments and any income will fluctuate (this may partly be the result of exchange rate fluctuations) and investors may not get back the full amount invested. Debt instruments are exposed to credit risk which is the ability of the borrower to repay the interest and capital on the redemption date. Changes in interest rates will result in fluctuations in the value of the fund. The fund uses derivatives (complex instruments) for investment purposes, which may result in the fund being significantly leveraged and may result in large fluctuations in the value of the fund. The fund may hold a large amount of Asset Backed Securities (ABS) (complex instruments) as well as other lower quality debt securities which may impact the liquidity of the fund under certain circumstances. The fund may invest in distressed securities which carry a significant risk of capital loss. The fund may invest in contingent convertible bonds which may result in significant risk of capital loss based on certain trigger events. Investments in debt instruments which are of lower credit quality may result in large fluctuations in the value of the fund.

Important Information

¹The minimum investment amounts are: EUR 500 / USD 650 / GBP 400 / CHF 650 / SEK 4,500. Please contact us or refer to the most up to date Prospectus for details of minimum investment amounts in other currencies.

²The ongoing charges figure is based on annualised expenses for the period ending August 2017. This figure may vary from year to year. It excludes portfolio transaction costs except in the case of an entry or exit charge paid by the Fund when buying or selling shares/units in another fund.

This marketing document is exclusively for use by Professional Clients and Financial Advisers in Continental Europe and Qualified Investors in Switzerland. This document is not for consumer use, please do not redistribute. For the purpose of the distribution of this document Continental Europe is defined as Switzerland, Cyprus, Spain, Finland, France, Greece, Italy, Luxembourg, Netherlands, Norway, Portugal, Sweden. Data as at 31 January 2019, unless otherwise stated. This document is marketing material and is not intended as a recommendation to invest in any particular asset class, security or strategy. Regulatory requirements that require impartiality of investment/investment strategy recommendations are therefore not applicable nor are any prohibitions to trade before publication. The information provided is for illustrative purposes only, it should not be relied upon as recommendations to buy or sell securities. By accepting this document, you consent to communicate with us in English, unless you inform us otherwise.

Previous Benchmark: Barclays Pan-European Aggregate Index up to 6 August 2015. Past performance is not a guide to future returns. Where individuals or the business have expressed opinions, they are based on current market conditions, they may differ from those of other investment professionals and are subject to change without notice and are not to be construed as investment advice. This marketing document is not an invitation to subscribe for shares in the fund and is by way of information only, it should not be considered financial advice. This does not constitute an offer or solicitation by anyone in any jurisdiction in which such an offer is not authorised or to any person to whom it is unlawful to make such an offer or solicitation. Persons interested in acquiring the fund should inform themselves as to (i) the legal requirements in the countries of their nationality, residence, ordinary residence or domicile; (ii) any foreign exchange controls and (iii) any relevant tax consequences. As with all investments, there are associated risks. This document is by way of information only. Asset management services are provided by Invesco in accordance with appropriate local legislation and regulations. The fund is available only in jurisdictions where its promotion and sale is permitted. Not all share classes of this fund may be available for public sale in all jurisdictions and not all share classes are the same nor do they necessarily suit every investor. Fee structure and minimum investment levels may vary dependent on share class chosen. Please check the most recent version of the fund prospectus in relation to the criteria for the individual share classes and contact your local Invesco office for full details of the fund registration status in your jurisdiction. Forecasts are not reliable indicators of future performance. For more information on our funds, please refer to the most up to date relevant fund and share class-specific Key Investor Information Documents, the latest Annual or Interim Reports and the latest Prospectus, and constituent documents. This information is available using the contact details of the issuer and is without charge. Further information on our products is available using the contact details shown. The yields shown are expressed as a % per annum of the current NAV of the fund. They are an estimate for the next 12 months, assuming that the fund's portfolio remains unchanged and there are no defaults or deferrals of coupon payments or capital repayments. Cash income is estimated coupons from bonds. The gross current yield is an indication of the expected cash income over the next 12 months. The estimated gross redemption yield is a longer-term picture indicating expected annual total return. This means that in addition to expected cash income, it includes the amortised annual value of unrealised capital gains or losses of bond holdings currently held by the fund, calculated with reference to their current market price and expected redemption value made upon maturity of the bonds. Neither of the yields is guaranteed. Nor do they reflect the fund charges or the entry charge of the fund. Investors may be subject to tax on distributions. Subscriptions of shares are only accepted on the basis of the most up to date legal offering documents. The legal offering documents (fund & share class specific Key Investor Information Document, prospectus, annual and semi-annual reports, articles and trustee deed) are available free of charge with your local Invesco representative or on our website www.invescoeurope.com.

© 2019 Morningstar. All rights reserved. The information contained herein: (1) is proprietary to Morningstar and/or its content providers; (2) may not be copied or distributed; and (3) is not warranted to be accurate, complete or timely. Neither Morningstar nor its content providers are responsible for any damages or losses arising from any use of this information.

Invesco Euro Bond Fund

E-Acc Shares

31 January 2019

Important Information

Additional information for Cyprus: Issued in Cyprus by Invesco Asset Management S.A. 18, rue de Londres, F-75009 Paris. Authorised and regulated by the Autorité des marchés financiers in France.

Additional information for Finland: Issued in Finland by Invesco Asset Management S.A., 16-18 rue de Londres, 75009 Paris, France.

Additional information for France: Issued in France by Invesco Asset Management S.A., 16-18 rue de Londres, 75009 Paris, France.

Additional information for Greece: Issued in Greece by Invesco Asset Management S.A., 16-18 rue de Londres, 75009 Paris, France.

Additional information for Italy: Issued in Italy by Invesco Asset Management S.A, Sede Secondaria, Via Bocchetto 6, 20123 Milan, Italy.

Additional information for Luxembourg: Issued in Luxembourg by Invesco Asset Management SA, 16-18 rue de Londres, 75009 Paris, France.

Additional information for Netherlands: Issued in Netherlands by Invesco Asset Management S.A. Dutch Branch, Vinoly Building, Claude Debussylaan 26, 1082 MD Amsterdam, The Netherlands, www.invesco.nl.

Additional information for Norway: Issued in Norway by Invesco Asset Management S.A., 16-18 rue de Londres, 75009 Paris, France.

Additional information for Portugal: Issued in Portugal by Invesco Asset Management S.A., 16-18 rue de Londres, 75009 Paris, France.

Additional information for Spain: Issued in Spain by Invesco Asset Management S.A., Sucursal en España, C/ Goya 6 - 3º, 28001 Madrid, Spain.

Additional information for Sweden: Issued in Sweden by Invesco Asset Management S.A., Swedish Filial, Convendum, Jakobsbergsgatan 16, 111 43 Stockholm, Sweden.

Additional information for Switzerland: Issued in Switzerland by Invesco Asset Management (Schweiz) AG, Talacker 34, CH-8001 Zurich, who acts as representative for the funds distributed in Switzerland. Paying agent for the funds distributed in Switzerland: BNP PARIBAS SECURITIES SERVICES, Paris, succursale de Zurich, Selnaustrasse 16, CH-8002 Zurich. The legal offering documents are available free of charge at our website and local language from the issuer of this document. The fund is domiciled in Luxembourg.