

Invesco Energy Fund

C-Acc Shares

31 December 2015

This marketing document is exclusively for use by Qualified Investors in Switzerland and Professional Clients in Continental European countries where this specific fund's share class is registered for sale. This document is not for consumer use, please do not redistribute.

Summary of fund objective

The Fund aims to provide long-term capital growth by investing at least 70% of its total assets (without taking into account ancillary liquid assets) in an international portfolio of energy stocks, which include major oil companies, energy services, natural gas infrastructure companies and oil and gas exploration and production companies, as well as companies developing alternative energy sources. For the full objectives and investment policy please consult the current prospectus.

Key facts



Norman MacDonald
Toronto
Managed fund since
July 2014

Share class launch

01 February 2001

Original fund launch ¹

01 February 2001

Legal status

Luxembourg SICAV with UCITS status

Share class currency

USD

Share class type

Accumulation

Fund size

USD 134.22 mn

Reference index

MSCI World Energy ND

Bloomberg code

INVENFC LX

ISIN code

LU0123358144

Settlement date

Trade Date + 3 Days

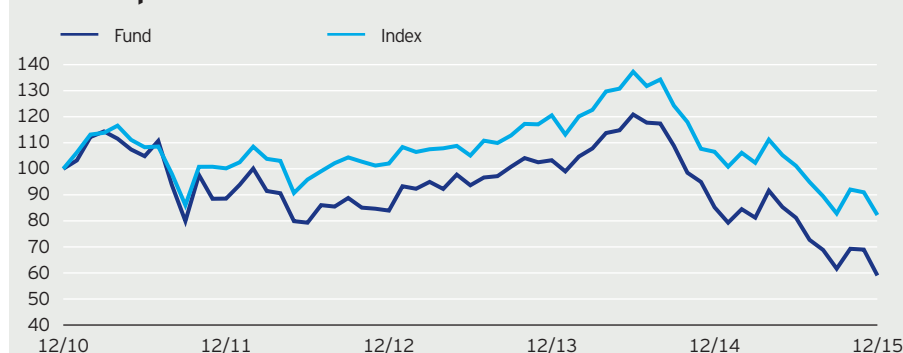
Morningstar RatingTM

★ ★

Quarterly fund commentary

Global monetary policies began to diverge during the fourth quarter as the US Federal Reserve followed through on its commitment to normalise monetary policy by raising interest rates, the European Central Bank extended its asset purchase programme, and Japan introduced additional quantitative easing. Falling oil prices led to mixed performance across sectors. The fund underperformed its benchmark, the MSCI World Energy Index, during the quarter. Key relative detractors included security selection and overweight exposure in oil & gas exploration & production, as well as security selection and underweight exposures in the integrated oil & gas industry and the oil & gas refining & marketing industry. A lack of exposure in oil & gas storage & transportation and coal contributed to relative performance. Additionally, security selection in oil & gas drilling and oil & gas equipment & services also added to relative returns. We believe the decline in corporate capital expenditures will equate to eventual production benefits. However, it may take some time before we see a stabilisation or decline in production growth. We continue to enhance the portfolio by holding stocks that we believe are well positioned for a market recovery.

Indexed performance*



Cumulative performance*

in %	YTD	1 month	1 year	3 years	5 years
Fund	-30.73	-14.40	-30.73	-29.68	-40.96
Index	-22.80	-9.58	-22.80	-19.39	-17.75

Calendar year performance*

in %	2011	2012	2013	2014	2015
Fund	-11.44	-5.20	23.05	-17.50	-30.73
Index	0.17	1.87	18.12	-11.60	-22.80

Standardised rolling 12 month performance**

in %	31.12.10	31.12.11	31.12.12	31.12.13	31.12.14
	31.12.11	31.12.12	31.12.13	31.12.14	31.12.15
Fund	-11.44	-5.20	23.05	-17.50	-30.73

The standardised past performance information is updated on a quarterly basis. Should you require up-to-date past performance information this is available on our website www.invescoeuropa.com or by contacting us.

Past performance is not a guide to future returns. The performance shown does not take account of the commissions and costs incurred on the issue and redemption of units.

* (Source: © 2015 Morningstar) Mid to mid, gross income re-invested to 31 December 2015 unless otherwise stated. The figures do not reflect the entry charge payable by individual investors. **Mid to mid, gross income re-invested to 31 December 2015. All performance data on this factsheet is in the currency of the share class. Reference Index Source: Factset.

Invesco Energy Fund

C-Acc Shares

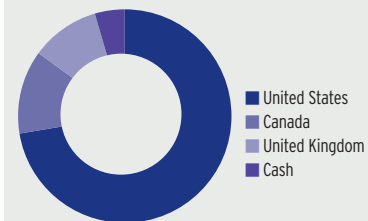
31 December 2015

Holdings and active weights*

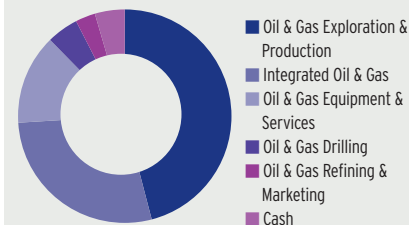
(total holdings: 33)

Top 10 holdings	%	Top 10 positive	+	Top 10 negative	-
Occidental Petroleum	5.8	Royal Dutch ADR 'A'	4.7	Exxon Mobil	13.3
Apache	5.1	Apache	4.3	Total	5.0
Royal Dutch ADR 'A'	4.7	BP ADR	3.8	BP	4.9
Schlumberger	4.3	Occidental Petroleum	3.2	Chevron	4.7
Canadian Natural Resources	4.2	Core Laboratories	3.1	Royal Dutch Shell 'A'	4.5
Suncor Energy	4.1	Noble Energy	3.0	ConocoPhillips	2.9
Chevron	3.9	Canadian Natural Resources	3.0	Royal Dutch Shell 'B'	2.8
BP ADR	3.8	Devon Energy	3.0	BG	2.5
Noble Energy	3.7	Concho Resources	2.9	Eni	1.9
Devon Energy	3.6	Weatherford International	2.7	Valero Energy	1.8

Geographical weightings of the fund in %*



Sector weightings of the fund in %*



Geographical weightings*

in %	Fund	Index
United States	72.4	61.9
Canada	12.7	9.9
United Kingdom	10.4	15.0
Spain	0.0	0.6
Finland	0.0	0.2
France	0.0	5.2
Austria	0.0	0.2
Australia	0.0	2.0
Others	0.0	4.9
Cash	4.5	0.0

Sector weightings*

in %	Fund	Index
Oil & Gas Exploration & Production	45.9	18.1
Integrated Oil & Gas	28.1	54.6
Oil & Gas Equipment & Services	13.7	10.3
Oil & Gas Drilling	4.8	0.7
Oil & Gas Refining & Marketing	3.0	8.1
Oil & Gas Storage & Transportation	0.0	8.0
Coal & Consumable Fuels	0.0	0.2
Cash	4.5	0.0

Financial characteristics*

Average weighted market capitalisation	USD 47.13 bn
Median market capitalisation	USD 11.99 bn

3 year characteristics**

Alpha	-2.66
Beta	1.15
Correlation	0.91
Information ratio	-0.44
Sharpe ratio	-0.48
Tracking error in %	10.09
Volatility in %	23.02

For detailed information about the 3 year characteristics please see <http://www.invescoeuropa.com/CE/Glossary.pdf>.

NAV and fees

Current NAV

USD 17.18

12 month price high

USD 26.66 (30/04/2015)

12 month price low

USD 16.71 (22/12/2015)

Minimum investment ²

USD 1,000,000

Entry charge

Up to 5.00%

Annual management fee

1.0%

Ongoing charges

1.43% (31/08/2014)

Invesco Energy Fund

C-Acc Shares

31 December 2015

Risk Warnings

The value of investments and any income will fluctuate (this may partly be the result of exchange rate fluctuations) and investors may not get back the full amount invested. As this fund is invested in a particular sector, you should be prepared to accept greater fluctuations of the value of the fund than for a fund with a broader investment mandate. The risks described herein are the fund specific material risks. For more information please consult the current fund and share class specific Key Investor Information Document (KIID) and for a complete set of risks the current prospectus.

Important Information

¹The original fund launch date in this factsheet is identical with the fund launch date on the KIID.

²The minimum investment amounts are: USD 1,000,000 / EUR 800,000 / GBP 600,000 / CHF 1,000,000 / SEK 7,000,000. Please contact us or refer to the most up to date Prospectus for details of minimum investment amounts in other currencies.

This share class may not be registered in all countries and dissemination is subject to prior verification of registration status.

This marketing document is exclusively for use by Professional Clients and Financial Advisers in Continental Europe and Qualified Investors in Switzerland. This document is not for consumer use, please do not redistribute. Data as at 31 December 2015, unless otherwise stated. It is not subject to German regulatory requirements that ensure impartiality of financial analysis. Therefore, the prohibition of trading before the release of financial analysis does not apply.

Past performance is not a guide to future returns. Where Invesco has expressed views and opinions, these may change. If investors are unsure if this product is suitable for them, they should seek advice from a financial adviser. **The 12 month high/low price figure calculation is taking the complete last 12 months into account including non-pricing days. The first day of the calculation period might be a non-pricing day with the highest or lowest valid price in the last 12 months. On non-pricing days, the price of the previous pricing-day is utilised to calculate the 12 month high/low price figure.** The distribution and the offering of the fund or its share classes in certain jurisdictions may be restricted by law. Persons into whose possession this document may come are required to inform themselves about and to comply with any relevant restrictions. This does not constitute an offer or solicitation by anyone in any jurisdiction in which such an offer is not authorised or to any person to whom it is unlawful to make such an offer or solicitation. Persons interested in acquiring the fund should inform themselves as to (i) the legal requirements in the countries of their nationality, residence, ordinary residence or domicile; (ii) any foreign exchange controls and (iii) any relevant tax consequences. As with all investments, there are associated risks. This document is by way of information only. Asset management services are provided by Invesco in accordance with appropriate local legislation and regulations. The fund is available only in jurisdictions where its promotion and sale is permitted. Forecasts are not reliable indicators of future performance. The forecasts and market outlook presented in this material reflect subjective judgments and assumptions of the investment manager or its delegate and unexpected events may occur. There can be no assurance that developments will transpire as forecasted in this presentation. Where securities are mentioned in this document they do not necessarily represent a specific portfolio holding and do not constitute a recommendation to purchase, hold or sell. The ongoing charges figure is based on annualised expenses for the period ending 31/08/2014. This figure may vary from year to year. It excludes portfolio transaction costs except in the case of an entry or exit charge paid by the Fund when buying or selling shares/units in another fund. Please refer to the most up to date relevant fund and share class-specific Key Investor Information Document for more information on our funds. Further information on our products is available using the contact details shown. This document is issued in Germany by Invesco Asset Management Deutschland GmbH. This document is issued in Austria by Invesco Asset Management Österreich GmbH and in Switzerland by Invesco Asset Management (Schweiz) AG. Subscriptions of shares are only accepted on the basis of the most up to date legal offering documents. The legal offering documents (fund & share class specific Key Investor Information Document, prospectus, annual and semi-annual reports, articles and trustee deed) are available free of charge from the issuers: Invesco Asset Management Deutschland GmbH, An der Welle 5, D - 60322 Frankfurt am Main; Invesco Asset Management Österreich GmbH, Rotenturmstrasse 16 - 18, A - 1010 Vienna as well as at Erste Bank der oesterreichischen Sparkassen AG, Graben 21, A-1010 Vienna acting as paying agent for funds registered for sale in Austria and Invesco Asset Management (Schweiz) AG, Talacker 34, CH-8001 Zürich, who acts as representative for the funds distributed in Switzerland. Paying agent for the funds distributed in Switzerland: BNP PARIBAS SECURITIES SERVICES, Paris, succursale de Zurich, Selnaustrasse 16; CH - 8002 Zürich. The fund is domiciled in Luxembourg.

© 2015 Morningstar. All rights reserved. The information contained herein: (1) is proprietary to Morningstar and/or its content providers; (2) may not be copied or distributed; and (3) is not warranted to be accurate, complete or timely. Neither Morningstar nor its content providers are responsible for any damages or losses arising from any use of this information.