

# Invesco Emerging Market Structured Equity Fund

E (EUR)-Acc Shares

28 February 2019

**This marketing document is exclusively for use by Qualified Investors in Switzerland and Professional Clients in Continental European countries as defined in the important information section. This document is not for consumer use, please do not redistribute.**

## Summary of fund objective

The Fund aims to achieve long-term capital growth. The Fund seeks to achieve its objective by investing primarily in equity or equity related securities of companies in emerging markets. For the full objectives and investment policy please consult the current prospectus. **Name changed from Invesco Emerging Market Quantitative Equity Fund on 08.06.2017. The fund objective and reference index also changed.**

## Key facts



Alexander Uhlmann  
Frankfurt am Main  
Managed fund since  
June 2010



Alexander  
Tavernaro  
Frankfurt am Main  
Managed fund since  
June 2010

### Share class launch

21 June 2010

### Original fund launch

21 June 2010

### Legal status

Luxembourg SICAV with UCITS status

### Share class currency

EUR

### Share class type

Accumulation

### Fund size

USD 37.84 mn

### Reference index

MSCI Emerging Markets Index (Hedged USD)-NR

### Bloomberg code

IVEMQEA LX

### ISIN code

LU0503254582

### Settlement date

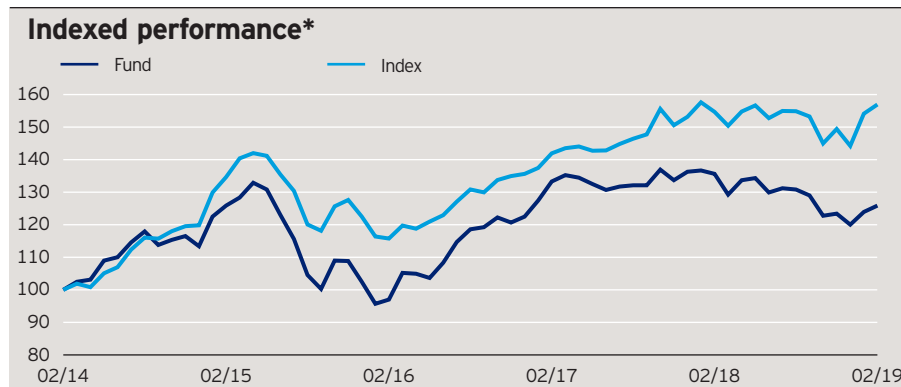
Trade Date + 3 Days

### Morningstar Rating™

★ ★

## Quarterly fund commentary

Emerging markets ended the fourth quarter in negative territory. During October emerging equity markets fell sharply. Sentiment towards Asian stocks was adversely affected by threats of additional US tariffs, whereas South Korea and Taiwan suffered from the high exposure to technology stocks in their respective local indices. Emerging equities were not immune to the broad sell-off but losses here were much smaller than those registered in developed markets. The fund concentrates on stocks with attractive risk-return profiles as identified by a systematic investment process which is based on four factors: Earnings Momentum, Price Momentum, Quality and Value. This approach can lead to active positions relative to the benchmark. During the fourth quarter, the portfolio underperformed its benchmark index. While the overweight in smaller sized companies weighed on active return the contribution from quality and value factors was positive. Stock-specific events, which are not attributable to any factor, added to relative performance. Implicit sector allocation also helped performance.



The performance period shown here starts on the last day of the first indicated month and ends on the last day of the last indicated month.

## Cumulative performance\*

in %	YTD	1 month	1 year	3 years	5 years
Fund	4.88	1.57	-7.19	29.76	25.88
Index	8.82	1.83	1.47	35.58	56.95

## Calendar year performance\*

in %	2014	2015	2016	2017	2018
Fund	8.73	-9.63	19.54	11.25	-11.93
Index	16.24	2.23	10.71	12.92	-5.82

## Standardised rolling 12 month performance\*

in %	28.02.14	28.02.15	28.02.16	28.02.17	28.02.18	28.02.19
Fund	25.88	-22.93	37.40	1.76	-7.19	
Index	34.64	-14.02	22.62	8.97	1.47	

Past performance is not a guide to future returns. The performance shown does not take account of the commissions and costs incurred on the issue and redemption of units.

# Invesco Emerging Market Structured Equity Fund

## E (EUR)-Acc Shares

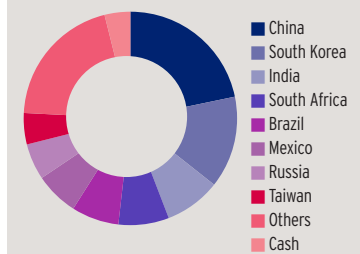
28 February 2019

### Holdings and active weights\*

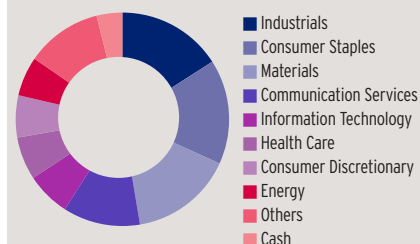
(total holdings: 103)

Top 10 holdings	%	Top 10 overweight	+	Top 10 underweight	-
MSCI Emerging Markets Index Future Mar 15 19	1.7	MSCI Emerging Markets Index Future Mar 15 19	1.7	Tencent	4.7
Sany Heavy Industry	1.6	Sany Heavy Industry	1.6	Alibaba	4.5
Soda Sanayii	1.5	Soda Sanayii	1.5	Samsung Electronics	3.7
Kumba Iron Ore	1.5	China Resources Sanjiu	1.5	Taiwan Semiconductor	3.7
China Resources Sanjiu	1.5	Anhui Conch Cement	1.4	Naspers	1.8
Anhui Conch Cement	1.5	Kumba Iron Ore	1.4	China Construction Bank	1.6
Sinopec Shanghai Petrochemical	1.4	Lukoil ADR	1.4	Ping An Insurance	1.0
LG Uplus	1.4	Sinopec Shanghai Petrochemical	1.4	Industrial and Commercial Bank of China 'H'	1.0
Lukoil ADR	1.4	Tatneft PAO	1.4	Reliance	0.9
Tatneft PAO	1.4	LG Uplus	1.4	Bank Bradesco	0.9

### Geographical weightings of the fund in %\*



### Sector weightings of the fund in %\*



### Geographical weightings\*

in %	Fund	Index
China	21.7	31.6
South Korea	13.9	13.7
India	8.5	8.4
South Africa	7.7	5.9
Brazil	7.2	7.6
Mexico	6.6	2.7
Russia	5.5	3.8
Taiwan	4.7	11.2
Others	20.3	15.2
Cash	3.9	0.0

### Sector weightings\*

in %	Fund	Index
Industrials	15.9	5.4
Consumer Staples	15.9	6.4
Materials	15.6	7.4
Communication Services	11.7	13.8
Information Technology	6.7	14.6
Health Care	6.5	2.7
Consumer Discretionary	6.4	11.4
Energy	6.0	8.1
Others	11.5	30.2
Cash	3.9	0.0

### Financial characteristics\*

Average weighted market capitalisation	EUR 9.81 bn
Median market capitalisation	EUR 2.91 bn

### 3 year characteristics\*\*

Alpha	-0.41
Beta	0.91
Correlation	0.88
Information ratio	-0.24
Sharpe ratio	0.95
Tracking error in %	6.09
Volatility in %	9.95

For detailed information about the 3 year characteristics please see <http://assets.invescohub.com/invesco-eu/glossary.pdf>.

### NAV and fees

<b>Current NAV</b>	EUR 9.68
<b>12 month price high</b>	EUR 10.43 (28/05/2018)
<b>12 month price low</b>	EUR 9.15 (02/01/2019)
<b>Minimum investment <sup>1</sup></b>	EUR 500
<b>Entry charge</b>	Up to 3.00%
<b>Annual management fee</b>	1.75%
<b>Ongoing charges <sup>2</sup></b>	2.15%

---

# Invesco Emerging Market Structured Equity Fund

## E (EUR)-Acc Shares

28 February 2019

---

### Risk Warnings

The value of investments and any income will fluctuate (this may partly be the result of exchange rate fluctuations) and investors may not get back the full amount invested. The fund may invest directly in Russia, which can involve significant risks to capital. The fund uses derivatives (complex instruments) for investment purposes, which may result in the fund being significantly leveraged and may result in large fluctuations in the value of the fund. As a large portion of the fund is invested in less developed countries, you should be prepared to accept significantly large fluctuations in the value of the fund.

---

### Important Information

<sup>1</sup>The minimum investment amounts are: EUR 500 / USD 650 / GBP 400 / CHF 650 / SEK 4,500. Please contact us or refer to the most up to date Prospectus for details of minimum investment amounts in other currencies.

<sup>2</sup>The ongoing charges figure is based on annualised expenses for the period ending August 2018. This figure may vary from year to year. It excludes portfolio transaction costs except in the case of an entry or exit charge paid by the Fund when buying or selling shares/units in another fund.

**This marketing document is exclusively for use by Professional Clients and Financial Advisers in Continental Europe and Qualified Investors in Switzerland. This document is not for consumer use, please do not redistribute. For the purpose of the distribution of this document Continental Europe is defined as Switzerland, Spain, Finland, France, Italy, Luxembourg, Netherlands, Norway, Portugal, Sweden. Data as at 28 February 2019, unless otherwise stated. This document is marketing material and is not intended as a recommendation to invest in any particular asset class, security or strategy. Regulatory requirements that require impartiality of investment/investment strategy recommendations are therefore not applicable nor are any prohibitions to trade before publication. The information provided is for illustrative purposes only, it should not be relied upon as recommendations to buy or sell securities. By accepting this document, you consent to communicate with us in English, unless you inform us otherwise.**

On 08 June 2017 the name of the fund was changed from Invesco Emerging Market Quantitative Equity Fund to Invesco Emerging Market Structured Equity Fund. The objective of the fund and reference index also changed. Previous Benchmark: MSCI Emerging Markets Index-ND. Past performance is not a guide to future returns. Where individuals or the business have expressed opinions, they are based on current market conditions, they may differ from those of other investment professionals and are subject to change without notice and are not to be construed as investment advice. This marketing document is not an invitation to subscribe for shares in the fund and is by way of information only, it should not be considered financial advice. This does not constitute an offer or solicitation by anyone in any jurisdiction in which such an offer is not authorised or to any person to whom it is unlawful to make such an offer or solicitation. Persons interested in acquiring the fund should inform themselves as to (i) the legal requirements in the countries of their nationality, residence, ordinary residence or domicile; (ii) any foreign exchange controls and (iii) any relevant tax consequences. As with all investments, there are associated risks. This document is by way of information only. Asset management services are provided by Invesco in accordance with appropriate local legislation and regulations. The fund is available only in jurisdictions where its promotion and sale is permitted. Not all share classes of this fund may be available for public sale in all jurisdictions and not all share classes are the same nor do they necessarily suit every investor. Fee structure and minimum investment levels may vary dependent on share class chosen. Please check the most recent version of the fund prospectus in relation to the criteria for the individual share classes and contact your local Invesco office for full details of the fund registration status in your jurisdiction. Forecasts are not reliable indicators of future performance. For more information on our funds, please refer to the most up to date relevant fund and share class-specific Key Investor Information Documents, the latest Annual or Interim Reports and the latest Prospectus, and constituent documents. This information is available in English using the contact details of the issuer and is without charge. Further information on our products is available using the contact details shown. Subscriptions of shares are only accepted on the basis of the most up to date legal offering documents. The legal offering documents (fund & share class specific Key Investor Information Document, prospectus, annual and semi-annual reports, articles and trustee deed) are available free of charge with your local Invesco representative or on our website [www.invescoeurope.com](http://www.invescoeurope.com).

© 2019 Morningstar. All rights reserved. The information contained herein: (1) is proprietary to Morningstar and/or its content providers; (2) may not be copied or distributed; and (3) is not warranted to be accurate, complete or timely. Neither Morningstar nor its content providers are responsible for any damages or losses arising from any use of this information.

---

# Invesco Emerging Market Structured Equity Fund

## E (EUR)-Acc Shares

28 February 2019

---

### Important Information

**Additional information for Finland:** Issued in Finland by Invesco Asset Management S.A., 16-18 rue de Londres, 75009 Paris, France.

**Additional information for France:** Issued in France by Invesco Asset Management S.A., 16-18 rue de Londres, 75009 Paris, France.

**Additional information for Italy:** Issued in Italy by Invesco Asset Management S.A, Sede Secondaria, Via Bocchetto 6, 20123 Milan, Italy.

**Additional information for Luxembourg:** Issued in Luxembourg by Invesco Asset Management SA, 16-18 rue de Londres, 75009 Paris, France.

**Additional information for Netherlands:** Issued in Netherlands by Invesco Asset Management S.A. Dutch Branch, Vinoly Building, Claude Debussylaan 26, 1082 MD Amsterdam, The Netherlands, [www.invesco.nl](http://www.invesco.nl).

**Additional information for Norway:** Issued in Norway by Invesco Asset Management S.A., 16-18 rue de Londres, 75009 Paris, France.

**Additional information for Portugal:** Issued in Portugal by Invesco Asset Management S.A., 16-18 rue de Londres, 75009 Paris, France.

**Additional information for Spain:** Issued in Spain by Invesco Asset Management S.A., Sucursal en España, C/ Goya 6 - 3º, 28001 Madrid, Spain.

**Additional information for Sweden:** Issued in Sweden by Invesco Asset Management SA (France) Swedish Filial, c/o Convendum, Jakobsbergsgatan 16, Box 16404, SE-111 43 Stockholm.

**Additional information for Switzerland:** Issued in Switzerland by Invesco Asset Management (Schweiz) AG, Talacker 34, CH-8001 Zurich, who acts as representative for the funds distributed in Switzerland. Paying agent for the funds distributed in Switzerland: BNP PARIBAS SECURITIES SERVICES, Paris, succursale de Zurich, Selnaustrasse 16, CH-8002 Zurich. The legal offering documents are available free of charge at our website and local language from the issuer of this document. The fund is domiciled in Luxembourg.