

# Invesco Emerging Market Quantitative Equity Fund

## E-Acc Shares

31 December 2016

**This marketing document is exclusively for use by Qualified Investors in Switzerland and Professional Clients in Continental European countries where this specific fund's share class is registered for sale. This document is not for consumer use, please do not redistribute.**

### Summary of fund objective

The objective of this Fund is to achieve long-term capital growth through investment in companies in emerging markets. For the full objectives and investment policy please consult the current prospectus.

### Key facts



Alexander Uhlmann  
Frankfurt am Main  
Managed fund since  
June 2010



Alexander  
Tavernaro  
Frankfurt am Main  
Managed fund since  
June 2010

#### Share class launch

21 June 2010

#### Original fund launch

21 June 2010

#### Legal status

Luxembourg SICAV with UCITS status

#### Share class currency

EUR

#### Share class type

Accumulation

#### Fund size

USD 59.93 mn

#### Reference index

MSCI Emerging Markets Index-ND

#### Bloomberg code

IVEMQEA LX

#### ISIN code

LU0503254582

#### Settlement date

Trade Date + 3 Days

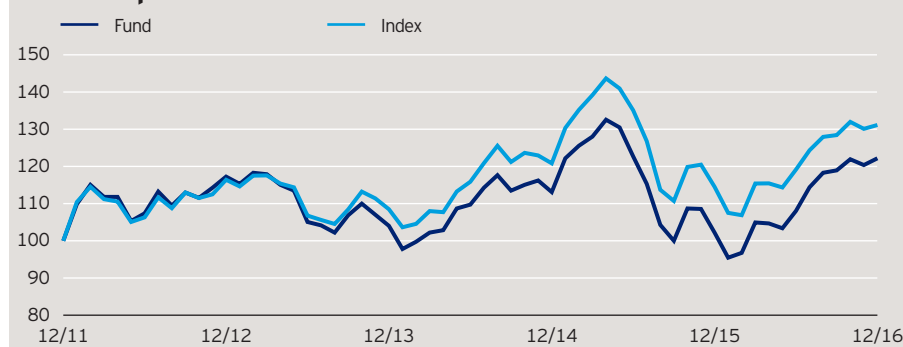
#### Morningstar Rating™

★★

### Quarterly fund commentary

The prospect of higher US interest rates and concerns about US President-elect Trump's trade and immigration policies soured confidence towards emerging equity markets in Q4. The Russian equity market advanced strongly with the energy sector benefiting from the commitment of global oil producers to cut supply. Sentiment towards Russia was also enhanced by a belief that relations between the country and the US are set to improve in 2017 following Trump's presidential election victory. Weakness in Latin American equity markets was most pronounced in Mexico as jitters over the imposition of possible anti-immigration and protectionist policies from the upcoming Trump Presidency weighed on sentiment. To combat currency weakness, Mexico's central bank raised interest rates by 50 basis points to 5.25%. The fund's investments are determined by the outcome of quantitative models for stock selection. During the quarter, the stock selection model for emerging markets delivered positive returns resulting in an outperformance relative to its reference index. Especially value-related factors contributed positively over the quarter.

### Indexed performance\*



### Cumulative performance\*

| in %  | YTD   | 1 month | 1 year | 3 years | 5 years |
|-------|-------|---------|--------|---------|---------|
| Fund  | 19.54 | 1.51    | 19.54  | 17.46   | 22.18   |
| Index | 14.51 | 0.80    | 14.51  | 20.88   | 31.13   |

### Calendar year performance\*

| in %  | 2012  | 2013   | 2014  | 2015  | 2016  |
|-------|-------|--------|-------|-------|-------|
| Fund  | 17.25 | -11.28 | 8.73  | -9.63 | 19.54 |
| Index | 16.41 | -6.81  | 11.38 | -5.23 | 14.51 |

### Standardised rolling 12 month performance\*\*

| in % | 31.12.11 | 31.12.12 | 31.12.13 | 31.12.14 | 31.12.15 |
|------|----------|----------|----------|----------|----------|
|      | 31.12.12 | 31.12.13 | 31.12.14 | 31.12.15 | 31.12.16 |
| Fund | 17.25    | -11.28   | 8.73     | -9.63    | 19.54    |

The standardised past performance information is updated on a quarterly basis. Should you require up-to-date past performance information this is available on our website [www.invescoeuropa.com](http://www.invescoeuropa.com) or by contacting us.

Past performance is not a guide to future returns. The performance shown does not take account of the commissions and costs incurred on the issue and redemption of units.

# Invesco Emerging Market Quantitative Equity Fund

## E-Acc Shares

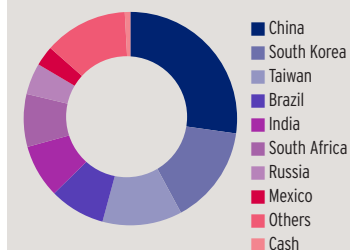
31 December 2016

### Holdings and active weights\*

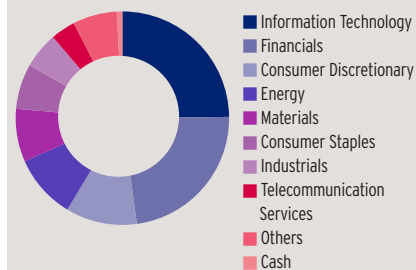
(total holdings: 137)

| Top 10 holdings                  | %   | Top 10 positive                  | +   | Top 10 negative             | -   |
|----------------------------------|-----|----------------------------------|-----|-----------------------------|-----|
| Samsung Electronics              | 5.1 | Taiwan Semiconductor ADR         | 3.8 | Taiwan Semiconductor        | 3.5 |
| Taiwan Semiconductor ADR         | 3.8 | Lukoil ADR                       | 1.7 | Naspers                     | 1.4 |
| China Construction Bank          | 2.6 | Smiles                           | 1.5 | China Mobile                | 1.3 |
| Tencent                          | 2.3 | Guangzhou Automobile Co H Shares | 1.5 | Alibaba                     | 1.3 |
| Lukoil ADR                       | 1.7 | Cielo                            | 1.4 | Tencent                     | 1.3 |
| Cielo                            | 1.7 | Barclays Africa Group            | 1.4 | Baidu ADR                   | 1.1 |
| Barclays Africa Group            | 1.6 | Powertech Technology             | 1.4 | Itau Unibanco Pfd           | 0.9 |
| Guangzhou Automobile Co H Shares | 1.5 | Magnitogorsk Iron & Steel        | 1.4 | Sberbank of Russia          | 0.8 |
| Smiles                           | 1.5 | Cosan SA Industria e Comercio    | 1.4 | Gazprom                     | 0.8 |
| Powertech Technology             | 1.5 | Samsung Electronics              | 1.4 | Housing Development Finance | 0.7 |

### Geographical weightings of the fund in %\*



### Sector weightings of the fund in %\*



### Geographical weightings\*

| in %         | Fund | Index |
|--------------|------|-------|
| China        | 27.2 | 25.9  |
| South Korea  | 14.9 | 14.4  |
| Taiwan       | 12.1 | 12.2  |
| Brazil       | 8.4  | 7.7   |
| India        | 8.1  | 8.3   |
| South Africa | 8.0  | 7.0   |
| Russia       | 4.8  | 4.5   |
| Mexico       | 3.0  | 3.5   |
| Others       | 12.6 | 16.4  |
| Cash         | 0.8  | 0.0   |

### Sector weightings\*

| in %                       | Fund | Index |
|----------------------------|------|-------|
| Information Technology     | 24.8 | 23.3  |
| Financials                 | 23.0 | 24.4  |
| Consumer Discretionary     | 10.8 | 10.3  |
| Energy                     | 9.8  | 7.9   |
| Materials                  | 8.0  | 7.4   |
| Consumer Staples           | 6.8  | 7.2   |
| Industrials                | 5.5  | 5.8   |
| Telecommunication Services | 3.7  | 5.9   |
| Others                     | 6.7  | 8.0   |
| Cash                       | 0.8  | 0.0   |

### Financial characteristics\*

|  |              |
|--|--------------|
| Average weighted market capitalisation | EUR 45.96 bn |
| Median market capitalisation           | EUR 6.40 bn  |

### 3 year characteristics\*\*

|                     |       |
|---------------------|-------|
| Alpha               | -1.11 |
| Beta                | 1.04  |
| Correlation         | 0.98  |
| Information ratio   | -0.30 |
| Sharpe ratio        | -0.23 |
| Tracking error in % | 3.15  |
| Volatility in %     | 15.42 |

For detailed information about the 3 year characteristics please see <http://www.invescoeuropa.com/CE/Glossary.pdf>.

### NAV and fees

#### Current NAV

EUR 9.42

#### 12 month price high

EUR 9.66 (25/10/2016)

#### 12 month price low

EUR 6.90 (21/01/2016)

#### Minimum investment <sup>1</sup>

EUR 500

#### Entry charge

Up to 3.00%

#### Annual management fee

1.75%

#### Ongoing charges

2.14% (31/08/2015)

---

# Invesco Emerging Market Quantitative Equity Fund

## E-Acc Shares

31 December 2016

---

### Risk Warnings

The value of investments and any income will fluctuate (this may partly be the result of exchange rate fluctuations) and investors may not get back the full amount invested. As a large portion of the fund is invested in less developed countries, you should be prepared to accept significantly large fluctuations of the value of the fund. The risks described herein are the fund specific material risks. For more information please consult the current fund and share class specific Key Investor Information Document (KIID) and for a complete set of risks the current prospectus.

---

### Important Information

<sup>1</sup>The minimum investment amounts are: EUR 500 / USD 650 / GBP 400 / CHF 650 / SEK 4,500.

Please contact us or refer to the most up to date Prospectus for details of minimum investment amounts in other currencies.

**This share class may not be registered in all countries and dissemination is subject to prior verification of registration status.**

**This marketing document is exclusively for use by Professional Clients and Financial Advisers in Continental Europe and Qualified Investors in Switzerland. This document is not for consumer use, please do not redistribute. Data as at 31 December 2016, unless otherwise stated. This marketing document is not subject to regulatory requirements that ensure impartiality of investment recommendations and investment strategy recommendations. Therefore, the prohibition of trading before the release of investment recommendations and investment strategy recommendations does not apply.**

Past performance is not a guide to future returns. Where Invesco has expressed views and opinions, these may change. If investors are unsure if this product is suitable for them, they should seek advice from a financial adviser. The distribution and the offering of the fund or its share classes in certain jurisdictions may be restricted by law. Persons into whose possession this document may come are required to inform themselves about and to comply with any relevant restrictions. This does not constitute an offer or solicitation by anyone in any jurisdiction in which such an offer is not authorised or to any person to whom it is unlawful to make such an offer or solicitation. Persons interested in acquiring the fund should inform themselves as to (i) the legal requirements in the countries of their nationality, residence, ordinary residence or domicile; (ii) any foreign exchange controls and (iii) any relevant tax consequences. As with all investments, there are associated risks. This document is by way of information only. Asset management services are provided by Invesco in accordance with appropriate local legislation and regulations. The fund is available only in jurisdictions where its promotion and sale is permitted. Forecasts are not reliable indicators of future performance. The forecasts and market outlook presented in this material reflect subjective judgments and assumptions of the investment manager or its delegate and unexpected events may occur. There can be no assurance that developments will transpire as forecasted in this presentation. Where securities are mentioned in this document they do not necessarily represent a specific portfolio holding and do not constitute a recommendation to purchase, hold or sell. The ongoing charges figure is based on annualised expenses for the period ending 31/08/2015. This figure may vary from year to year. It excludes portfolio transaction costs except in the case of an entry or exit charge paid by the Fund when buying or selling shares/units in another fund. Subscriptions of shares are only accepted on the basis of the most up to date legal offering documents. The legal offering documents (fund & share class specific Key Investor Information Document, prospectus, annual and semi-annual reports, articles and trustee deed) are available free of charge with your local Invesco representative or on our website [www.invescoeurope.com](http://www.invescoeurope.com).

© 2016 Morningstar. All rights reserved. The information contained herein: (1) is proprietary to Morningstar and/or its content providers; (2) may not be copied or distributed; and (3) is not warranted to be accurate, complete or timely. Neither Morningstar nor its content providers are responsible for any damages or losses arising from any use of this information.

**Additional information for Switzerland:** This document is issued in Switzerland by Invesco Asset Management (Schweiz) AG. The legal offering documents are available free of charge from the issuer of this document: Invesco Asset Management (Schweiz) AG, Talacker 34, CH-8001 Zürich, who acts as representative for the funds distributed in Switzerland. Paying agent for the funds distributed in Switzerland: BNP PARIBAS SECURITIES SERVICES, Paris, succursale de Zurich, Selnaustrasse 16; CH - 8002 Zürich. The fund is domiciled in Luxembourg.