

# Invesco Emerging Market Quantitative Equity Fund

C (EUR Hgd)-Acc Shares

30 November 2015

**This marketing document is exclusively for use by Qualified Investors in Switzerland and Professional Clients in Continental European countries where this specific fund's share class is registered for sale. This document is not for consumer use, please do not redistribute.**

## Summary of fund objective

The objective of this Fund is to achieve long-term capital growth through investment in companies in emerging markets. For the full objectives and investment policy please consult the current prospectus.

## Key facts



Alexander Uhlmann  
Frankfurt am Main  
Managed fund since  
June 2010



Alexander  
Tavernaro  
Frankfurt am Main  
Managed fund since  
June 2010

### Share class launch

21 June 2010

### Original fund launch <sup>1</sup>

21 June 2010

### Legal status

Luxembourg SICAV with UCITS status

### Share class currency

EUR

### Share class type

Accumulation

### Fund size

EUR 54.27 mn

### Reference index

MSCI Emerging Markets Index-ND

### Bloomberg code

IVEMCEH LX

### ISIN code

LU0503255126

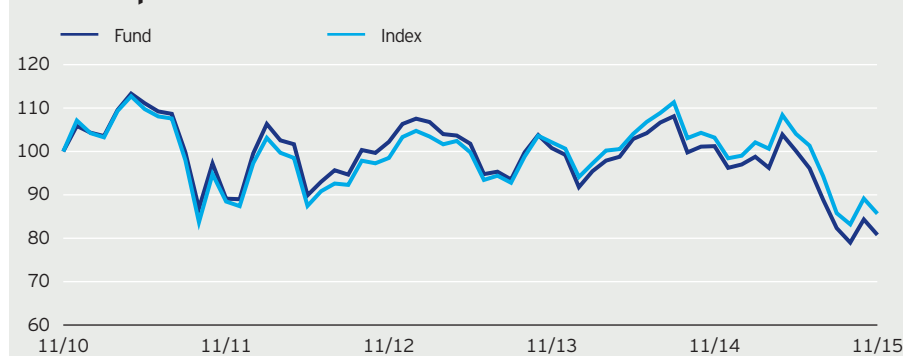
### Settlement date

Trade Date + 3 Days

## Quarterly fund commentary

Global emerging equity markets experienced a volatile quarter with losses being recorded in all regions. Starting with a sharp decline in commodity prices in July, which was pushed by concerns over the economic growth outlook for China as well as volatile trading conditions in Chinese equity markets added to the woes in other emerging equity markets. Furthermore, emerging equity markets tumbled as unexpected yuan devaluation stunned financial markets in August. In response, China cut interest rates to calm market nerves. Despite the move, doubts that the authorities had done enough to calm market conditions continued to sour sentiment. Consequentially, a combination of weakening Chinese data and inaction by the US Federal Reserve to hike US interest rates continued to unsettle the markets in September. Moreover, the perceived weakness in China put further downward pressure on commodity prices. Foreign exchange turbulence was another feature with many emerging market currencies hitting fresh lows versus the US dollar. Over the quarter, our stock selection model for emerging markets delivered average results and the portfolio performed basically in line with its reference index.

## Indexed performance\*



## Cumulative performance\*

in %	YTD	1 month	1 year	3 years	5 years
Fund	-16.05	-4.22	-20.20	-20.98	-19.22
Index	-12.98	-3.90	-16.99	-13.04	-14.34

## Calendar year performance\*

in %	2010	2011	2012	2013	2014
Fund	-	-15.95	19.48	-6.69	-3.02
Index	-	-18.42	18.22	-2.60	-2.19

## Standardised rolling 12 month performance\*\*

in %	30.09.10	30.09.11	30.09.12	30.09.13	30.09.14
	30.09.11	30.09.12	30.09.13	30.09.14	30.09.15
Fund	-11.74	15.47	-0.55	0.00	-20.82

The standardised past performance information is updated on a quarterly basis. Should you require up-to-date past performance information this is available on our website [www.invescoeuropa.com](http://www.invescoeuropa.com) or by contacting us.

Past performance is not a guide to future returns. The performance shown does not take account of the commissions and costs incurred on the issue and redemption of units.

\* (Source: © 2015 Morningstar) Mid to mid, gross income re-invested to 30 November 2015 unless otherwise stated. The figures do not reflect the entry charge payable by individual investors. \*\*Mid to mid, gross income re-invested to 30 September 2015. All performance data on this factsheet is in the currency of the share class, apart from the index performance which is shown in USD. Reference Index Source: Factset.

# Invesco Emerging Market Quantitative Equity Fund

## C (EUR Hgd)-Acc Shares

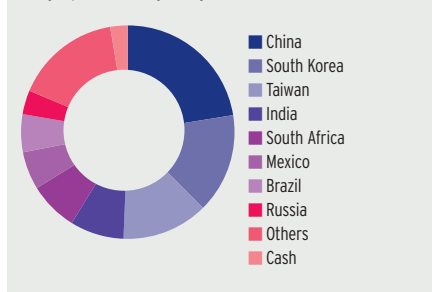
30 November 2015

### Holdings and active weights\*

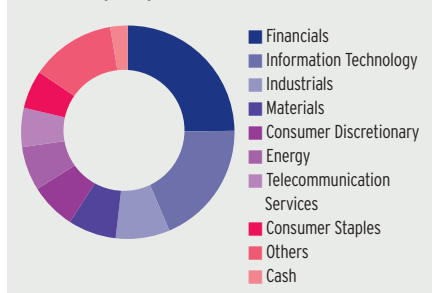
(total holdings: 125)

Top 10 holdings	%	Top 10 positive	+	Top 10 negative	-
Lyxor ETF MSCI India A	8.2	Lyxor ETF MSCI India A	8.2	Taiwan Semiconductor	3.1
Taiwan Semiconductor ADR	4.1	Taiwan Semiconductor ADR	4.1	Tencent	1.4
Samsung 'Pref'	3.8	mini MSCI Emg Mkt Dec15MESZ5	1.5	Naspers	1.3
China Mobile	3.3	MISC Bhd	1.4	Infosys	0.9
CNOOC	1.9	Gruma SAB	1.4	Ping An Insurance	0.8
Industrial and Commercial Bank of China 'H'	1.7	Pegatron	1.4	Housing Development Finance	0.8
Tencent	1.7	CNOOC	1.3	America Movil	0.8
Kia Motors	1.7	Kia Motors	1.3	China Life Insurance	0.8
China Construction Bank	1.6	Alpek	1.3	Gazprom	0.7
China Petroleum & Chemical 'H'	1.6	Woongjin Coway	1.3	Ambev	0.7

### Geographical weightings of the fund in %\*



### Sector weightings of the fund in %\*



### Geographical weightings\*

in %	Fund	Index
China	22.5	23.6
South Korea	15.1	16.2
Taiwan	13.1	12.4
India	8.2	8.4
South Africa	7.4	7.3
Mexico	5.7	4.8
Brazil	5.7	5.9
Russia	3.6	3.9
Others	16.0	17.5
Cash	2.6	0.0

### Sector weightings\*

in %	Fund	Index
Financials	24.8	29.0
Information Technology	18.8	18.9
Industrials	8.2	7.3
Materials	7.3	6.3
Consumer Discretionary	7.0	9.2
Energy	6.7	7.6
Telecommunication Services	5.9	6.9
Consumer Staples	5.8	8.7
Others	12.9	6.1
Cash	2.6	0.0

### Financial characteristics\*

Average weighted market capitalisation	EUR 40.85 bn
Median market capitalisation	EUR 6.28 bn

### NAV and fees

#### Current NAV

EUR 7.27

#### 12 month price high

EUR 9.47 (27/04/2015)

#### 12 month price low

EUR 7.00 (29/09/2015)

#### Minimum investment <sup>2</sup>

EUR 800,000

#### Entry charge

Up to 5.00%

#### Annual management fee

0.75%

#### Ongoing charges

1.16% (31/08/2014)

# Invesco Emerging Market Quantitative Equity Fund

## C (EUR Hgd)-Acc Shares

30 November 2015

---

### Risk Warnings

The value of investments and any income will fluctuate (this may partly be the result of exchange rate fluctuations) and investors may not get back the full amount invested. As a large portion of the fund is invested in less developed countries, you should be prepared to accept significantly large fluctuations of the value of the fund. The risks described herein are the fund specific material risks. For more information please consult the current fund and share class specific Key Investor Information Document (KIID) and for a complete set of risks the current prospectus. If you are unsure of any of these risks please contact your advisor.

---

### Important Information

<sup>1</sup>The original fund launch date in this factsheet is identical with the fund launch date on the KIID.

<sup>2</sup>The minimum investment amounts are: USD 1,000,000 / EUR 800,000 / GBP 600,000 / CHF 1,000,000 / SEK 7,000,000. Please contact us or refer to the most up to date Prospectus for details of minimum investment amounts in other currencies.

**This share class may not be registered in all countries and dissemination is subject to prior verification of registration status.**

**This marketing document is exclusively for use by Professional Clients and Financial Advisers in Continental Europe and Qualified Investors in Switzerland. This document is not for consumer use, please do not redistribute. Data as at 30 November 2015, unless otherwise stated. It is not subject to German regulatory requirements that ensure impartiality of financial analysis. Therefore, the prohibition of trading before the release of financial analysis does not apply.**

Past performance is not a guide to future returns. Where Invesco has expressed views and opinions, these may change. If investors are unsure if this product is suitable for them, they should seek advice from a financial adviser. **The 12 month high/low price figure calculation is taking the complete last 12 months into account including non-pricing days. The first day of the calculation period might be a non-pricing day with the highest or lowest valid price in the last 12 months. On non-pricing days, the price of the previous pricing-day is utilised to calculate the 12 month high/low price figure.** The distribution and the offering of the fund or its share classes in certain jurisdictions may be restricted by law. Persons into whose possession this document may come are required to inform themselves about and to comply with any relevant restrictions. This does not constitute an offer or solicitation by anyone in any jurisdiction in which such an offer is not authorised or to any person to whom it is unlawful to make such an offer or solicitation. Persons interested in acquiring the fund should inform themselves as to (i) the legal requirements in the countries of their nationality, residence, ordinary residence or domicile; (ii) any foreign exchange controls and (iii) any relevant tax consequences. As with all investments, there are associated risks. This document is by way of information only. Asset management services are provided by Invesco in accordance with appropriate local legislation and regulations. The fund is available only in jurisdictions where its promotion and sale is permitted. Forecasts are not reliable indicators of future performance. The forecasts and market outlook presented in this material reflect subjective judgments and assumptions of the investment manager or its delegate and unexpected events may occur. There can be no assurance that developments will transpire as forecasted in this presentation. Where securities are mentioned in this document they do not necessarily represent a specific portfolio holding and do not constitute a recommendation to purchase, hold or sell. The ongoing charges figure is based on annualised expenses for the period ending 31/08/2014. This figure may vary from year to year. It excludes portfolio transaction costs except in the case of an entry or exit charge paid by the Fund when buying or selling shares/units in another fund. Please refer to the most up to date relevant fund and share class-specific Key Investor Information Document for more information on our funds. Further information on our products is available using the contact details shown. This document is issued in Germany by Invesco Asset Management Deutschland GmbH. This document is issued in Austria by Invesco Asset Management Österreich GmbH and in Switzerland by Invesco Asset Management (Schweiz) AG. Subscriptions of shares are only accepted on the basis of the most up to date legal offering documents. The legal offering documents (fund & share class specific Key Investor Information Document, prospectus, annual and semi-annual reports, articles and trustee deed) are available free of charge from the issuers: Invesco Asset Management Deutschland GmbH, An der Welle 5, D - 60322 Frankfurt am Main; Invesco Asset Management Österreich GmbH, Rotenturmstrasse 16 - 18, A - 1010 Vienna as well as at Erste Bank der oesterreichischen Sparkassen AG, Graben 21, A-1010 Vienna acting as paying agent for funds registered for sale in Austria and Invesco Asset Management (Schweiz) AG, Talacker 34, CH-8001 Zürich, who acts as representative for the funds distributed in Switzerland. Paying agent for the funds distributed in Switzerland: BNP PARIBAS SECURITIES SERVICES, Paris, succursale de Zurich, Selnaustrasse 16; CH - 8002 Zürich. The fund is domiciled in Luxembourg.

© 2015 Morningstar. All rights reserved. The information contained herein: (1) is proprietary to Morningstar and/or its content providers; (2) may not be copied or distributed; and (3) is not warranted to be accurate, complete or timely. Neither Morningstar nor its content providers are responsible for any damages or losses arising from any use of this information.