



# Invesco Emerging Market Structured Equity Fund

## C-Acc Shares

31 January 2018

**This marketing document is exclusively for use by Qualified Investors in Switzerland and Professional Clients in Continental European countries as defined in the important information section. This document is not for consumer use, please do not redistribute. This document may also be used by financial intermediaries in the United States as defined in the important information section.**

### Summary of fund objective

The Fund aims to achieve long-term capital growth. The Fund seeks to achieve its objective by investing primarily in equity or equity related securities of companies in emerging markets. For the full objectives and investment policy please consult the current prospectus. **Name changed from Invesco Emerging Market Quantitative Equity Fund on 08.06.2017. The fund objective and reference index also changed.**

### Key facts



Alexander Uhlmann  
Frankfurt am Main  
Managed fund since  
June 2010



Alexander  
Tavernaro  
Frankfurt am Main  
Managed fund since  
June 2010

#### Share class launch

21 June 2010

#### Original fund launch

21 June 2010

#### Legal status

Luxembourg SICAV with UCITS status

#### Share class currency

USD

#### Share class type

Accumulation

#### Fund size

USD 73.10 mn

#### Reference index

MSCI Emerging Markets Index (Hedged USD)-NR

#### Bloomberg code

IVEMQCA LX

#### ISIN code

LU0505656024

#### Settlement date

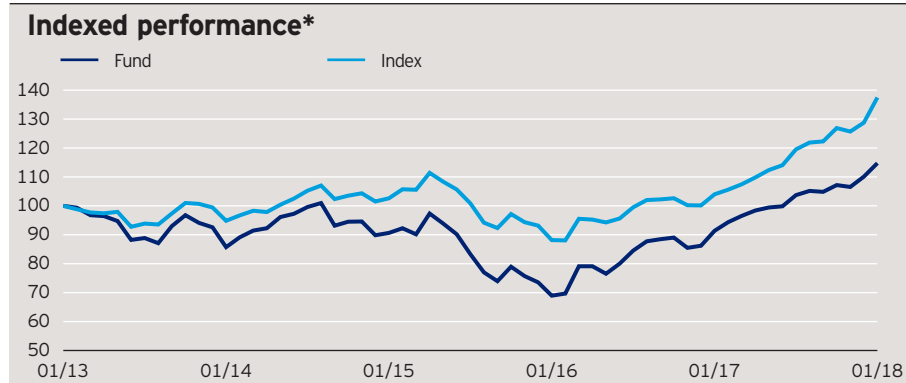
Trade Date + 3 Days

#### Morningstar Rating™

★★

### Quarterly fund commentary

Emerging equity markets registered positive gains in the fourth quarter with the EMEA (Europe, Middle East and Africa) region ending the year on strong footing. Aided by rising commodity prices, Latin American equity markets finished the year on a winning note. Supported by earnings growth, the rally in Asia also continued. Brent crude oil prices strengthened to reach their highest level since 2015. The fund concentrates on stocks with attractive risk-return profiles as identified by a systematic investment process which is based on four concepts: Earnings Expectations, Market Sentiment, Management & Quality and Value. This approach can lead to active positions relative to the benchmark; currency exposures are strategically hedged. Looking at the performance attribution for the fourth quarter, the portfolio performed was marginally behind benchmark performance. Stock specific effects as well as the value factor were negative contributors. Coming into 2018, the fund's largest allocations are in Korea, India, and South Africa as well as, from a sector perspective, in industrials, materials, and financials.



The performance period shown here starts on the last day of the first indicated month and ends on the last day of the last indicated month.

### Cumulative performance\*

in %	YTD	1 month	1 year	3 years	5 years
Fund	4.25	4.25	25.60	26.60	14.76
Index	6.77	6.77	32.17	33.95	37.45

### Calendar year performance\*

in %	2013	2014	2015	2016	2017
Fund	-6.36	-2.96	-18.13	17.21	27.69
Index	0.59	2.08	-8.22	7.50	28.56

### Standardised rolling 12 month performance\*\*

in %	31.12.12	31.12.13	31.12.14	31.12.15	31.12.16	31.12.17
Fund	-6.36	-2.96	-18.13	17.21	27.69	

The standardised past performance information is updated on a quarterly basis. Should you require up-to-date past performance information this is available on our website [www.invescoeurope.com](http://www.invescoeurope.com) or by contacting us.

Past performance is not a guide to future returns. The performance shown does not take account of the commissions and costs incurred on the issue and redemption of units.

\*Source: © 2018 Morningstar. Indexed performance: Performance of an investment of 100 in share class currency. Gross income re-invested to 31 January 2018 unless otherwise stated. The figures do not reflect the entry charge payable by individual investors. \*\*Gross income re-invested to 31 December 2017. All performance data on this factsheet is in the currency of the share class. Reference Index Source: Factset.

# Invesco Emerging Market Structured Equity Fund

## C-Acc Shares

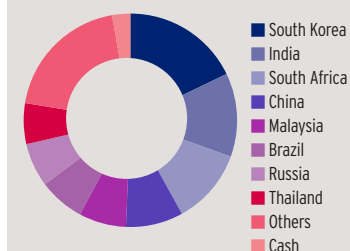
31 January 2018

### Holdings and active weights\*

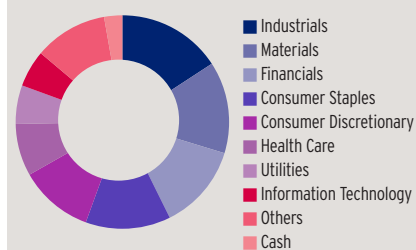
(total holdings: 112)

Top 10 holdings	%	Top 10 positive	+	Top 10 negative	-
MSCI Emerging Market Future Mar 16 18	2.1	MSCI Emerging Market Future Mar 16 18	2.1	Tencent	5.7
Chongqing Rural Commercial Bank 'H'	1.7	Chongqing Rural Commercial Bank 'H'	1.6	Alibaba	4.0
AirAsia	1.5	Lukoil ADR	1.5	Taiwan Semiconductor	3.7
China Shenhua Energy 'H'	1.5	AirAsia	1.5	Samsung Electronics	2.6
Lukoil ADR	1.5	Inter RAO	1.5	Naspers	2.1
Inter RAO	1.5	Braskem Pfd 'A'	1.4	China Construction Bank	1.6
Braskem Pfd 'A'	1.5	Grand Korea Leisure	1.4	Industrial and Commercial Bank of China 'H'	1.2
Barclays Africa Group	1.4	LOTTE Himart	1.4	Baidu ADR	1.2
Grand Korea Leisure	1.4	AVI	1.4	China Mobile	1.1
Longfor Properties	1.4	Hite Jinro	1.4	Ping An Insurance	1.0

### Geographical weightings of the fund in %\*



### Sector weightings of the fund in %\*



### Geographical weightings\*

in %	Fund	Index
South Korea	17.9	14.7
India	12.7	8.4
South Africa	11.5	6.7
China	8.7	30.2
Malaysia	7.2	2.3
Brazil	6.9	7.3
Russia	6.6	3.5
Thailand	6.2	2.3
Others	19.7	24.6
Cash	2.8	0.0

### Sector weightings\*

in %	Fund	Index
Industrials	15.8	5.2
Materials	13.9	7.3
Financials	13.0	24.4
Consumer Staples	12.9	6.2
Consumer Discretionary	11.2	9.8
Health Care	7.9	2.7
Utilities	5.9	2.3
Information Technology	5.6	27.6
Others	11.1	14.5
Cash	2.8	0.0

### Financial characteristics\*

Average weighted market capitalisation	USD 13.95 bn
Median market capitalisation	USD 4.86 bn

### 3 year characteristics\*\*

Alpha	-4.17
Beta	1.27
Correlation	0.94
Information ratio	-0.31
Sharpe ratio	0.49
Tracking error in %	6.07
Volatility in %	15.58

For detailed information about the 3 year characteristics please see <http://www.invescoeuropa.com/CE/Glossary.pdf>.

### NAV and fees

#### Current NAV

USD 14.23

#### 12 month price high

USD 14.40 (26/01/2018)

#### 12 month price low

USD 11.38 (01/02/2017)

#### Minimum investment <sup>1</sup>

USD 1,000,000

#### Entry charge

Up to 5.00%

#### Annual management fee

0.75%

#### Ongoing charges

1.01% (31/08/2016)

---

# Invesco Emerging Market Structured Equity Fund

## C-Acc Shares

31 January 2018

---

### Risk Warnings

The value of investments and any income will fluctuate (this may partly be the result of exchange rate fluctuations) and investors may not get back the full amount invested. The Fund may invest directly in Russia, which can involve significant risks to capital. The fund will invest in derivatives (complex instruments) which will result in the fund being leveraged and may result in large fluctuations in the value of the fund. The fund may invest in distressed securities which carry a significant risk of capital loss. As a large portion of the fund is invested in less developed countries, you should be prepared to accept significantly large fluctuations of the value of the fund.

---

### Important Information

<sup>1</sup>The minimum investment amounts are: USD 1,000,000 / EUR 800,000 / GBP 600,000 / CHF 1,000,000 / SEK 7,000,000. Please contact us or refer to the most up to date Prospectus for details of minimum investment amounts in other currencies.

This marketing document is exclusively for use by Professional Clients and Financial Advisers in Continental Europe and Qualified Investors in Switzerland. This document is not for consumer use, please do not redistribute. For the purpose of the distribution of this document Continental Europe is defined as Austria, Switzerland, Germany, Spain, Finland, France, Italy, Luxembourg, Netherlands, Norway, Sweden. Data as at 31 January 2018, unless otherwise stated. This document is marketing material and is not intended as a recommendation to invest in any particular asset class, security or strategy. Regulatory requirements that require impartiality of investment/investment strategy recommendations are therefore not applicable nor are any prohibitions to trade before publication. The information provided is for illustrative purposes only, it should not be relied upon as recommendations to buy or sell securities. By accepting this document, you consent to communicate with us in English, unless you inform us otherwise.

On 08 June 2017 the name of the fund was changed from Invesco Emerging Market Quantitative Equity Fund to Invesco Emerging Market Structured Equity Fund. The objective of the fund and reference index also changed. Previous Benchmark: MSCI Emerging Markets Index-ND. Past performance is not a guide to future returns. Where individuals or the business have expressed opinions, they are based on current market conditions, they may differ from those of other investment professionals and are subject to change without notice and are not to be construed as investment advice. This marketing document is not an invitation to subscribe for shares in the fund and is by way of information only, it should not be considered financial advice. This does not constitute an offer or solicitation by anyone in any jurisdiction in which such an offer is not authorised or to any person to whom it is unlawful to make such an offer or solicitation. Persons interested in acquiring the fund should inform themselves as to (i) the legal requirements in the countries of their nationality, residence, ordinary residence or domicile; (ii) any foreign exchange controls and (iii) any relevant tax consequences. As with all investments, there are associated risks. This document is by way of information only. Asset management services are provided by Invesco in accordance with appropriate local legislation and regulations. The fund is available only in jurisdictions where its promotion and sale is permitted. Not all share classes of this fund may be available for public sale in all jurisdictions and not all share classes are the same nor do they necessarily suit every investor. Fee structure and minimum investment levels may vary dependent on share class chosen. Please check the most recent version of the fund prospectus in relation to the criteria for the individual share classes and contact your local Invesco office for full details of the fund registration status in your jurisdiction. Forecasts are not reliable indicators of future performance. The ongoing charges figure is based on annualised expenses for the period ending 31/08/2016. This figure may vary from year to year. It excludes portfolio transaction costs except in the case of an entry or exit charge paid by the Fund when buying or selling shares/units in another fund. For more information on our funds, please refer to the most up to date relevant fund and share class-specific Key Investor Information Documents, the latest Annual or Interim Reports and the latest Prospectus, and constituent documents. This information is available using the contact details of the issuer and is without charge. Further information on our products is available using the contact details shown. Subscriptions of shares are only accepted on the basis of the most up to date legal offering documents. The legal offering documents (fund & share class specific Key Investor Information Document, prospectus, annual and semi-annual reports, articles and trustee deed) are available free of charge with your local Invesco representative or on our website [www.invescoeurope.com](http://www.invescoeurope.com).

© 2018 Morningstar. All rights reserved. The information contained herein: (1) is proprietary to Morningstar and/or its content providers; (2) may not be copied or distributed; and (3) is not warranted to be accurate, complete or timely. Neither Morningstar nor its content providers are responsible for any damages or losses arising from any use of this information.

**Additional information for Financial Intermediaries in the United States:** This document is intended for distribution to US financial intermediaries for informational purposes and in relation to their activities with offshore clients only. The Funds are not registered under any US securities law, and may not be offered or sold directly or indirectly in the US, its territories or possessions, nor to any US persons, citizens or residents. The Fund must not be marketed on US soil. This does not constitute a recommendation of any investment strategy or product for a particular investor. Investors should consult a financial professional before making any investment decisions. Issued in the US by Invesco Distributors, Inc., 11 Greenway Plaza, Suite 1000, Houston, Texas 77046, USA. Invesco Distributors, Inc. is the appointed US sub-distributor of the Invesco Funds, SICAV or Invesco Fund Series 1-6. All entities are indirect, wholly owned subsidiaries of Invesco Ltd.

---

# Invesco Emerging Market Structured Equity Fund

## C-Acc Shares

31 January 2018

---

### Important Information

**Additional information for Austria:** Issued in Austria by Invesco Asset Management Österreich - Zweigniederlassung der Invesco Asset Management Deutschland GmbH. The legal offering documents are available free of charge from the issuer of this document: Invesco Asset Management Österreich - Zweigniederlassung der Invesco Asset Management Deutschland GmbH, Rotenturmstrasse 16 - 18, 1010 Vienna as well as at Erste Bank der oesterreichischen Sparkassen AG, Graben 21, A-1010 Vienna acting as paying agent for funds registered for sale in Austria.

**Additional information for Finland:** Issued in Finland by Invesco Asset Management S.A., 16-18 rue de Londres, 75009 Paris, France.

**Additional information for France:** Issued in France by Invesco Asset Management S.A., 16-18 rue de Londres, 75009 Paris, France.

**Additional information for Germany:** Issued in Germany by Invesco Asset Management Deutschland GmbH. The legal offering documents are available free of charge from the issuer of this document: Invesco Asset Management Deutschland GmbH, An der Welle 5, D - 60322 Frankfurt am Main.

**Additional information for Italy:** Issued in Italy by Invesco Asset Management SA, Sede Secondaria, Via Bocchetto 6, 20123 Milan, Italy. The fund is registered in Italy for professional investors only and not for public distribution.

**Additional information for Luxembourg:** Issued in Luxembourg by Invesco Asset Management SA, 16-18 rue de Londres, 75009 Paris, France.

**Additional information for the Netherlands:** Issued in the Netherlands by Invesco Asset Management S.A. Dutch Branch, Vinoly Building, Claude Debussylaan 26, 1082 MD Amsterdam, The Netherlands, [www.invesco.nl](http://www.invesco.nl).

**Additional information for Norway:** Issued in Norway by Invesco Asset Management S.A., 16-18 rue de Londres, 75009 Paris, France.

**Additional information for Spain:** Issued in Spain by Invesco Asset Management S.A., Sucursal en España, C/ Goya 6 - 3º, 28001 Madrid, Spain.

**Additional information for Sweden:** Issued in Sweden by Invesco Asset Management S.A. Swedish Filial (France), Stureplan 4c, 4th floor, Stockholm 114 35, Sweden.

**Additional information for Switzerland:** Issued in Switzerland by Invesco Asset Management (Schweiz) AG, Talacker 34, CH-8001 Zurich, who acts as representative for the funds distributed in Switzerland. Paying agent for the funds distributed in Switzerland: BNP PARIBAS SECURITIES SERVICES, Paris, succursale de Zurich, Selnaustrasse 16, CH-8002 Zurich. The legal offering documents are available free of charge at our website and local language from the issuer of this document. The fund is domiciled in Luxembourg.