



# Invesco Emerging Market Corporate Bond Fund

## C-Acc Shares

30 April 2018

**This marketing document is exclusively for use by Qualified Investors in Switzerland and Professional Clients in Continental European countries as defined in the important information section. This document is not for consumer use, please do not redistribute. This document may also be used by financial intermediaries in the United States as defined in the important information section.**

### Summary of fund objective

The objective of the Fund is to achieve a high income yield and long-term capital appreciation by investing primarily in debt securities of emerging market corporate issuers. For the full objectives and investment policy please consult the current prospectus.

### Key facts



Michael Hyman  
Atlanta  
Managed fund since  
October 2016



Rashique Rahman  
Atlanta  
Managed fund since  
August 2015



Robert Turner  
Atlanta  
Managed fund since  
June 2017

### Share class launch

04 May 2011

### Original fund launch

04 May 2011

### Legal status

Luxembourg SICAV with UCITS status

### Share class currency

USD

### Share class type

Accumulation

### Fund size

USD 143.85 mn

### Reference index

JPM CEMBI Broad Diversified Index

### Bloomberg code

IEMCAU LX

### ISIN code

LU0607517579

### Settlement date

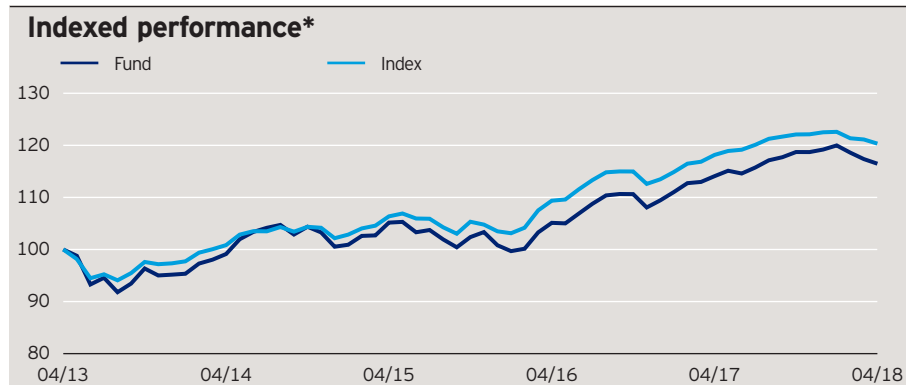
Trade Date + 3 Days

### Morningstar Rating™

★★★

### Quarterly fund commentary

Emerging markets (EM) corporate bonds returned -1.12% for the quarter, as measured by the J.P. Morgan CEMBI Broad Diversified Index. EM corporate spreads widened (an increase in the premium over government bonds that companies need to pay to borrow) 9 basis points (bps) to end the quarter at 241 bps. Ten year US Treasuries rose 23bps to end at the quarter 2.74%. Returns were negative across regions with Asia and Latin America the worst performers. High yield outperformed investment grade bonds due to the lower duration (sensitivity to changes in interest rates) of the segment. We believe the global backdrop of solid global growth, benign inflation and favourable financial conditions remains supportive for Emerging Markets assets. Furthermore, Emerging Markets macroeconomic fundamentals continue to see improved growth, which we see persisting over the next 3-6 months. We believe credit spreads have room to tighten (a reduction in the premium over government bonds that companies need to pay to borrow), although not likely not back to levels seen in late 2017. This is because we are seeing a process of 'normalization' for broader market volatility, from the arguably abnormal levels that persisted over 2017. We expect the more growth-sensitive high yield segments of the market to outperform in this environment. The most pertinent risk to our outlook would be resurgence in US inflation that asserts upward pressure on yields and the dollar.



The performance period shown here starts on the last day of the first indicated month and ends on the last day of the last indicated month.

### Cumulative performance\*

in %	YTD	1 month	1 year	3 years	5 years
Fund	-2.28	-0.76	2.10	10.76	16.47
Index	-1.78	-0.66	1.84	13.13	20.33

### Calendar year performance\*

in %	2013	2014	2015	2016	2017
Fund	-3.05	5.64	0.27	8.56	8.91
Index	-0.60	4.96	1.30	9.65	7.96

### Standardised rolling 12 month performance\*

in %	30.04.13	30.04.14	30.04.15	30.04.16	30.04.17
Fund	-0.87	6.08	-0.04	8.53	2.10
Index	0.84	5.47	2.83	8.04	1.84

Past performance is not a guide to future returns. The performance shown does not take account of the commissions and costs incurred on the issue and redemption of units.

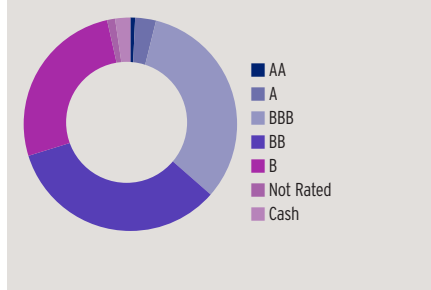
\*Source: © 2018 Morningstar. Indexed performance: Performance of an investment of 100 in share class currency. Gross income re-invested to 30 April 2018 unless otherwise stated. The figures do not reflect the entry charge payable by individual investors. All performance data on this factsheet is in the currency of the share class. Reference Index Source: Bloomberg.

# Invesco Emerging Market Corporate Bond Fund

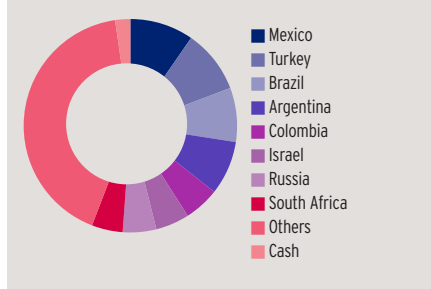
## C-Acc Shares

30 April 2018

Credit ratings of the fund in %\*



Geographical weightings of the fund in %\*



### NAV and fees

#### Current NAV

USD 14.46

#### 12 month price high

USD 14.93 (29/01/2018)

#### 12 month price low

USD 14.16 (10/07/2017)

#### Minimum investment <sup>1</sup>

USD 1,000,000

#### Entry charge

Up to 5.00%

#### Annual management fee

1.0%

#### Ongoing charges

1.21% (31/08/2017)

### Credit ratings\*

(average rating: BB)

in %	Fund	Index
AAA	0.0	0.1
AA	0.7	4.0
A	3.2	19.6
BBB	32.6	37.2
BB	33.8	20.7
B	26.3	12.7
CCC and Below	0.0	0.9
Not Rated	1.2	4.9
Cash	2.3	0.0

### Duration distribution\*

(average duration: 4.6)

in %	Fund	Index
Under 3 years	15.5	29.3
3-4 years	14.4	20.5
4-5 years	22.3	16.5
5-6 years	17.7	11.5
6+ years	30.2	22.3

### Sector weightings\*

in %	Fund	Index
Corporates	65.2	100.0
Quasi-Sovereign	24.1	0.0
Sovereign	5.7	0.0
Local Debt	2.7	0.0
Cash	2.3	0.0

### Yield %\*

Gross Current Yield	5.83
Gross Redemption Yield	6.24

### Geographical weightings\*

in %	Fund	Index
Mexico	9.6	4.4
Turkey	9.6	4.3
Brazil	8.2	5.7
Argentina	8.2	3.2
Colombia	5.4	4.1
Israel	5.1	3.2
Russia	5.1	4.2
South Africa	4.7	2.1
Others	41.9	68.8
Cash	2.3	0.0

### Maturity distribution\*

in %	Fund	Index
0-3 years	3.9	18.2
3-7 years	47.3	48.3
7-10 years	27.8	18.1
10-15 years	2.9	1.9
15+ years	13.1	13.5
Others	4.9	0.0

### Currency exposure\*

	%
US Dollar	97.3
Mexican Peso	0.8
South African Rand	0.6
Uruguayan Peso	0.6
New Turkish Lira	0.3
Dominican Peso	0.2
Indonesian Rupiah	0.2

# Invesco Emerging Market Corporate Bond Fund

## C-Acc Shares

30 April 2018

---

### Risk Warnings

The value of investments and any income will fluctuate (this may partly be the result of exchange rate fluctuations) and investors may not get back the full amount invested. Debt instruments are exposed to credit risk which is the ability of the borrower to repay the interest and capital on the redemption date. Changes in interest rates will result in fluctuations in the value of the fund. The fund uses derivatives (complex instruments) for investment purposes, which may result in the Fund being significantly leveraged and may result in large fluctuations in the value of the fund. The fund may invest in distressed securities which carry a significant risk of capital loss. As a large portion of the fund is invested in less developed countries, you should be prepared to accept significantly large fluctuations of the value of the fund. Investments in debt instruments which are of lower credit quality may result in large fluctuations in the value of the Fund.

---

### Important Information

<sup>1</sup>The minimum investment amounts are: USD 1,000,000 / EUR 800,000 / GBP 600,000 / CHF 1,000,000 / SEK 7,000,000. Please contact us or refer to the most up to date Prospectus for details of minimum investment amounts in other currencies.

**This marketing document is exclusively for use by Professional Clients and Financial Advisers in Continental Europe and Qualified Investors in Switzerland. This document is not for consumer use, please do not redistribute. For the purpose of the distribution of this document Continental Europe is defined as Austria, Switzerland, Germany, Spain, Finland, France, Italy, Liechtenstein, Luxembourg, Netherlands, Norway, Sweden. Data as at 30 April 2018, unless otherwise stated. This document is marketing material and is not intended as a recommendation to invest in any particular asset class, security or strategy. Regulatory requirements that require impartiality of investment/investment strategy recommendations are therefore not applicable nor are any prohibitions to trade before publication. The information provided is for illustrative purposes only, it should not be relied upon as recommendations to buy or sell securities. By accepting this document, you consent to communicate with us in English, unless you inform us otherwise.**

Past performance is not a guide to future returns. Where individuals or the business have expressed opinions, they are based on current market conditions, they may differ from those of other investment professionals and are subject to change without notice and are not to be construed as investment advice. This marketing document is not an invitation to subscribe for shares in the fund and is by way of information only, it should not be considered financial advice. This does not constitute an offer or solicitation by anyone in any jurisdiction in which such an offer is not authorised or to any person to whom it is unlawful to make such an offer or solicitation. Persons interested in acquiring the fund should inform themselves as to (i) the legal requirements in the countries of their nationality, residence, ordinary residence or domicile; (ii) any foreign exchange controls and (iii) any relevant tax consequences. As with all investments, there are associated risks. This document is by way of information only. Asset management services are provided by Invesco in accordance with appropriate local legislation and regulations. The fund is available only in jurisdictions where its promotion and sale is permitted. Not all share classes of this fund may be available for public sale in all jurisdictions and not all share classes are the same nor do they necessarily suit every investor. Fee structure and minimum investment levels may vary dependent on share class chosen. Please check the most recent version of the fund prospectus in relation to the criteria for the individual share classes and contact your local Invesco office for full details of the fund registration status in your jurisdiction. Forecasts are not reliable indicators of future performance. The ongoing charges figure is based on annualised expenses for the period ending 31/08/2017. This figure may vary from year to year. It excludes portfolio transaction costs except in the case of an entry or exit charge paid by the Fund when buying or selling shares/units in another fund. For more information on our funds, please refer to the most up to date relevant fund and share class-specific Key Investor Information Documents, the latest Annual or Interim Reports and the latest Prospectus, and constituent documents. This information is available using the contact details of the issuer and is without charge. Further information on our products is available using the contact details shown. The yields shown are expressed as a % per annum of the current NAV of the fund. They are an estimate for the next 12 months, assuming that the fund's portfolio remains unchanged and there are no defaults or deferrals of coupon payments or capital repayments. Cash income is estimated coupons from bonds. The gross current yield is an indication of the expected cash income over the next 12 months. The estimated gross redemption yield is a longer-term picture indicating expected annual total return. This means that in addition to expected cash income, it includes the amortised annual value of unrealised capital gains or losses of bond holdings currently held by the fund, calculated with reference to their current market price and expected redemption value made upon maturity of the bonds. Neither of the yields is guaranteed. Nor do they reflect the fund charges or the entry charge of the fund. Investors may be subject to tax on distributions. Subscriptions of shares are only accepted on the basis of the most up to date legal offering documents. The legal offering documents (fund & share class specific Key Investor Information Document, prospectus, annual and semi-annual reports, articles and trustee deed) are available free of charge with your local Invesco representative or on our website [www.invescoeurope.com](http://www.invescoeurope.com).

© 2018 Morningstar. All rights reserved. The information contained herein: (1) is proprietary to Morningstar and/or its content providers; (2) may not be copied or distributed; and (3) is not warranted to be accurate, complete or timely. Neither Morningstar nor its content providers are responsible for any damages or losses arising from any use of this information.

**Additional information for Financial Intermediaries in the United States:** This document is intended for distribution to US financial intermediaries for informational purposes and in relation to their activities with offshore clients only. The Funds are not registered under any US securities law, and may not be offered or sold directly or indirectly in the US, its territories or possessions, nor to any US persons, citizens or residents. The Fund must not be marketed on US soil. This does not constitute a recommendation of any investment strategy or product for a particular investor. Investors should consult a financial professional before making any investment decisions. Issued in the US by Invesco Distributors, Inc., 11 Greenway Plaza, Suite 1000, Houston, Texas 77046, USA. Invesco Distributors, Inc. is the appointed US sub-distributor of the Invesco Funds, SICAV or Invesco Fund Series 1-6. All entities are indirect, wholly owned subsidiaries of Invesco Ltd.

---

# Invesco Emerging Market Corporate Bond Fund

## C-Acc Shares

30 April 2018

---

### Important Information

**Additional information for Austria:** Issued in Austria by Invesco Asset Management Österreich - Zweigniederlassung der Invesco Asset Management Deutschland GmbH. The legal offering documents are available free of charge from the issuer of this document: Invesco Asset Management Österreich - Zweigniederlassung der Invesco Asset Management Deutschland GmbH, Rotenturmstrasse 16 - 18, 1010 Vienna as well as at Erste Bank der oesterreichischen Sparkassen AG, Graben 21, A-1010 Vienna acting as paying agent for funds registered for sale in Austria.

**Additional information for Finland:** Issued in Finland by Invesco Asset Management S.A., 16-18 rue de Londres, 75009 Paris, France.

**Additional information for France:** Issued in France by Invesco Asset Management S.A., 16-18 rue de Londres, 75009 Paris, France.

**Additional information for Germany:** Issued in Germany by Invesco Asset Management Deutschland GmbH. The legal offering documents are available free of charge from the issuer of this document: Invesco Asset Management Deutschland GmbH, An der Welle 5, D - 60322 Frankfurt am Main.

**Additional information for Italy:** Issued in Italy by Invesco Asset Management SA, Sede Secondaria, Via Bocchetto 6, 20123 Milan, Italy. The fund is registered in Italy for professional investors only and not for public distribution.

**Additional information for Liechtenstein:** Issued in Liechtenstein by Invesco Asset Management (Schweiz) AG, Talacker 34, 8001 Zurich, Switzerland. Paying agent in Liechtenstein is LGT Bank AG, Herrengasse 12, 9490 Vaduz. The KIID and Prospectus are available in German as well as English language on [www.fundinfo.com](http://www.fundinfo.com).

**Additional information for Luxembourg:** Issued in Luxembourg by Invesco Asset Management SA, 16-18 rue de Londres, 75009 Paris, France.

**Additional information for the Netherlands:** Issued in the Netherlands by Invesco Asset Management S.A. Dutch Branch, Vinoly Building, Claude Debussylaan 26, 1082 MD Amsterdam, The Netherlands, [www.invesco.nl](http://www.invesco.nl).

**Additional information for Norway:** Issued in Norway by Invesco Asset Management S.A., 16-18 rue de Londres, 75009 Paris, France.

**Additional information for Spain:** Issued in Spain by Invesco Asset Management S.A., Sucursal en España, C/ Goya 6 - 3º, 28001 Madrid, Spain.

**Additional information for Sweden:** Issued in Sweden by Invesco Asset Management S.A. Swedish Filial (France), Stureplan 4c, 4th floor, Stockholm 114 35, Sweden.

**Additional information for Switzerland:** Issued in Switzerland by Invesco Asset Management (Schweiz) AG, Talacker 34, CH-8001 Zurich, who acts as representative for the funds distributed in Switzerland. Paying agent for the funds distributed in Switzerland: BNP PARIBAS SECURITIES SERVICES, Paris, succursale de Zurich, Selnaustrasse 16, CH-8002 Zurich. The legal offering documents are available free of charge at our website and local language from the issuer of this document. The fund is domiciled in Luxembourg.