



Invesco Emerging Market Corporate Bond Fund

E (EUR Hgd)-MD Shares

31 March 2018

This marketing document is exclusively for use by Qualified Investors in Switzerland and Professional Clients in Continental European countries as defined in the important information section. This document is not for consumer use, please do not redistribute.

Summary of fund objective

The objective of the Fund is to achieve a high income yield and long-term capital appreciation by investing primarily in debt securities of emerging market corporate issuers. For the full objectives and investment policy please consult the current prospectus.

Key facts



Michael Hyman
Atlanta
Managed fund since
October 2016



Rashique Rahman
Atlanta
Managed fund since
August 2015



Robert Turner
Atlanta
Managed fund since
June 2017

Share class launch

23 July 2014

Original fund launch

04 May 2011

Legal status

Luxembourg SICAV with UCITS status

Share class currency

EUR

Share class type

Income

Fund size

USD 151.55 mn

Reference index

JPM CEMBI Broad Diversified Index

Bloomberg code

IEEIMDE LX

ISIN code

LU1075208642

Settlement date

Trade Date + 3 Days

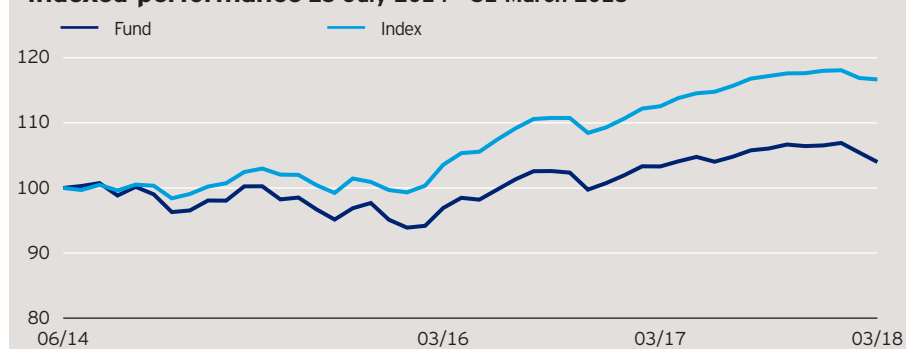
Morningstar Rating™

★★★

Quarterly fund commentary

Emerging markets (EM) corporate bonds returned -1.12% for the quarter, as measured by the J.P. Morgan CEMBI Broad Diversified Index. EM corporate spreads widened (an increase in the premium over government bonds that companies need to pay to borrow) 9 basis points (bps) to end the quarter at 241 bps. Ten year US Treasuries rose 23bps to end at the quarter 2.74%. Returns were negative across regions with Asia and Latin America the worst performers. High yield outperformed investment grade bonds due to the lower duration (sensitivity to changes in interest rates) of the segment. We believe the global backdrop of solid global growth, benign inflation and favourable financial conditions remains supportive for Emerging Markets assets. Furthermore, Emerging Markets macroeconomic fundamentals continue to see improved growth, which we see persisting over the next 3-6 months. We believe credit spreads have room to tighten (a reduction in the premium over government bonds that companies need to pay to borrow), although not likely not back to levels seen in late 2017. This is because we are seeing a process of 'normalization' for broader market volatility, from the arguably abnormal levels that persisted over 2017. We expect the more growth-sensitive high yield segments of the market to outperform in this environment. The most pertinent risk to our outlook would be resurgence in US inflation that asserts upward pressure on yields and the dollar.

Indexed performance 23 July 2014 - 31 March 2018*



Each period starts at the end of the indicated month. The first indicated month may not represent a full month and may start only on the launch/restructuring date indicated in the headline.

Cumulative performance*

in %	YTD	1 month	1 year	3 years	Since inception
Fund	-2.39	-1.38	0.66	6.05	3.99
Index	-1.12	-0.19	3.66	15.83	16.67

Calendar year performance*

in %	2013	2014	2015	2016	2017
Fund	-	-	-1.22	5.91	5.75
Index	-	-	1.30	9.65	7.96

Standardised rolling 12 month performance**

in %	31.03.13	31.03.14	31.03.15	31.03.16	31.03.17
	31.03.14	31.03.15	31.03.16	31.03.17	31.03.18
Fund	-	-	-1.15	6.58	0.66
Index	-	-	2.81	8.69	3.66

Past performance is not a guide to future returns. The performance shown does not take account of the commissions and costs incurred on the issue and redemption of units.

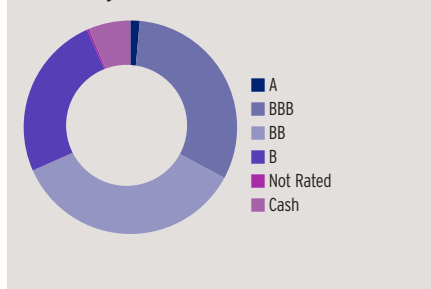
*Source: © 2018 Morningstar. Indexed performance: Performance of an investment of 100 in share class currency. Gross income re-invested to 31 March 2018 unless otherwise stated. The figures do not reflect the entry charge payable by individual investors. **Gross income re-invested to 31 March 2018. All performance data on this factsheet is in the currency of the share class, apart from the index performance which is shown in USD. Reference Index Source: Bloomberg.

Invesco Emerging Market Corporate Bond Fund

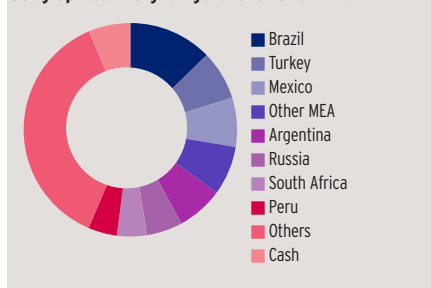
E (EUR Hgd)-MD Shares

31 March 2018

Credit ratings of the fund in %*



Geographical weightings of the fund in %*



NAV and fees

Current NAV

EUR 8.99

12 month price high

EUR 9.39 (13/09/2017)

12 month price low

EUR 8.99 (27/03/2018)

Minimum investment ¹

EUR 500

Entry charge

Up to 3.00%

Annual management fee

2.0%

Ongoing charges

2.31% (31/08/2017)

Credit ratings*

(average rating: BB)

in %	Fund	Index
AAA	0.0	0.1
AA	0.0	3.4
A	1.4	20.2
BBB	31.5	37.3
BB	35.5	21.8
B	25.0	11.4
CCC and Below	0.0	0.9
Not Rated	0.3	5.0
Cash	6.3	0.0

Duration distribution*

(average duration: 4.5)

in %	Fund	Index
Under 3 years	16.9	30.3
3-4 years	13.6	19.3
4-5 years	21.5	16.6
5-6 years	13.4	11.6
6+ years	34.6	22.2

Sector weightings*

in %	Fund	Index
Corporates	60.4	100.0
Quasi-Sovereign	25.7	0.0
Sovereign	6.1	0.0
Local Debt	1.5	0.0
Cash	6.3	0.0

Yield %*

Gross Current Yield	5.81
Gross Redemption Yield	6.00

Geographical weightings*

in %	Fund	Index
Brazil	12.7	5.8
Turkey	7.5	4.3
Mexico	7.5	4.4
Other MEA	7.5	7.3
Argentina	7.0	3.2
Russia	5.5	4.3
South Africa	4.5	2.1
Peru	4.4	3.8
Others	37.3	64.7
Cash	6.3	0.0

Maturity distribution*

in %	Fund	Index
0-3 years	8.2	17.8
3-7 years	44.5	48.3
7-10 years	27.4	18.2
10-15 years	4.5	1.9
15+ years	12.8	13.8
Others	2.6	0.0

Invesco Emerging Market Corporate Bond Fund

E (EUR Hgd)-MD Shares

31 March 2018

Risk Warnings

The value of investments and any income will fluctuate (this may partly be the result of exchange rate fluctuations) and investors may not get back the full amount invested. Debt instruments are exposed to credit risk which is the ability of the borrower to repay the interest and capital on the redemption date. Changes in interest rates will result in fluctuations in the value of the fund. The fund will invest in derivatives (complex instruments) which will result in the fund being leveraged and may result in large fluctuations in the value of the fund. The fund may invest in distressed securities which carry a significant risk of capital loss. As a large portion of the fund is invested in less developed countries, you should be prepared to accept significantly large fluctuations of the value of the fund. The fund may hold a large amount of debt instruments which are of lower credit quality and may result in large fluctuations in the value of the fund.

Important Information

¹The minimum investment amounts are: EUR 500 / USD 650 / GBP 400 / CHF 650 / SEK 4,500. Please contact us or refer to the most up to date Prospectus for details of minimum investment amounts in other currencies.

This marketing document is exclusively for use by Professional Clients and Financial Advisers in Continental Europe and Qualified Investors in Switzerland. This document is not for consumer use, please do not redistribute. For the purpose of the distribution of this document Continental Europe is defined as Switzerland, France, Italy, Luxembourg, Portugal. Data as at 31 March 2018, unless otherwise stated. This document is marketing material and is not intended as a recommendation to invest in any particular asset class, security or strategy. Regulatory requirements that require impartiality of investment/investment strategy recommendations are therefore not applicable nor are any prohibitions to trade before publication. The information provided is for illustrative purposes only, it should not be relied upon as recommendations to buy or sell securities. By accepting this document, you consent to communicate with us in English, unless you inform us otherwise.

Past performance is not a guide to future returns. Where individuals or the business have expressed opinions, they are based on current market conditions, they may differ from those of other investment professionals and are subject to change without notice and are not to be construed as investment advice. This marketing document is not an invitation to subscribe for shares in the fund and is by way of information only, it should not be considered financial advice. This does not constitute an offer or solicitation by anyone in any jurisdiction in which such an offer is not authorised or to any person to whom it is unlawful to make such an offer or solicitation. Persons interested in acquiring the fund should inform themselves as to (i) the legal requirements in the countries of their nationality, residence, ordinary residence or domicile; (ii) any foreign exchange controls and (iii) any relevant tax consequences. As with all investments, there are associated risks. This document is by way of information only. Asset management services are provided by Invesco in accordance with appropriate local legislation and regulations. The fund is available only in jurisdictions where its promotion and sale is permitted. Not all share classes of this fund may be available for public sale in all jurisdictions and not all share classes are the same nor do they necessarily suit every investor. Fee structure and minimum investment levels may vary dependent on share class chosen. Please check the most recent version of the fund prospectus in relation to the criteria for the individual share classes and contact your local Invesco office for full details of the fund registration status in your jurisdiction. Forecasts are not reliable indicators of future performance. The ongoing charges figure is based on annualised expenses for the period ending 31/08/2017. This figure may vary from year to year. It excludes portfolio transaction costs except in the case of an entry or exit charge paid by the Fund when buying or selling shares/units in another fund. For more information on our funds, please refer to the most up to date relevant fund and share class-specific Key Investor Information Documents, the latest Annual or Interim Reports and the latest Prospectus, and constituent documents. This information is available using the contact details of the issuer and is without charge. Further information on our products is available using the contact details shown. The yields shown are expressed as a % per annum of the current NAV of the fund. They are an estimate for the next 12 months, assuming that the fund's portfolio remains unchanged and there are no defaults or deferrals of coupon payments or capital repayments. Cash income is estimated coupons from bonds. The gross current yield is an indication of the expected cash income over the next 12 months. The estimated gross redemption yield is a longer-term picture indicating expected annual total return. This means that in addition to expected cash income, it includes the amortised annual value of unrealised capital gains or losses of bond holdings currently held by the fund, calculated with reference to their current market price and expected redemption value made upon maturity of the bonds. Neither of the yields is guaranteed. Nor do they reflect the fund charges or the entry charge of the fund. Investors may be subject to tax on distributions. Subscriptions of shares are only accepted on the basis of the most up to date legal offering documents. The legal offering documents (fund & share class specific Key Investor Information Document, prospectus, annual and semi-annual reports, articles and trustee deed) are available free of charge with your local Invesco representative or on our website www.invescoeurope.com.

© 2018 Morningstar. All rights reserved. The information contained herein: (1) is proprietary to Morningstar and/or its content providers; (2) may not be copied or distributed; and (3) is not warranted to be accurate, complete or timely. Neither Morningstar nor its content providers are responsible for any damages or losses arising from any use of this information.

Invesco Emerging Market Corporate Bond Fund

E (EUR Hgd)-MD Shares

31 March 2018

Important Information

Additional information for France: Issued in France by Invesco Asset Management S.A., 16-18 rue de Londres, 75009 Paris, France.

Additional information for Italy: Issued in Italy by Invesco Asset Management SA, Sede Secondaria, Via Bocchetto 6, 20123 Milan, Italy. The fund is registered in Italy for professional investors only and not for public distribution.

Additional information for Luxembourg: Issued in Luxembourg by Invesco Asset Management SA, 16-18 rue de Londres, 75009 Paris, France.

Additional information for Portugal: Issued in Portugal by Invesco Asset Management S.A., 16-18 rue de Londres, 75009 Paris, France.

Additional information for Switzerland: Issued in Switzerland by Invesco Asset Management (Schweiz) AG, Talacker 34, CH-8001 Zurich, who acts as representative for the funds distributed in Switzerland. Paying agent for the funds distributed in Switzerland: BNP PARIBAS SECURITIES SERVICES, Paris, succursale de Zurich, Selnaustrasse 16, CH-8002 Zurich. The legal offering documents are available free of charge at our website and local language from the issuer of this document. The fund is domiciled in Luxembourg.