



Invesco Emerging Local Currencies Debt Fund

A-FixMD Shares

30 September 2015

This marketing document is exclusively for use by Qualified Investors in Switzerland and Professional Clients in Continental European countries where this specific fund's share class is registered for sale. This document is not for consumer use, please do not redistribute.

Summary of fund objective

The objective of the Fund is to achieve long-term capital growth and high income. The Fund will invest at least two thirds of its total assets (after deduction of ancillary liquid assets) in a flexible allocation of, debt securities (including corporate bonds, and bonds issued by supranational organisations) and financial derivative instruments which are denominated in the currency of emerging market countries. For the full objectives and investment policy please consult the current prospectus.

Key facts



Joseph Portera
Atlanta
Managed fund since
September 2013



Rashique Rahman
Atlanta
Managed fund since
March 2015



Avi Hooper
Atlanta
Managed fund since
August 2015



Jorge Ordonez
Atlanta
Managed fund since
August 2015

Share class launch

14 December 2006

Original fund launch ¹

14 December 2006

Legal status

Luxembourg SICAV with UCITS status

Share class currency

USD

Share class type

Income

Fund size

USD 372.52 mn

Fixed distribution rate

6.25%

Reference index

JP Morgan GBI-EM Global Diversified Composite

Bloomberg code

INELCAI LX

ISIN code

LU0275062080

Settlement date

Trade Date + 3 Days

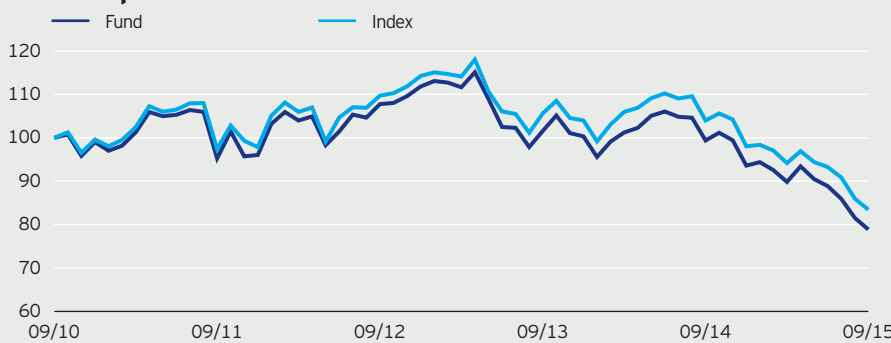
Morningstar Rating™

★★★

Quarterly fund commentary

Emerging market local currency bonds fell during the quarter. Emerging market local currency bond yields rose 30 basis points to end the quarter at 7.09%. Returns were negative in local currency terms as emerging market currencies sold off versus the US dollar and Euro. China's economic slowdown and devaluation of the yuan pressured the global economy and markets in the third quarter. Trade slumped, commodity prices and emerging markets bonds and equities fell in value, the US dollar strengthened, while US treasuries rallied. Markets with higher sensitivities to commodity markets, dependence on trade with China, and weak balance sheets underperformed in the quarter. Sub Saharan commodity producers, oil exporters in Latin America were represented heavily in this category. Malaysia and Brazil, mired in a political scandal and economic weakness underperformed in the quarter. Sentiment toward emerging Europe was supported by European Central Bank quantitative easing, cyclical recovery in developed economies, relatively low dependence on China, and lower oil and commodity prices. We expect volatility levels to remain elevated into the fourth quarter as uncertainty around the timing of the US Federal Reserve's first hike in interest rates, health of the US economy; and slowdown in China's economic growth impedes confidence in risk assets.

Indexed performance*



Cumulative performance*

in %	YTD	1 month	1 year	3 years	5 years
Fund	-15.74	-3.29	-20.65	-26.82	-21.13
Index	-14.91	-2.97	-19.77	-23.95	-16.56

Calendar year performance*

in %	2010	2011	2012	2013	2014
Fund	12.82	-3.01	16.42	-10.27	-6.71
Index	15.68	-1.75	16.76	-8.98	-5.72

Standardised rolling 12 month performance**

in %	30.09.10	30.09.11	30.09.12	30.09.13	30.09.14	30.09.15
Fund	-4.74	13.14	-5.75	-2.14	-20.65	

The standardised past performance information is updated on a quarterly basis. Should you require up-to-date past performance information this is available on our website www.invescoeuropa.com or by contacting us.

Past performance is not a guide to future returns. The performance shown does not take account of the commissions and costs incurred on the issue and redemption of units.

* (Source: © 2015 Morningstar) Mid to mid, gross income re-invested to 30 September 2015 unless otherwise stated. The figures do not reflect the entry charge payable by individual investors. **Mid to mid, gross income re-invested to 30 September 2015. All performance data on this factsheet is in the currency of the share class. Reference Index Source: Factset.

Invesco Emerging Local Currencies Debt Fund

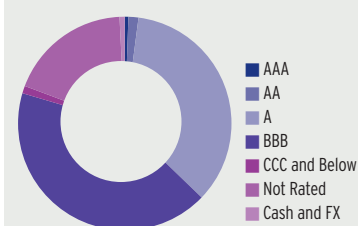
A-FixMD Shares

30 September 2015

Currency exposure & duration weight*

	Fund in %	Index in %	Hedge in %	Currency in %	WDR (Fund)	WDR (Index)
MXN	14.02	10.00	0.48	14.50	0.90	0.55
BRL	9.65	10.00	-1.46	8.19	0.24	0.28
TRY	9.58	9.72	0.00	9.58	0.32	0.36
ZAR	8.54	10.00	1.39	9.93	0.49	0.68
IDR	8.31	8.59	0.00	8.31	0.56	0.53
INR	7.61	0.00	1.16	8.77	0.41	0.00
MYR	7.49	9.48	0.00	7.49	0.34	0.48
PLN	6.72	10.00	6.06	12.78	0.52	0.43
Other	28.03	32.21	-7.59	20.44	1.55	1.54
Total	99.95	100.00	0.05	100.00	5.33	4.84

Credit ratings of the fund in %*



Credit ratings*

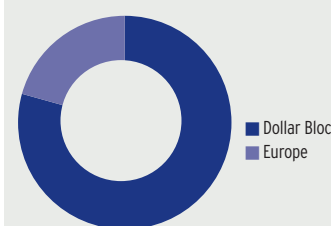
(average rating: BBB+)

in %	Fund	Index
AAA	0.5	0.0
AA	1.5	0.1
A	35.2	39.8
BBB	42.4	58.6
BB	0.0	0.8
CCC and Below	1.1	0.0
Not Rated	18.5	0.7
Cash and FX	0.8	0.0

Currency exposure*

in %	Fund	Index
Dollar Bloc	79.3	81.0
Europe	20.7	19.0

Currency exposure of the fund in %*



Weighted average duration*

in years	Fund	Index
Dollar Bloc	4.4	0.9
Europe	4.1	0.8

Yield %*

Gross Current Yield	6.82
Gross Redemption Yield	7.34

NAV and fees

Current NAV

USD 6.76

12 month price high

USD 9.16 (31/10/2014)

12 month price low

USD 6.71 (29/09/2015)

Minimum investment ²

USD 1,500

Entry charge

Up to 5.00%

Annual management fee

1.5%

Ongoing charges

1.89% (31/08/2014)

3 year characteristics**

Alpha	-1.08
Beta	1.02
Correlation	0.98
Information ratio	-0.68
Sharpe ratio	-0.94
Tracking error in %	1.87
Volatility in %	10.57

For detailed information about the 3 year characteristics please see <http://www.invescoeuropa.com/CE/Glossary.pdf>.

Invesco Emerging Local Currencies Debt Fund

A-FixMD Shares

30 September 2015

Risk Warnings

The value of investments and any income will fluctuate (this may partly be the result of exchange rate fluctuations) and investors may not get back the full amount invested. The fund will invest in derivatives (complex instruments) which will be leveraged and which may result in large fluctuations in the value of the fund. As a large portion of the fund is invested in less developed countries, you should be prepared to accept significantly large fluctuations of the value of the fund. The fund may hold a significant amount of debt instruments which are of lower credit quality and may result in large fluctuations of the value of the fund. You will find a list of the full holdings of this fund on <http://www.invescoglobalproducts.com/portal/site/gpr>. The risks described herein are the fund specific material risks. For more information please consult the current fund and share class specific Key Investor Information Document (KIID) and for a complete set of risks the current prospectus. If you are unsure of any of these risks please contact your advisor.

Important Information

¹The original fund launch date in this factsheet is identical with the fund launch date on the KIID.

²The minimum investment amounts are: USD 1,500 / EUR 1,000 / GBP 1,000 / CHF 1,500 / SEK 10,000.

Please contact us or refer to the most up to date Prospectus for details of minimum investment amounts in other currencies.

This share class may not be registered in all countries and dissemination is subject to prior verification of registration status.

This marketing document is exclusively for use by Professional Clients and Financial Advisers in Continental Europe and Qualified Investors in Switzerland. This document is not for consumer use, please do not redistribute. Data as at 30 September 2015, unless otherwise stated.

If the fund's investments do not generate sufficient income, the fixed distribution rate may be reduced. A portion or all of the fees and expenses payable by and attributable to the fixed distribution share classes may be charged against capital in order to ensure there is sufficient income to meet the fixed distribution payments. Investors should note that the charging of fees to capital in this manner will result in capital erosion and constrain future capital growth for such share classes. Effective 1st of March 2015, the distribution rate is set at 6.25%. Past performance is not a guide to future returns. Where Invesco has expressed views and opinions, these may change. If investors are unsure if this product is suitable for them, they should seek advice from a financial adviser. **The 12 month high/low price figure calculation is taking the complete last 12 months into account including non-pricing days. The first day of the calculation period might be a non-pricing day with the highest or lowest valid price in the last 12 months. On non-pricing days, the price of the previous pricing-day is utilised to calculate the 12 month high/low price figure.** The distribution and the offering of the fund or its share classes in certain jurisdictions may be restricted by law. Persons into whose possession this document may come are required to inform themselves about and to comply with any relevant restrictions. This does not constitute an offer or solicitation by anyone in any jurisdiction in which such an offer is not authorised or to any person to whom it is unlawful to make such an offer or solicitation. Persons interested in acquiring the fund should inform themselves as to (i) the legal requirements in the countries of their nationality, residence, ordinary residence or domicile; (ii) any foreign exchange controls and (iii) any relevant tax consequences. As with all investments, there are associated risks. This document is by way of information only. Asset management services are provided by Invesco in accordance with appropriate local legislation and regulations. The fund is available only in jurisdictions where its promotion and sale is permitted. Forecasts are not reliable indicators of future performance. The forecasts and market outlook presented in this material reflect subjective judgments and assumptions of the investment manager or its delegate and unexpected events may occur. There can be no assurance that developments will transpire as forecasted in this presentation. Where securities are mentioned in this document they do not necessarily represent a specific portfolio holding and do not constitute a recommendation to purchase, hold or sell. The ongoing charges figure is based on annualised expenses for the period ending 31/08/2014. This figure may vary from year to year. It excludes portfolio transaction costs except in the case of an entry or exit charge paid by the Fund when buying or selling shares/units in another fund. Please refer to the most up to date relevant fund and share class-specific Key Investor Information Document for more information on our funds. Further information on our products is available using the contact details shown. The yields shown are expressed as a % per annum of the current NAV of the fund. They are an estimate for the next 12 months, assuming that the fund's portfolio remains unchanged and there are no defaults or deferrals of coupon payments or capital repayments. Cash income is estimated coupons from bonds. The gross current yield is an indication of the expected cash income over the next 12 months. The estimated gross redemption yield is a longer-term picture indicating expected annual total return. This means that in addition to expected cash income, it includes the amortised annual value of unrealised capital gains or losses of bond holdings currently held by the fund, calculated with reference to their current market price and expected redemption value made upon maturity of the bonds. Neither of the yields is guaranteed. Nor do they reflect the fund charges or the entry charge of the fund. Investors may be subject to tax on distributions. This document is issued in Switzerland by Invesco Asset Management (Schweiz) AG. Subscriptions of shares are only accepted on the basis of the most up to date legal offering documents. The legal offering documents (fund and share class specific Key Investor Information Document, prospectus, annual and semi-annual reports, articles and trustee deed) are available free of charge from the issuers: Invesco Asset Management (Schweiz) AG, Talacker 34, CH-8001 Zürich, who acts as representative for the funds distributed in Switzerland. Paying agent for the funds distributed in Switzerland: BNP PARIBAS SECURITIES SERVICES, Paris, succursale de Zurich, Selnaustrasse 16; CH - 8002 Zürich. The fund is domiciled in Luxembourg.

© 2015 Morningstar. All rights reserved. The information contained herein: (1) is proprietary to Morningstar and/or its content providers; (2) may not be copied or distributed; and (3) is not warranted to be accurate, complete or timely. Neither Morningstar nor its content providers are responsible for any damages or losses arising from any use of this information.