

# Invesco Emerging Local Currencies Debt Fund

## E-Acc Shares

31 January 2019

**This marketing document is exclusively for use by Qualified Investors in Switzerland and Professional Clients in Continental European countries as defined in the important information section. This document is not for consumer use, please do not redistribute.**

### Summary of fund objective

The objective of the Fund is to achieve long-term capital growth and high income. The Fund will invest at least two thirds of its total assets in a flexible allocation of cash, debt securities (including corporate bonds, and bonds issued by supranational organisations) and financial derivative instruments which are denominated in the currency of emerging market countries. For the full objectives and investment policy please consult the current prospectus.

### Key facts



**Michael Hyman**  
Atlanta  
Managed fund since  
October 2016



**Rashique Rahman**  
Atlanta  
Managed fund since  
March 2015

**Share class launch**  
14 December 2006

**Original fund launch**  
14 December 2006

**Legal status**  
Luxembourg SICAV with UCITS status

**Share class currency**  
EUR

**Share class type**  
Accumulation

**Fund size**  
USD 325.73 mn

**Reference index**  
JP Morgan GBI-EM Global Diversified  
Composite

**Bloomberg code**  
INELCEI LX

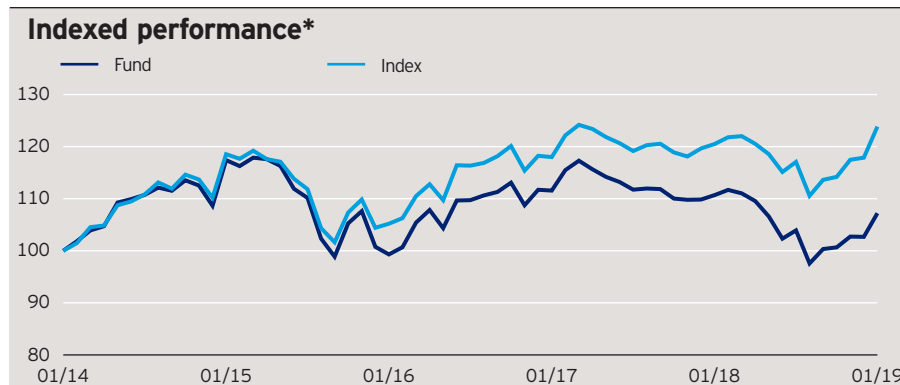
**ISIN code**  
LU0275060464

**Settlement date**  
Trade Date + 3 Days

**Morningstar Rating™**  
★★

### Quarterly fund commentary

Emerging market local currency bonds returned 2.11% for the quarter, as measured by the J.P. Morgan GBI-EM Global Diversified Index. The index yield ended the period at 6.46%. Returns in local currency terms were positive for the quarter while EMFX depreciated versus USD and EUR. Broad commodities were lower for the period driven by energy and industrial metals prices. The dollar was stronger against global currencies on a trade weighted basis and versus a basket of EM currencies. We believe country growth differentials will favour EM in 2019. EM currencies may stand to benefit from a pricing in of US growth moderation versus the rest of the world as this may weaken the US dollar. For EM local rates we see excess inflation risk premium in a number of EM local yield curves, which, if coupled with currency stability could lead to favourable gains for EM local assets in 2019, in contrast to the volatility experienced in 2018. EM local assets therefore have the potential to outperform EM credit in our view, especially in early 2019 as markets may tend to price in "peak growth".



The performance period shown here starts on the last day of the first indicated month and ends on the last day of the last indicated month.

### Cumulative performance\*

in %	YTD	1 month	1 year	3 years	5 years
Fund	4.42	4.42	-3.14	7.97	7.21
Index	5.06	5.06	2.78	17.73	23.85

### Calendar year performance\*

in %	2014	2015	2016	2017	2018
Fund	5.13	-7.27	10.87	-1.68	-6.53
Index	7.37	-5.23	13.23	1.20	-1.48

### Standardised rolling 12 month performance\*

in %	31.01.14	31.01.15	31.01.16	31.01.17	31.01.18
Fund	17.41	-15.42	12.35	-0.78	-3.14
Index	18.54	-11.26	12.17	2.13	2.78

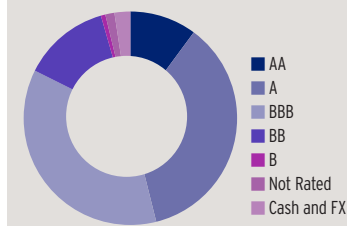
Past performance is not a guide to future returns. The performance shown does not take account of the commissions and costs incurred on the issue and redemption of units.

# Invesco Emerging Local Currencies Debt Fund

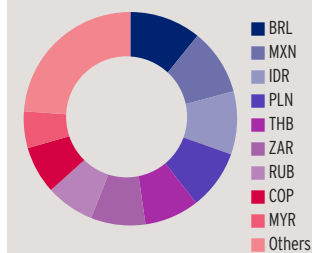
## E-Acc Shares

31 January 2019

### Credit ratings of the fund in %\*



### Currency exposure of the fund in %\*



### NAV and fees

**Current NAV**  
EUR 10.67

**12 month price high**  
EUR 11.13 (27/02/2018)

**12 month price low**  
EUR 9.59 (05/09/2018)

**Minimum investment**<sup>1</sup>  
EUR 500

**Entry charge**  
Up to 3.00%

**Annual management fee**  
2.0%

**Ongoing charges**<sup>2</sup>  
2.39%

### Credit ratings\*

(average rating: BBB)

in %	Fund	Index
AA	10.1	7.3
A	36.0	36.7
BBB	36.3	39.4
BB	13.2	14.7
B	0.7	0.6
Not Rated	1.4	1.3
Cash and FX	2.4	0.0

### Duration distribution\*

(average duration: 5.6)

in %	Fund	Index
Under 3 years	12.1	28.4
3-4 years	14.5	13.0
4-5 years	21.6	11.6
5-6 years	14.9	12.3
6+ years	37.0	34.8

### Sector weightings\*

in %	Fund	Index
Local Debt	97.6	100.0
Cash and FX	2.4	0.0

### Yield %\*

Gross Current Yield	6.36
Gross Redemption Yield	5.40

### Currency exposure\*

in %	Fund	Index
BRL	10.8	10.0
MXN	10.0	10.0
IDR	9.6	9.4
PLN	9.0	9.2
THB	8.3	8.4
ZAR	8.3	8.6
RUB	7.4	7.3
COP	7.2	7.2
MYR	5.6	5.9
Others	23.9	24.1

### Maturity distribution\*

in %	Fund	Index
0-3 years	6.4	23.4
3-7 years	41.9	32.5
7-10 years	25.0	20.2
10-15 years	13.6	12.3
15+ years	11.4	11.6
Others	1.7	0.0

### Geographical weightings\*

in %	Fund	Index
Mexico	11.7	10.0
Indonesia	10.2	9.4
South Africa	9.5	8.6
Poland	9.3	9.2
Brazil	8.1	10.0
Czech Republic	7.5	4.1
Thailand	6.8	8.4
Colombia	6.7	7.2
Others	27.9	33.1
Cash and FX	2.4	0.0

### 3 year characteristics\*\*

Alpha	-2.95
Beta	1.01
Correlation	0.98
Information ratio	-1.70
Sharpe ratio	0.34
Tracking error in %	1.67
Volatility in %	8.51

For detailed information about the 3 year characteristics please see <http://assets.invescohub.com/invesco-eu/glossary.pdf>.

---

# Invesco Emerging Local Currencies Debt Fund

## E-Acc Shares

31 January 2019

---

### Risk Warnings

The value of investments and any income will fluctuate (this may partly be the result of exchange rate fluctuations) and investors may not get back the full amount invested. Debt instruments are exposed to credit risk which is the ability of the borrower to repay the interest and capital on the redemption date. Changes in interest rates will result in fluctuations in the value of the fund. The fund uses derivatives (complex instruments) for investment purposes, which may result in the fund being significantly leveraged and may result in large fluctuations in the value of the fund. The fund may invest in distressed securities which carry a significant risk of capital loss. As a large portion of the fund is invested in less developed countries, you should be prepared to accept significantly large fluctuations in the value of the fund. Investments in debt instruments which are of lower credit quality may result in large fluctuations in the value of the fund.

---

### Important Information

<sup>1</sup>The minimum investment amounts are: EUR 500 / USD 650 / GBP 400 / CHF 650 / SEK 4,500. Please contact us or refer to the most up to date Prospectus for details of minimum investment amounts in other currencies.

<sup>2</sup>The ongoing charges figure is based on annualised expenses for the period ending August 2017. This figure may vary from year to year. It excludes portfolio transaction costs except in the case of an entry or exit charge paid by the Fund when buying or selling shares/units in another fund.

**This marketing document is exclusively for use by Professional Clients and Financial Advisers in Continental Europe and Qualified Investors in Switzerland. This document is not for consumer use, please do not redistribute. For the purpose of the distribution of this document Continental Europe is defined as Switzerland, Spain, Finland, France, Greece, Italy, Luxembourg, Netherlands, Portugal, Sweden. Data as at 31 January 2019, unless otherwise stated. This document is marketing material and is not intended as a recommendation to invest in any particular asset class, security or strategy. Regulatory requirements that require impartiality of investment/investment strategy recommendations are therefore not applicable nor are any prohibitions to trade before publication. The information provided is for illustrative purposes only, it should not be relied upon as recommendations to buy or sell securities. By accepting this document, you consent to communicate with us in English, unless you inform us otherwise.**

You will find a list of the full holdings of this fund on <http://www.invescoglobalproducts.com/portal/site/gpr>. Past performance is not a guide to future returns. Where individuals or the business have expressed opinions, they are based on current market conditions, they may differ from those of other investment professionals and are subject to change without notice and are not to be construed as investment advice. This marketing document is not an invitation to subscribe for shares in the fund and is by way of information only, it should not be considered financial advice. This does not constitute an offer or solicitation by anyone in any jurisdiction in which such an offer is not authorised or to any person to whom it is unlawful to make such an offer or solicitation. Persons interested in acquiring the fund should inform themselves as to (i) the legal requirements in the countries of their nationality, residence, ordinary residence or domicile; (ii) any foreign exchange controls and (iii) any relevant tax consequences. As with all investments, there are associated risks. This document is by way of information only. Asset management services are provided by Invesco in accordance with appropriate local legislation and regulations. The fund is available only in jurisdictions where its promotion and sale is permitted. Not all share classes of this fund may be available for public sale in all jurisdictions and not all share classes are the same nor do they necessarily suit every investor. Fee structure and minimum investment levels may vary dependent on share class chosen. Please check the most recent version of the fund prospectus in relation to the criteria for the individual share classes and contact your local Invesco office for full details of the fund registration status in your jurisdiction. Forecasts are not reliable indicators of future performance. For more information on our funds, please refer to the most up to date relevant fund and share class-specific Key Investor Information Documents, the latest Annual or Interim Reports and the latest Prospectus, and constituent documents. This information is available using the contact details of the issuer and is without charge. Further information on our products is available using the contact details shown. The yields shown are expressed as a % per annum of the current NAV of the fund. They are an estimate for the next 12 months, assuming that the fund's portfolio remains unchanged and there are no defaults or deferrals of coupon payments or capital repayments. Cash income is estimated coupons from bonds. The gross current yield is an indication of the expected cash income over the next 12 months. The estimated gross redemption yield is a longer-term picture indicating expected annual total return. This means that in addition to expected cash income, it includes the amortised annual value of unrealised capital gains or losses of bond holdings currently held by the fund, calculated with reference to their current market price and expected redemption value made upon maturity of the bonds. Neither of the yields is guaranteed. Nor do they reflect the fund charges or the entry charge of the fund. Investors may be subject to tax on distributions. Subscriptions of shares are only accepted on the basis of the most up to date legal offering documents. The legal offering documents (fund & share class specific Key Investor Information Document, prospectus, annual and semi-annual reports, articles and trustee deed) are available free of charge with your local Invesco representative or on our website [www.invescoeuropa.com](http://www.invescoeuropa.com).

© 2019 Morningstar. All rights reserved. The information contained herein: (1) is proprietary to Morningstar and/or its content providers; (2) may not be copied or distributed; and (3) is not warranted to be accurate, complete or timely. Neither Morningstar nor its content providers are responsible for any damages or losses arising from any use of this information.

---

# Invesco Emerging Local Currencies Debt Fund

## E-Acc Shares

31 January 2019

---

### Important Information

**Additional information for Finland:** Issued in Finland by Invesco Asset Management S.A., 16-18 rue de Londres, 75009 Paris, France.

**Additional information for France:** Issued in France by Invesco Asset Management S.A., 16-18 rue de Londres, 75009 Paris, France.

**Additional information for Greece:** Issued in Greece by Invesco Asset Management S.A., 16-18 rue de Londres, 75009 Paris, France.

**Additional information for Italy:** Issued in Italy by Invesco Asset Management S.A, Sede Secondaria, Via Bocchetto 6, 20123 Milan, Italy.

**Additional information for Luxembourg:** Issued in Luxembourg by Invesco Asset Management SA, 16-18 rue de Londres, 75009 Paris, France.

**Additional information for Netherlands:** Issued in Netherlands by Invesco Asset Management S.A. Dutch Branch, Vinoly Building, Claude Debussylaan 26, 1082 MD Amsterdam, The Netherlands, [www.invesco.nl](http://www.invesco.nl).

**Additional information for Portugal:** Issued in Portugal by Invesco Asset Management S.A., 16-18 rue de Londres, 75009 Paris, France.

**Additional information for Spain:** Issued in Spain by Invesco Asset Management S.A., Sucursal en España, C/ Goya 6 - 3º, 28001 Madrid, Spain.

**Additional information for Sweden:** Issued in Sweden by Invesco Asset Management S.A., Swedish Filial, Convendum, Jakobsbergsgatan 16, 111 43 Stockholm, Sweden.

**Additional information for Switzerland:** Issued in Switzerland by Invesco Asset Management (Schweiz) AG, Talacker 34, CH-8001 Zurich, who acts as representative for the funds distributed in Switzerland. Paying agent for the funds distributed in Switzerland: BNP PARIBAS SECURITIES SERVICES, Paris, succursale de Zurich, Selnaustrasse 16, CH-8002 Zurich. The legal offering documents are available free of charge at our website and local language from the issuer of this document. The fund is domiciled in Luxembourg.